

**SUMMARY OF APPROPRIATIONS, ALLOTMENTS, OBLIGATIONS, DISBURSEMENTS AND BALANCES BY OBJECT OF EXPENDITURES**

**As at the Quarter Ending June 30, 2024**

Department : Other Executive Offices (OEOs)  
 Agency/Entity : Philippine Competition Commission  
 Operating Unit : < not applicable >  
 Organization Code (UACS) : 26 038 000000  
 Fund Cluster : 01 - Regular Agency Fund  
 (e.g. UACS Fund Cluster: 01-Regular Agency Fund, 02-Foreign Assisted Projects Fund, 03-Special Account-Locally Funded/Domestic Grants Fund, and 04-Special Account-Foreign Assisted/Foreign Grants Fund)

X	Current Year Appropriations
	Supplemental Appropriations
	Continuing Appropriations

Particulars	UACS CODE	Appropriations			Allotments			Obligations					Disbursements				Balances						
		Authorized Appropriations	Adjustments (Transfer To/From, Modifications/Augmentations)	Adjusted Appropriations	Allotments Received	Adjustments (Reductions, Modifications/Augmentations)	Transfer To	Transfer From	Adjusted Allotments	1st Quarter Ending March 31	2nd Quarter Ending June 30	3rd Quarter Ending September 30	4th Quarter Ending December 31	Total	1st Quarter Ending March 31	2nd Quarter Ending June 30	3rd Quarter Ending September 30	4th Quarter Ending December 31	Total	Unreleased Appropriations	Unobligated Allotments	Unpaid Obligations (15-20)=(23+24)	
																						Due and Demandable	Not Yet Due and Demandable
1	2	3	4	5=(3+4)	6	7	8	9	10=[(6+(-)7)-8+9]	11	12	13	14	15=(11+12+13+14)	16	17	18	19	20=(16+17+18+19)	21=(5-10)	22=(10-15)	23	24
<b>SUMMARY</b>		<b>540,842,000.00</b>	<b>0.00</b>	<b>540,842,000.00</b>	<b>540,842,000.00</b>	<b>0.00</b>	<b>0.00</b>	<b>0.00</b>	<b>540,842,000.00</b>	<b>181,702,785.75</b>	<b>92,135,075.12</b>	<b>0.00</b>	<b>0.00</b>	<b>273,837,860.87</b>	<b>95,934,919.98</b>	<b>92,086,744.52</b>	<b>0.00</b>	<b>0.00</b>	<b>188,021,664.50</b>	<b>0.00</b>	<b>267,004,139.13</b>	<b>0.00</b>	<b>85,816,196.37</b>
<b>A. AGENCY SPECIFIC BUDGET</b>		<b>518,076,000.00</b>	<b>0.00</b>	<b>518,076,000.00</b>	<b>518,076,000.00</b>	<b>0.00</b>	<b>0.00</b>	<b>0.00</b>	<b>518,076,000.00</b>	<b>176,698,900.20</b>	<b>87,157,631.31</b>	<b>0.00</b>	<b>0.00</b>	<b>263,856,531.51</b>	<b>92,616,900.14</b>	<b>87,151,300.66</b>	<b>0.00</b>	<b>0.00</b>	<b>179,768,200.80</b>	<b>0.00</b>	<b>254,219,468.49</b>	<b>0.00</b>	<b>84,088,330.71</b>
<b>Personnel Services</b>		<b>242,763,000.00</b>	<b>0.00</b>	<b>242,763,000.00</b>	<b>242,763,000.00</b>	<b>0.00</b>	<b>0.00</b>	<b>0.00</b>	<b>242,763,000.00</b>	<b>45,156,599.81</b>	<b>60,636,668.83</b>	<b>0.00</b>	<b>0.00</b>	<b>105,793,268.64</b>	<b>42,237,256.21</b>	<b>60,357,198.36</b>	<b>0.00</b>	<b>0.00</b>	<b>102,594,454.57</b>	<b>0.00</b>	<b>136,969,731.36</b>	<b>0.00</b>	<b>3,198,814.07</b>
<b>Salaries and Wages</b>		<b>189,713,000.00</b>	<b>(1,334,578.27)</b>	<b>188,378,421.73</b>	<b>189,713,000.00</b>	<b>(1,334,578.27)</b>	<b>0.00</b>	<b>0.00</b>	<b>188,378,421.73</b>	<b>41,691,874.46</b>	<b>41,478,022.63</b>	<b>0.00</b>	<b>0.00</b>	<b>83,169,897.09</b>	<b>39,135,927.74</b>	<b>41,320,669.71</b>	<b>0.00</b>	<b>0.00</b>	<b>80,456,597.45</b>	<b>0.00</b>	<b>105,208,524.64</b>	<b>0.00</b>	<b>0.00</b>
Salaries and Wages - Regular	5010101000	189,713,000.00	(1,334,578.27)	188,378,421.73	189,713,000.00	(1,334,578.27)	0.00	0.00	188,378,421.73	41,691,874.46	41,478,022.63	0.00	0.00	83,169,897.09	39,135,927.74	41,320,669.71	0.00	0.00	80,456,597.45	0.00	105,208,524.64	0.00	2,713,299.64
Basic Salary - Civilian	5010101001	189,713,000.00	(1,334,578.27)	188,378,421.73	189,713,000.00	(1,334,578.27)	0.00	0.00	188,378,421.73	41,691,874.46	41,478,022.63	0.00	0.00	83,169,897.09	39,135,927.74	41,320,669.71	0.00	0.00	80,456,597.45	0.00	105,208,524.64	0.00	2,713,299.64
<b>Other Compensation</b>		<b>48,147,000.00</b>	<b>700,000.00</b>	<b>48,847,000.00</b>	<b>48,147,000.00</b>	<b>700,000.00</b>	<b>0.00</b>	<b>0.00</b>	<b>48,847,000.00</b>	<b>2,208,750.06</b>	<b>17,846,354.80</b>	<b>0.00</b>	<b>0.00</b>	<b>20,055,104.86</b>	<b>2,195,568.21</b>	<b>17,725,869.49</b>	<b>0.00</b>	<b>0.00</b>	<b>19,921,437.70</b>	<b>0.00</b>	<b>28,791,895.14</b>	<b>0.00</b>	<b>133,667.16</b>
Personal Economic Relief Allowance (PERA)	5010201000	5,856,000.00	0.00	5,856,000.00	5,856,000.00	0.00	0.00	0.00	5,856,000.00	1,174,727.34	1,175,454.67	0.00	0.00	2,350,182.01	1,161,545.49	1,168,272.80	0.00	0.00	2,329,818.29	0.00	3,505,817.99	0.00	20,363.72
PERA - Civilian	5010201001	5,856,000.00	0.00	5,856,000.00	5,856,000.00	0.00	0.00	0.00	5,856,000.00	1,174,727.34	1,175,454.67	0.00	0.00	2,350,182.01	1,161,545.49	1,168,272.80	0.00	0.00	2,329,818.29	0.00	3,505,817.99	0.00	20,363.72
Representation Allowance (RA)	5010202000	3,324,000.00	0.00	3,324,000.00	3,324,000.00	0.00	0.00	0.00	3,324,000.00	625,375.00	923,250.00	0.00	0.00	1,548,625.00	625,375.00	914,250.00	0.00	0.00	1,539,625.00	0.00	1,775,375.00	0.00	9,000.00
Transportation Allowance (TA)	5010203000	3,325,000.00	0.00	3,325,000.00	3,325,000.00	0.00	0.00	0.00	3,325,000.00	408,647.72	598,670.44	0.00	0.00	1,007,318.16	408,647.72	579,215.89	0.00	0.00	987,863.61	0.00	2,317,681.84	0.00	19,454.55
Transportation Allowance (TA)	5010203001	3,325,000.00	0.00	3,325,000.00	3,325,000.00	0.00	0.00	0.00	3,325,000.00	408,647.72	598,670.44	0.00	0.00	1,007,318.16	408,647.72	579,215.89	0.00	0.00	987,863.61	0.00	2,317,681.84	0.00	19,454.55
Clothing/Uniform Allowance	5010204000	1,464,000.00	0.00	1,464,000.00	1,464,000.00	0.00	0.00	0.00	1,464,000.00	0.00	1,183,000.00	0.00	0.00	1,183,000.00	0.00	1,183,000.00	0.00	0.00	1,183,000.00	0.00	281,000.00	0.00	0.00
Clothing/Uniform Allowance - Civilian	5010204001	1,464,000.00	0.00	1,464,000.00	1,464,000.00	0.00	0.00	0.00	1,464,000.00	0.00	1,183,000.00	0.00	0.00	1,183,000.00	0.00	1,183,000.00	0.00	0.00	1,183,000.00	0.00	281,000.00	0.00	0.00
Overtime and Night Pay	5010213000	0.00	700,000.00	700,000.00	0.00	700,000.00	0.00	0.00	700,000.00	0.00	252,936.64	0.00	0.00	252,936.64	0.00	168,087.80	0.00	0.00	168,087.80	0.00	447,063.36	0.00	84,848.84
Overtime Pay	5010213001	0.00	700,000.00	700,000.00	0.00	700,000.00	0.00	0.00	700,000.00	0.00	252,936.64	0.00	0.00	252,936.64	0.00	168,087.80	0.00	0.00	168,087.80	0.00	447,063.36	0.00	84,848.84
Year End Bonus	5010214000	15,809,000.00	0.00	15,809,000.00	15,809,000.00	0.00	0.00	0.00	15,809,000.00	0.00	40,398.05	0.00	0.00	40,398.05	0.00	40,398.00	0.00	0.00	40,398.00	0.00	15,768,601.95	0.00	0.05
Bonus - Civilian	5010214001	15,809,000.00	0.00	15,809,000.00	15,809,000.00	0.00	0.00	0.00	15,809,000.00	0.00	40,398.05	0.00	0.00	40,398.05	0.00	40,398.00	0.00	0.00	40,398.00	0.00	15,768,601.95	0.00	0.05
Cash Gift	5010215000	1,220,000.00	0.00	1,220,000.00	1,220,000.00	0.00	0.00	0.00	1,220,000.00	0.00	2,500.00	0.00	0.00	2,500.00	0.00	2,500.00	0.00	0.00	2,500.00	0.00	1,217,500.00	0.00	0.00
Cash Gift - Civilian	5010215001	1,220,000.00	0.00	1,220,000.00	1,220,000.00	0.00	0.00	0.00	1,220,000.00	0.00	2,500.00	0.00	0.00	2,500.00	0.00	2,500.00	0.00	0.00	2,500.00	0.00	1,217,500.00	0.00	0.00
Mid-Year Bonus - Civilian	5010216000	15,809,000.00	0.00	15,809,000.00	15,809,000.00	0.00	0.00	0.00	15,809,000.00	0.00	13,670,145.00	0.00	0.00	13,670,145.00	0.00	13,670,145.00	0.00	0.00	13,670,145.00	0.00	2,138,855.00	0.00	0.00
Mid-Year Bonus - Civilian	5010216001	15,809,000.00	0.00	15,809,000.00	15,809,000.00	0.00	0.00	0.00	15,809,000.00	0.00	13,670,145.00	0.00	0.00	13,670,145.00	0.00	13,670,145.00	0.00	0.00	13,670,145.00	0.00	2,138,855.00	0.00	0.00
<b>Other Bonuses and Allowances</b>	<b>5010299000</b>	<b>1,340,000.00</b>	<b>0.00</b>	<b>1,340,000.00</b>	<b>1,340,000.00</b>	<b>0.00</b>	<b>0.00</b>	<b>0.00</b>	<b>1,340,000.00</b>	<b>0.00</b>	<b>0.00</b>	<b>0.00</b>	<b>0.00</b>	<b>0.00</b>	<b>0.00</b>	<b>0.00</b>	<b>0.00</b>	<b>0.00</b>	<b>0.00</b>	<b>0.00</b>	<b>1,340,000.00</b>	<b>0.00</b>	<b>0.00</b>
Productivity Enhancement Incentive - Civilian	5010299012	1,340,000.00	0.00	1,340,000.00	1,340,000.00	0.00	0.00	0.00	1,340,000.00	0.00	0.00	0.00	0.00	0.00	0.00	0.00	0.00	0.00	0.00	0.00	1,340,000.00	0.00	0.00
<b>Personnel Benefit Contributions</b>		<b>4,569,000.00</b>	<b>0.00</b>	<b>4,569,000.00</b>	<b>4,569,000.00</b>	<b>0.00</b>	<b>0.00</b>	<b>0.00</b>	<b>4,569,000.00</b>	<b>1,032,179.70</b>	<b>1,048,863.45</b>	<b>0.00</b>	<b>0.00</b>	<b>2,081,043.15</b>	<b>683,556.47</b>	<b>1,048,728.55</b>	<b>0.00</b>	<b>0.00</b>	<b>1,732,285.02</b>	<b>0.00</b>	<b>2,487,956.85</b>	<b>0.00</b>	<b>348,758.13</b>
Pag-IBIG Contributions	5010302000	293,000.00	0.00	293,000.00	293,000.00	0.00	0.00	0.00	293,000.00	98,500.00	119,600.00	0.00	0.00	218,100.00	59,500.00	119,000.00	0.00	0.00	178,500.00	0.00	74,900.00	0.00	39,600.00
Pag-IBIG - Civilian	5010302001	293,000.00	0.00	293,000.00	293,000.00	0.00	0.00	0.00	293,000.00	98,500.00	119,600.00	0.00	0.00	218,100.00	59,500.00	119,000.00	0.00	0.00	178,500.00	0.00	74,900.00	0.00	39,600.00
PhilHealth Contributions	5010303000	3,983,000.00	0.00	3,983,000.00	3,983,000.00	0.00	0.00	0.00	3,983,000.00	874,479.70	869,363.45	0.00	0.00	1,743,843.15	584,756.47	871,228.55	0.00	0.00	1,455,985.02	0.00	2,239,156.85	0.00	287,858.13
PhilHealth - Civilian	5010303001	3,983,000.00	0.00	3,983,000.00	3,983,000.00	0.00	0.00	0.00	3,983,000.00	874,479.70	869,363.45	0.00	0.00	1,743,843.15	584,756.47	871,228.55	0.00	0.00	1,455,985.02	0.00	2,239,156.85	0.00	287,858.13
Employees Compensation Insurance Premiums	5010304000	293,000.00	0.00	293,000.00	293,000.00	0.00	0.00	0.00	293,000.00	59,200.00	59,900.00	0.00	0.00	119,100.00	39,300.00	58,500.00	0.00	0.00	97,800.00	0.00	173,900.00	0.00	21,300.00
ECIP - Civilian	5010304001	293,000.00	0.00	293,000.00	293,000.00	0.00	0.00	0.00	293,000.00	59,200.00	59,900.00	0.00	0.00	119,100.00	39,300.00	58,500.00	0.00	0.00	97,800.00	0.00	173,900.00	0.00	21,300.00
<b>Other Personnel Benefits</b>		<b>334,000.00</b>	<b>634,578.27</b>	<b>968,578.27</b>	<b>334,000.00</b>	<b>634,578.27</b>	<b>0.00</b>	<b>0.00</b>	<b>968,578.27</b>	<b>223,795.59</b>	<												

Department : Other Executive Offices (OEOs)

Agency/Entity : Philippine Competition Commission

Operating Unit : < not applicable >

Organization Code (UACS) : 26 038 000000

Fund Cluster : 01 - Regular Agency Fund

(e.g. UACS Fund Cluster: 01-Regular Agency Fund, 02-Foreign Assisted Projects Fund, 03-Special Account-Locally Funded/Domestic Grants Fund, and 04-Special Account-Foreign Assisted/Foreign Grants Fund)

X	Current Year Appropriations
	Supplemental Appropriations
	Continuing Appropriations


Particulars	UACS CODE	Appropriations			Allotments			Obligations					Disbursements				Balances						
		Authorized Appropriations	Adjustments (Transfer To/From, Modifications/Augmentations)	Adjusted Appropriations	Allotments Received	Adjustments (Reductions, Modifications/Augmentations)	Transfer To	Transfer From	Adjusted Allotments	1st Quarter Ending March 31	2nd Quarter Ending June 30	3rd Quarter Ending September 30	4th Quarter Ending December 31	Total	1st Quarter Ending March 31	2nd Quarter Ending June 30	3rd Quarter Ending September 30	4th Quarter Ending December 31	Total	Unreleased Appropriations	Unobligated Allotments	Unpaid Obligations (15-20)=(23+24)	
																						Due and Demandable	Not Yet Due and Demandable
1	2	3	4	5=(3+4)	6	7	8	9	10=[(6+(-)7)-8+9]	11	12	13	14	15=(11+12+13+14)	16	17	18	19	20=(16+17+18+19)	21=(5-10)	22=(10-15)	23	24
Accountable Forms Expenses	5020302000	15,000.00	0.00	15,000.00	15,000.00	0.00	0.00	0.00	15,000.00	1,600.00	5,500.00	0.00	0.00	7,100.00	1,600.00	5,500.00	0.00	0.00	7,100.00	0.00	7,900.00	0.00	0.00
Medical, Dental and Laboratory Supplies Expenses	5020308000	57,000.00	0.00	57,000.00	57,000.00	0.00	0.00	0.00	57,000.00	14,280.00	0.00	0.00	0.00	14,280.00	0.00	14,280.00	0.00	0.00	14,280.00	0.00	42,720.00	0.00	0.00
Fuel, Oil and Lubricants Expenses	5020309000	4,983,000.00	0.00	4,983,000.00	4,983,000.00	0.00	0.00	0.00	4,983,000.00	20,450.58	2,758,497.36	0.00	0.00	2,778,947.94	20,450.58	0.00	0.00	0.00	20,450.58	0.00	2,204,052.06	0.00	2,758,497.36
Semi-Expendable Machinery and Equipment	5020321000	142,000.00	118,236.00	260,236.00	142,000.00	118,236.00	0.00	0.00	260,236.00	0.00	141,351.00	0.00	0.00	141,351.00	0.00	118,300.00	0.00	0.00	118,300.00	0.00	118,885.00	0.00	23,051.00
Office Equipment	5020321002	142,000.00	0.00	142,000.00	142,000.00	0.00	0.00	0.00	142,000.00	0.00	23,115.00	0.00	0.00	23,115.00	0.00	23,115.00	0.00	0.00	23,115.00	0.00	118,885.00	0.00	0.00
Information and Communications Technology Equipment	5020321003	0.00	118,236.00	118,236.00	0.00	118,236.00	0.00	0.00	118,236.00	0.00	118,236.00	0.00	0.00	118,236.00	0.00	95,185.00	0.00	0.00	95,185.00	0.00	0.00	0.00	23,051.00
Semi-Expendable Furniture, Fixtures and Books	5020322000	400,000.00	226,000.00	626,000.00	400,000.00	226,000.00	0.00	0.00	626,000.00	45,000.00	289,956.00	0.00	0.00	334,956.00	13,500.00	169,584.51	0.00	0.00	183,084.51	0.00	291,044.00	0.00	151,871.49
Furniture and Fixtures	5020322001	0.00	226,000.00	226,000.00	0.00	226,000.00	0.00	0.00	226,000.00	43,000.00	181,949.00	0.00	0.00	224,949.00	11,500.00	169,584.51	0.00	0.00	181,084.51	0.00	1,051.00	0.00	43,864.49
Books	5020322002	400,000.00	0.00	400,000.00	400,000.00	0.00	0.00	0.00	400,000.00	2,000.00	108,007.00	0.00	0.00	110,007.00	2,000.00	0.00	0.00	0.00	2,000.00	0.00	289,993.00	0.00	108,007.00
Other Supplies and Materials Expenses	5020399000	1,331,000.00	(116,000.00)	1,215,000.00	1,331,000.00	(116,000.00)	0.00	0.00	1,215,000.00	20,760.00	188,401.60	0.00	0.00	209,161.60	0.00	54,581.60	0.00	0.00	54,581.60	0.00	1,005,838.40	0.00	154,580.00
<b>Utility Expenses</b>		<b>7,204,000.00</b>	<b>0.00</b>	<b>7,204,000.00</b>	<b>7,204,000.00</b>	<b>0.00</b>	<b>0.00</b>	<b>0.00</b>	<b>7,204,000.00</b>	<b>262,886.13</b>	<b>1,292,855.84</b>	<b>0.00</b>	<b>0.00</b>	<b>1,555,741.97</b>	<b>128,550.00</b>	<b>956,804.81</b>	<b>0.00</b>	<b>0.00</b>	<b>1,085,354.81</b>	<b>0.00</b>	<b>5,648,258.03</b>	<b>0.00</b>	<b>470,387.16</b>
Water Expenses	5020401000	265,000.00	0.00	265,000.00	265,000.00	0.00	0.00	0.00	265,000.00	120,146.16	26,701.03	0.00	0.00	146,847.19	2,250.00	56,900.31	0.00	0.00	59,150.31	0.00	118,152.81	0.00	87,696.88
Electricity Expenses	5020402000	6,939,000.00	0.00	6,939,000.00	6,939,000.00	0.00	0.00	0.00	6,939,000.00	142,739.97	1,266,154.81	0.00	0.00	1,408,894.78	126,300.00	899,904.50	0.00	0.00	1,026,204.50	0.00	5,530,105.22	0.00	382,690.28
<b>Communication Expenses</b>		<b>6,496,000.00</b>	<b>207,000.00</b>	<b>6,703,000.00</b>	<b>6,496,000.00</b>	<b>207,000.00</b>	<b>0.00</b>	<b>0.00</b>	<b>6,703,000.00</b>	<b>4,809,647.91</b>	<b>319,721.82</b>	<b>0.00</b>	<b>0.00</b>	<b>5,129,369.73</b>	<b>57,261.84</b>	<b>1,261,775.82</b>	<b>0.00</b>	<b>0.00</b>	<b>1,319,037.66</b>	<b>0.00</b>	<b>1,573,630.27</b>	<b>0.00</b>	<b>3,810,332.07</b>
Postage and Courier Services	5020501000	400,000.00	207,000.00	607,000.00	400,000.00	207,000.00	0.00	0.00	607,000.00	603,000.00	3,600.00	0.00	0.00	606,600.00	7,000.00	25,602.00	0.00	0.00	32,602.00	0.00	400.00	0.00	573,998.00
Telephone Expenses	5020502000	3,700,000.00	0.00	3,700,000.00	3,700,000.00	0.00	0.00	0.00	3,700,000.00	2,393,147.91	316,121.82	0.00	0.00	2,709,269.73	36,761.84	1,236,173.82	0.00	0.00	1,272,935.66	0.00	990,730.27	0.00	1,436,334.07
Mobile	5020502001	1,400,000.00	0.00	1,400,000.00	1,400,000.00	0.00	0.00	0.00	1,400,000.00	293,147.91	316,121.82	0.00	0.00	609,269.73	36,761.84	361,173.82	0.00	0.00	397,935.66	0.00	790,730.27	0.00	211,334.07
Landline	5020502002	2,300,000.00	0.00	2,300,000.00	2,300,000.00	0.00	0.00	0.00	2,300,000.00	2,100,000.00	0.00	0.00	0.00	2,100,000.00	0.00	875,000.00	0.00	0.00	875,000.00	0.00	200,000.00	0.00	1,225,000.00
Internet Subscription Expenses	5020503000	2,396,000.00	0.00	2,396,000.00	2,396,000.00	0.00	0.00	0.00	2,396,000.00	1,813,500.00	0.00	0.00	0.00	1,813,500.00	13,500.00	0.00	0.00	0.00	13,500.00	0.00	582,500.00	0.00	1,800,000.00
<b>Survey, Research, Exploration and</b>		<b>6,271,000.00</b>	<b>0.00</b>	<b>6,271,000.00</b>	<b>6,271,000.00</b>	<b>0.00</b>	<b>0.00</b>	<b>0.00</b>	<b>6,271,000.00</b>	<b>60,688.50</b>	<b>670,986.08</b>	<b>0.00</b>	<b>0.00</b>	<b>731,674.58</b>	<b>60,688.50</b>	<b>70,986.08</b>	<b>0.00</b>	<b>0.00</b>	<b>131,674.58</b>	<b>0.00</b>	<b>5,539,325.42</b>	<b>0.00</b>	<b>600,000.00</b>
Research, Exploration and Development Expenses	5020702000	6,271,000.00	0.00	6,271,000.00	6,271,000.00	0.00	0.00	0.00	6,271,000.00	60,688.50	670,986.08	0.00	0.00	731,674.58	60,688.50	70,986.08	0.00	0.00	131,674.58	0.00	5,539,325.42	0.00	600,000.00
Research, Exploration and Development Expenses	5020702002	6,271,000.00	0.00	6,271,000.00	6,271,000.00	0.00	0.00	0.00	6,271,000.00	60,688.50	670,986.08	0.00	0.00	731,674.58	60,688.50	70,986.08	0.00	0.00	131,674.58	0.00	5,539,325.42	0.00	600,000.00
<b>Confidential, Intelligence and Extraordinary</b>		<b>2,246,000.00</b>	<b>0.00</b>	<b>2,246,000.00</b>	<b>2,246,000.00</b>	<b>0.00</b>	<b>0.00</b>	<b>0.00</b>	<b>2,246,000.00</b>	<b>351,600.00</b>	<b>527,400.00</b>	<b>0.00</b>	<b>0.00</b>	<b>879,000.00</b>	<b>351,600.00</b>	<b>527,400.00</b>	<b>0.00</b>	<b>0.00</b>	<b>879,000.00</b>	<b>0.00</b>	<b>1,367,000.00</b>	<b>0.00</b>	<b>0.00</b>
Extraordinary and Miscellaneous Expenses	5021003000	2,246,000.00	0.00	2,246,000.00	2,246,000.00	0.00	0.00	0.00	2,246,000.00	351,600.00	527,400.00	0.00	0.00	879,000.00	351,600.00	527,400.00	0.00	0.00	879,000.00	0.00	1,367,000.00	0.00	0.00
<b>Professional Services</b>		<b>51,008,000.00</b>	<b>(576,236.00)</b>	<b>50,431,764.00</b>	<b>51,008,000.00</b>	<b>(576,236.00)</b>	<b>0.00</b>	<b>0.00</b>	<b>50,431,764.00</b>	<b>16,642,141.06</b>	<b>2,392,028.42</b>	<b>0.00</b>	<b>0.00</b>	<b>19,034,169.48</b>	<b>4,250,006.28</b>	<b>7,601,679.05</b>	<b>0.00</b>	<b>0.00</b>	<b>11,851,685.33</b>	<b>0.00</b>	<b>31,397,594.52</b>	<b>0.00</b>	<b>7,182,484.15</b>
Legal Services	5021101000	3,171,000.00	0.00	3,171,000.00	3,171,000.00	0.00	0.00	0.00	3,171,000.00	0.00	0.00	0.00	0.00	0.00	0.00	0.00	0.00	0.00	0.00	0.00	3,171,000.00	0.00	0.00
Consultancy Services	5021103000	1,069,000.00	295,000.00	1,364,000.00	1,069,000.00	295,000.00	0.00	0.00	1,364,000.00	300,000.00	300,000.00	0.00	0.00	600,000.00	50,000.00	250,000.00	0.00	0.00	300,000.00	0.00	764,000.00	0.00	300,000.00
ICT Consultancy Services	5021103001	764,000.00	0.00	764,000.00	764,000.00	0.00	0.00	0.00	764,000.00	0.00	0.00	0.00	0.00	0.00	0.00	0.00	0.00	0.00	0.00	0.00	764,000.00	0.00	0.00
Consultancy Services	5021103002	305,000.00	295,000.00	600,000.00	305,000.00	295,000.00	0.00	0.00	600,000.00	300,000.00	300,000.00	0.00	0.00	600,000.00	50,000.00	250,000.00	0.00	0.00	300,000.00	0.00	0.00	0.00	300,000.00
Other Professional Services	5021199000	46,768,000.00	(871,236.00)	45,896,764.00	46,768,000.00	(871,236.00)	0.00	0.00	45,896,764.00	16,342,141.06	2,092,028.42	0.00	0.00	18,434,169.48	4,200,006.28	7,351,679.05	0.00	0.00	11,551,685.33	0.00	27,462,594.52	0.00	6,882,484.15
<b>General Services</b>		<b>21,552,000.00</b>	<b>341,797.47</b>	<b>21,893,797.47</b>	<b>21,552,000.00</b>	<b>341,797.47</b>	<b>0.00</b>	<b>0.00</b>	<b>21,893,797.47</b>	<b>20,007,916.15</b>	<b>179,410.80</b>	<b>0.00</b>	<b>0.00</b>	<b>20,187,326.95</b>	<b>701,147.05</b>	<b>3,969,333.29</b>	<b>0.00</b>	<b>0.00</b>	<b>4,670,480.34</b>	<b>0.00</b>	<b>1,706,470.52</b>	<b>0.00</b>	<b>15,516,846.61</b>
Janitorial Services	5021202000	3,340,000.00	69,933.41	3,409,933.41	3,340,000.00	69,933.41	0.00	0.00	3,409,933.41	3,409,933.41	0.00	0.00	0.00	3,409,933.41	60,000.00	0.00	0.00	0.00	60,000.00	0.00	0.00	0.00	3,349,933.41
Security Services	5021203000	2,460,000.00	90,000.00	2,550,000.00	2,460,000.00	90,000.00	0.00	0.00	2,550,000.00	2,465,510.40	0.00	0.00	0.00	2,465,510.40	90,000.00								


Department : Other Executive Offices (OEOs)  
 Agency/Entity : Philippine Competition Commission  
 Operating Unit : < not applicable >  
 Organization Code (UACS) : 26 038 000000  
 Fund Cluster : 01 - Regular Agency Fund

X	Current Year Appropriations
	Supplemental Appropriations
	Continuing Appropriations


(e.g. UACS Fund Cluster: 01-Regular Agency Fund, 02-Foreign Assisted Projects Fund, 03-Special Account-Locally Funded/Domestic Grants Fund, and 04-Special Account-Foreign Assisted/Foreign Grants Fund)

Particulars	UACS CODE	Appropriations			Allotments			Obligations					Disbursements				Balances						
		Authorized Appropriations	Adjustments (Transfer To/From, Modifications/Augmentations)	Adjusted Appropriations	Allotments Received	Adjustments (Reductions, Modifications/Augmentations)	Transfer To	Transfer From	Adjusted Allotments	1st Quarter Ending March 31	2nd Quarter Ending June 30	3rd Quarter Ending September 30	4th Quarter Ending December 31	Total	1st Quarter Ending March 31	2nd Quarter Ending June 30	3rd Quarter Ending September 30	4th Quarter Ending December 31	Total	Unreleased Appropriations	Unobligated Allotments	Unpaid Obligations (15-20)=(23+24)	
																						Due and Demandable	Not Yet Due and Demandable
1	2	3	4	5=(3+4)	6	7	8	9	10=[(6+(-7))-8+9]	11	12	13	14	15=(11+12+13+14)	16	17	18	19	20=(16+17+18+19)	21=(5-10)	22=(10-15)	23	24
Printing and Publication Expenses	5029902000	648,000.00	0.00	648,000.00	648,000.00	0.00	0.00	0.00	648,000.00	14,120.00	547,886.00	0.00	0.00	562,006.00	3,400.00	107,042.00	0.00	0.00	110,442.00	0.00	85,994.00	0.00	451,564.00
Representation Expenses	5029903000	8,798,000.00	(558,797.47)	8,239,202.53	8,798,000.00	(558,797.47)	0.00	0.00	8,239,202.53	1,201,629.70	2,094,412.55	0.00	0.00	3,296,042.25	880,967.70	1,454,904.47	0.00	0.00	2,335,872.17	0.00	4,943,160.28	0.00	960,170.08
Rent/Lease Expenses	5029905000	70,985,000.00	0.00	70,985,000.00	70,985,000.00	0.00	0.00	0.00	70,985,000.00	67,827,359.39	165,100.00	0.00	0.00	67,992,459.39	32,444,448.27	465,206.17	0.00	0.00	32,909,654.44	0.00	2,992,540.61	0.00	35,082,804.95
Rents - Building and Structures	5029905001	68,911,000.00	0.00	68,911,000.00	68,911,000.00	0.00	0.00	0.00	68,911,000.00	66,909,159.39	101,000.00	0.00	0.00	67,010,159.39	32,389,448.27	373,353.47	0.00	0.00	32,762,801.74	0.00	1,900,840.61	0.00	34,247,357.65
Rents - Motor Vehicles	5029905003	974,000.00	0.00	974,000.00	974,000.00	0.00	0.00	0.00	974,000.00	95,000.00	64,100.00	0.00	0.00	159,100.00	55,000.00	49,600.00	0.00	0.00	104,600.00	0.00	814,900.00	0.00	54,500.00
Rents - ICT Machinery and Equipment	5029905008	1,100,000.00	0.00	1,100,000.00	1,100,000.00	0.00	0.00	0.00	1,100,000.00	823,200.00	0.00	0.00	0.00	823,200.00	0.00	42,252.70	0.00	0.00	42,252.70	0.00	276,800.00	0.00	780,947.30
Membership Dues and Contributions to	5029906000	5,000.00	0.00	5,000.00	5,000.00	0.00	0.00	0.00	5,000.00	0.00	0.00	0.00	0.00	0.00	0.00	0.00	0.00	0.00	0.00	0.00	5,000.00	0.00	0.00
Subscription Expenses	5029907000	21,610,000.00	0.00	21,610,000.00	21,610,000.00	0.00	0.00	0.00	21,610,000.00	10,448,878.25	3,726,043.00	0.00	0.00	14,174,921.25	7,353,333.25	2,538,585.75	0.00	0.00	9,891,919.00	0.00	7,435,078.75	0.00	4,283,002.25
ICT Software Subscription	5029907001	11,323,000.00	0.00	11,323,000.00	11,323,000.00	0.00	0.00	0.00	11,323,000.00	9,761,147.40	0.00	0.00	0.00	9,761,147.40	7,349,602.40	2,079,097.75	0.00	0.00	9,428,700.15	0.00	1,561,852.60	0.00	332,447.25
Library and Other Reading Materials Subscription Expenses	5029907004	6,030,000.00	0.00	6,030,000.00	6,030,000.00	0.00	0.00	0.00	6,030,000.00	3,730.85	3,680,843.00	0.00	0.00	3,684,573.85	3,730.85	129,288.00	0.00	0.00	133,018.85	0.00	2,345,426.15	0.00	3,551,555.00
Other Subscription Expenses	5029907099	4,257,000.00	0.00	4,257,000.00	4,257,000.00	0.00	0.00	0.00	4,257,000.00	684,000.00	45,200.00	0.00	0.00	729,200.00	0.00	330,200.00	0.00	0.00	330,200.00	0.00	3,527,800.00	0.00	399,000.00
Other Maintenance and Operating Expenses	5029999000	25,000,000.00	0.00	25,000,000.00	25,000,000.00	0.00	0.00	0.00	25,000,000.00	4,880.00	2,023.00	0.00	0.00	6,903.00	4,880.00	2,023.00	0.00	0.00	6,903.00	0.00	24,993,097.00	0.00	0.00
Other Maintenance and Operating Expenses	5029999099	25,000,000.00	0.00	25,000,000.00	25,000,000.00	0.00	0.00	0.00	25,000,000.00	4,880.00	2,023.00	0.00	0.00	6,903.00	4,880.00	2,023.00	0.00	0.00	6,903.00	0.00	24,993,097.00	0.00	0.00
<b>Capital Outlays</b>		<b>4,500,000.00</b>	<b>0.00</b>	<b>4,500,000.00</b>	<b>4,500,000.00</b>	<b>0.00</b>	<b>0.00</b>	<b>0.00</b>	<b>4,500,000.00</b>	<b>0.00</b>	<b>4,035,500.00</b>	<b>0.00</b>	<b>0.00</b>	<b>4,035,500.00</b>	<b>0.00</b>	<b>123,500.00</b>	<b>0.00</b>	<b>0.00</b>	<b>123,500.00</b>	<b>0.00</b>	<b>464,500.00</b>	<b>0.00</b>	<b>3,912,000.00</b>
<b>Property, Plant and Equipment Outlay</b>		<b>4,500,000.00</b>	<b>0.00</b>	<b>4,500,000.00</b>	<b>4,500,000.00</b>	<b>0.00</b>	<b>0.00</b>	<b>0.00</b>	<b>4,500,000.00</b>	<b>0.00</b>	<b>4,035,500.00</b>	<b>0.00</b>	<b>0.00</b>	<b>4,035,500.00</b>	<b>0.00</b>	<b>123,500.00</b>	<b>0.00</b>	<b>0.00</b>	<b>123,500.00</b>	<b>0.00</b>	<b>464,500.00</b>	<b>0.00</b>	<b>3,912,000.00</b>
Machinery and Equipment Outlay	5060405000	4,500,000.00	0.00	4,500,000.00	4,500,000.00	0.00	0.00	0.00	4,500,000.00	0.00	4,035,500.00	0.00	0.00	4,035,500.00	0.00	123,500.00	0.00	0.00	123,500.00	0.00	464,500.00	0.00	3,912,000.00
Information and Communication Technology Equipment	5060405003	0.00	4,500,000.00	4,500,000.00	0.00	4,500,000.00	0.00	0.00	4,500,000.00	0.00	4,035,500.00	0.00	0.00	4,035,500.00	0.00	123,500.00	0.00	0.00	123,500.00	0.00	464,500.00	0.00	3,912,000.00
Other Machinery and Equipment	5060405099	4,500,000.00	(4,500,000.00)	0.00	4,500,000.00	(4,500,000.00)	0.00	0.00	0.00	0.00	0.00	0.00	0.00	0.00	0.00	0.00	0.00	0.00	0.00	0.00	0.00	0.00	0.00
<b>B. AUTOMATIC APPROPRIATIONS</b>		<b>22,766,000.00</b>	<b>0.00</b>	<b>22,766,000.00</b>	<b>22,766,000.00</b>	<b>0.00</b>	<b>0.00</b>	<b>0.00</b>	<b>22,766,000.00</b>	<b>5,003,885.55</b>	<b>4,977,443.81</b>	<b>0.00</b>	<b>0.00</b>	<b>9,981,329.36</b>	<b>3,318,019.84</b>	<b>4,935,443.86</b>	<b>0.00</b>	<b>0.00</b>	<b>8,253,463.70</b>	<b>0.00</b>	<b>12,784,670.64</b>	<b>0.00</b>	<b>1,727,865.66</b>
Retirement and Life Insurance Premiums		22,766,000.00	0.00	22,766,000.00	22,766,000.00	0.00	0.00	0.00	22,766,000.00	5,003,885.55	4,977,443.81	0.00	0.00	9,981,329.36	3,318,019.84	4,935,443.86	0.00	0.00	8,253,463.70	0.00	12,784,670.64	0.00	1,727,865.66
<b>GRAND TOTAL</b>		<b>540,842,000.00</b>	<b>0.00</b>	<b>540,842,000.00</b>	<b>540,842,000.00</b>	<b>0.00</b>	<b>0.00</b>	<b>0.00</b>	<b>540,842,000.00</b>	<b>181,702,785.75</b>	<b>92,135,075.12</b>	<b>0.00</b>	<b>0.00</b>	<b>273,837,860.87</b>	<b>95,934,919.98</b>	<b>92,086,744.52</b>	<b>0.00</b>	<b>0.00</b>	<b>188,021,664.50</b>	<b>0.00</b>	<b>267,004,139.13</b>	<b>0.00</b>	<b>85,816,196.37</b>

Certified Correct:  
  
 BERNARD L. TINONAS  
 Chief Administrative Officer, Budget Division  
 Date: July 26, 2024 03:07 PM

Certified Correct:  
  
 JONATHAN P. MONTENEGRO  
 Chief Accountant, Accounting Division  
 Date: July 26, 2024 03:07 PM

Recommending Approval By:  
 \_\_\_\_\_  
 \_\_\_\_\_  
 Date: July 26, 2024 03:07 PM

Approved By:  
  
 ATTY. JOSEPH MELVIN B. BASAS  
 Director IV, FPMSO  
 Date: July 26, 2024 05:51 PM

**SUMMARY OF APPROPRIATIONS, ALLOTMENTS, OBLIGATIONS, DISBURSEMENTS AND BALANCES BY OBJECT OF EXPENDITURES**

**As at the Quarter Ending June 30, 2024**

Department : Other Executive Offices (OEOs)  
 Agency/Entity : Philippine Competition Commission  
 Operating Unit : < not applicable >  
 Organization Code (UACS) : 26 038 000000  
 Fund Cluster : 01 - Regular Agency Fund

	Current Year Appropriations
	Supplemental Appropriations
X	Continuing Appropriations

(e.g. UACS Fund Cluster: 01-Regular Agency Fund, 02-Foreign Assisted Projects Fund, 03-Special Account-Locally Funded/Domestic Grants Fund, and 04-Special Account-Foreign Assisted/Foreign Grants Fund)

Particulars	UACS CODE	Appropriations				Allotments						Obligations					Disbursements					Balances			
		Authorized Appropriations	Adjustments (Transfer To/From, Modifications/Augmentations)	Adjusted Appropriations	Allotments		Adjustments (Reductions, Modifications/Augmentations)	Transfer To	Transfer From	Adjusted Allotments	1st Quarter Ending March 31	2nd Quarter Ending June 30	3rd Quarter Ending September 30	4th Quarter Ending December 31	Total	1st Quarter Ending March 31	2nd Quarter Ending June 30	3rd Quarter Ending September 30	4th Quarter Ending December 31	Total	Unused Funds		Unpaid Obligations (16-21)=(24+25)		
					SARO	Unobligated															Unreleased Appropriations	Unobligated Allotments	Due and Demandable	Not Yet Due and Demandable	
					5=(3+4)	6															7	8	9	10	11=[(6+7+(-)8)-9+10]
1	2	3	4	5=(3+4)	6	7	8	9	10	11=[(6+7+(-)8)-9+10]	12	13	14	15	16=(12+13+14+15)	17	18	19	20	21=(17+18+19+20)	22=(5-11)	23=(11-16)	24	25	
<b>SUMMARY</b>		0.00	0.00	0.00	0.00	24,959,632.93	0.00	0.00	0.00	24,959,632.93	5,366,806.58	2,779,192.14	0.00	0.00	8,145,998.72	3,316,144.19	3,293,031.98	0.00	0.00	6,609,176.17	0.00	16,813,634.21	0.00	1,536,822.55	
<b>Unobligated Allotment</b>		0.00	0.00	0.00	0.00	24,959,632.93	0.00	0.00	0.00	24,959,632.93	5,366,806.58	2,779,192.14	0.00	0.00	8,145,998.72	3,316,144.19	3,293,031.98	0.00	0.00	6,609,176.17	0.00	16,813,634.21	0.00	1,536,822.55	
<b>I. AGENCY SPECIFIC BUDGET</b>		0.00	0.00	0.00	0.00	24,959,632.93	0.00	0.00	0.00	24,959,632.93	5,366,806.58	2,779,192.14	0.00	0.00	8,145,998.72	3,316,144.19	3,293,031.98	0.00	0.00	6,609,176.17	0.00	16,813,634.21	0.00	1,536,822.55	
<b>Maintenance and Other Operating Expenses</b>		0.00	0.00	0.00	0.00	24,951,632.93	0.00	0.00	0.00	24,951,632.93	5,366,806.58	2,779,192.14	0.00	0.00	8,145,998.72	3,316,144.19	3,293,031.98	0.00	0.00	6,609,176.17	0.00	16,805,634.21	0.00	1,536,822.55	
<b>Traveling Expenses</b>		0.00	0.00	0.00	0.00	211,119.64	630,000.00	0.00	0.00	841,119.64	0.00	840,153.57	0.00	0.00	840,153.57	0.00	801,888.90	0.00	0.00	801,888.90	0.00	966.07	0.00	38,264.67	
Traveling Expenses - Local	5020101000	0.00	0.00	0.00	0.00	0.00	0.00	0.00	0.00	0.00	0.00	0.00	0.00	0.00	0.00	0.00	0.00	0.00	0.00	0.00	0.00	0.00	0.00	0.00	0.00
Traveling Expenses - Foreign	5020102000	0.00	0.00	0.00	0.00	211,119.64	630,000.00	0.00	0.00	841,119.64	0.00	840,153.57	0.00	0.00	840,153.57	0.00	801,888.90	0.00	0.00	801,888.90	0.00	966.07	0.00	38,264.67	
<b>Training and Scholarship Expenses</b>		0.00	0.00	0.00	0.00	639,868.46	859,307.41	0.00	0.00	1,499,175.87	514,972.70	845,883.60	0.00	0.00	1,360,856.30	31,500.00	728,306.30	0.00	0.00	759,806.30	0.00	138,319.57	0.00	601,050.00	
Training Expenses	5020201000	0.00	0.00	0.00	0.00	639,868.46	859,307.41	0.00	0.00	1,499,175.87	514,972.70	845,883.60	0.00	0.00	1,360,856.30	31,500.00	728,306.30	0.00	0.00	759,806.30	0.00	138,319.57	0.00	601,050.00	
ICT Training Expenses	5020201001	0.00	0.00	0.00	0.00	562,259.00	(394,572.84)	0.00	0.00	167,686.16	31,500.00	0.00	0.00	0.00	31,500.00	31,500.00	0.00	0.00	31,500.00	0.00	136,186.16	0.00	0.00	0.00	
Training Expenses	5020201002	0.00	0.00	0.00	0.00	77,609.46	1,253,880.25	0.00	0.00	1,331,489.71	483,472.70	845,883.60	0.00	0.00	1,329,356.30	0.00	728,306.30	0.00	0.00	728,306.30	0.00	2,133.41	0.00	601,050.00	
<b>Supplies and Materials Expenses</b>		0.00	0.00	0.00	0.00	843,695.75	0.00	0.00	0.00	843,695.75	3,095.00	100,080.00	0.00	0.00	103,175.00	0.00	103,175.00	0.00	0.00	103,175.00	0.00	740,520.75	0.00	0.00	
Office Supplies Expenses	5020301000	0.00	0.00	0.00	0.00	595,131.00	0.00	0.00	0.00	595,131.00	3,095.00	(3,095.00)	0.00	0.00	0.00	0.00	0.00	0.00	0.00	0.00	0.00	595,131.00	0.00	0.00	
ICT Office Supplies	5020301001	0.00	0.00	0.00	0.00	595,131.00	0.00	0.00	0.00	595,131.00	3,095.00	(3,095.00)	0.00	0.00	0.00	0.00	0.00	0.00	0.00	0.00	0.00	595,131.00	0.00	0.00	
Accountable Forms Expenses	5020302000	0.00	0.00	0.00	0.00	900.00	0.00	0.00	0.00	900.00	0.00	0.00	0.00	0.00	0.00	0.00	0.00	0.00	0.00	0.00	0.00	900.00	0.00	0.00	
Medical, Dental and Laboratory Supplies Expenses	5020308000	0.00	0.00	0.00	0.00	96,674.25	0.00	0.00	0.00	96,674.25	0.00	0.00	0.00	0.00	0.00	0.00	0.00	0.00	0.00	0.00	0.00	96,674.25	0.00	0.00	
Other Supplies and Materials Expenses	5020399000	0.00	0.00	0.00	0.00	150,990.50	0.00	0.00	0.00	150,990.50	0.00	103,175.00	0.00	0.00	103,175.00	0.00	103,175.00	0.00	0.00	103,175.00	0.00	47,815.50	0.00	0.00	
<b>Utility Expenses</b>		0.00	0.00	0.00	0.00	7,340.78	0.00	0.00	0.00	7,340.78	0.00	0.00	0.00	0.00	0.00	0.00	0.00	0.00	0.00	0.00	0.00	7,340.78	0.00	0.00	
Water Expenses	5020401000	0.00	0.00	0.00	0.00	7,340.78	0.00	0.00	0.00	7,340.78	0.00	0.00	0.00	0.00	0.00	0.00	0.00	0.00	0.00	0.00	0.00	7,340.78	0.00	0.00	
Electricity Expenses	5020402000	0.00	0.00	0.00	0.00	0.00	0.00	0.00	0.00	0.00	0.00	0.00	0.00	0.00	0.00	0.00	0.00	0.00	0.00	0.00	0.00	0.00	0.00	0.00	
<b>Communication Expenses</b>		0.00	0.00	0.00	0.00	206,447.23	17,250.00	0.00	0.00	223,697.23	7,794.00	17,250.00	0.00	0.00	25,044.00	0.00	25,044.00	0.00	0.00	25,044.00	0.00	198,653.23	0.00	0.00	
Postage and Courier Services	5020501000	0.00	0.00	0.00	0.00	116,682.00	0.00	0.00	0.00	116,682.00	4,044.00	0.00	0.00	4,044.00	0.00	4,044.00	0.00	0.00	4,044.00	0.00	112,638.00	0.00	0.00		
Telephone Expenses	5020502000	0.00	0.00	0.00	0.00	88,371.83	17,250.00	0.00	0.00	105,621.83	3,750.00	17,250.00	0.00	0.00	21,000.00	0.00	21,000.00	0.00	0.00	21,000.00	0.00	84,621.83	0.00	0.00	
Mobile	5020502001	0.00	0.00	0.00	0.00	8,371.83	17,250.00	0.00	0.00	25,621.83	3,750.00	17,250.00	0.00	0.00	21,000.00	0.00	21,000.00	0.00	0.00	21,000.00	0.00	4,621.83	0.00	0.00	
Landline	5020502002	0.00	0.00	0.00	0.00	80,000.00	0.00	0.00	0.00	80,000.00	0.00	0.00	0.00	0.00	0.00	0.00	0.00	0.00	0.00	0.00	0.00	80,000.00	0.00	0.00	
Internet Subscription Expenses	5020503000	0.00	0.00	0.00	0.00	1,393.40	0.00	0.00	0.00	1,393.40	0.00	0.00	0.00	0.00	0.00	0.00	0.00	0.00	0.00	0.00	0.00	1,393.40	0.00	0.00	
<b>Survey, Research, Exploration and</b>		0.00	0.00	0.00	0.00	3,634,377.40	(408,880.25)	0.00	0.00	3,225,497.15	0.00	0.00	0.00	0.00	0.00	0.00	0.00	0.00	0.00	0.00	0.00	3,225,497.15	0.00	0.00	
Research, Exploration and Development Expenses	5020702000	0.00	0.00	0.00	0.00	3,634,377.40	(408,880.25)	0.00	0.00	3,225,497.15	0.00	0.00	0.00	0.00	0.00	0.00	0.00	0.00	0.00	0.00	0.00	3,225,497.15	0.00	0.00	
Research, Exploration and Development	5020702002	0.00	0.00	0.00	0.00	3,634,377.40	(408,880.25)	0.00	0.00	3,225,497.15	0.00	0.00	0.00	0.00	0.00	0.00	0.00	0.00	0.00	0.00	0.00	3,225,497.15	0.00	0.00	
<b>Confidential, Intelligence and Extraordinary</b>		0.00	0.00	0.00	0.00	178,937.00	(178,937.00)	0.00	0.00	0.00	0.00	0.00	0.00	0.00	0.00	0.00	0.00	0.00	0.00	0.00	0.00	0.00	0.00	0.00	
Extraordinary and Miscellaneous Expenses	5021003000	0.00	0.00	0.00	0.00	178,937.00	(178,937.00)	0.00	0.00	0.00	0.00	0.00	0.00	0.00	0.00	0.00	0.00	0.00	0.00	0.00	0.00	0.00	0.00	0.00	
<b>Professional Services</b>		0.00	0.00	0.00	0.00	13,581,527.21	(1,715,000.00)	0.00	0.00	11,866,527.21	3,087,478.74	538,390.82	0.00	0.00	3,625,869.56	1,693,440.02	1,247,191.67	0.00	0.00	2,940,631.69	0.00	8,240,657.65	0.00	685,237.87	
Legal Services	5021101000	0.00	0.00	0.00	0.00	127,000.00	0.00	0.00	0.00	127,000.00	0.00	0.00	0.00	0.00	0.00	0.00	0.00	0.00	0.00	0.00	0.00	127,000.00	0.00	0.00	
Consultancy Services	5021103000	0.00	0.00	0.00	0.00	4,084,210.00	(389,000.00)	0.00	0.00	3,695,210.00	0.00	0.00	0.00	0.00	0.00	0.00	0.00	0.00	0.00	0.00	0.00	3,695,210.00	0.00	0.00	
ICT Consultancy Services	5021103001	0.00	0.00	0.00	0.00	428,710.00	(362,000.00)	0.00	0.00	66,710.00	0.00	0.00	0.00	0.00	0.00	0.00	0.00	0.00	0.00	0.00	0.00	66,710.00	0.00	0.00	
Consultancy Services	5021103002	0.00	0.00	0.00	0.00	3,655,500.00	(27,000.00)	0.00	0.00	3,628,500.00	0.00	0.00	0.00	0.00	0.00	0.00	0.00	0.00	0.00	0.00	0.00	3,628,500.00	0.00	0.00	
Other Professional Services	5021199000	0.00	0.00	0.00	0.00	9,370,317.21	(1,326,000.00)	0.00	0.00	8,044,317.21	3,087,478.74	538,390.82	0.00												

Department : Other Executive Offices (OEOs)  
 Agency/Entity : Philippine Competition Commission  
 Operating Unit : < not applicable >  
 Organization Code (UACS) : 26 038 0000000  
 Fund Cluster : 01 - Regular Agency Fund

	Current Year Appropriations
	Supplemental Appropriations
X	Continuing Appropriations

(e.g. UACS Fund Cluster: 01-Regular Agency Fund, 02-Foreign Assisted Projects Fund, 03-Special Account-Locally Funded/Domestic Grants Fund, and 04-Special Account-Foreign Assisted/Foreign Grants Fund)

Particulars	UACS CODE	Appropriations				Allotments						Obligations					Disbursements					Balances			
		Authorized Appropriations	Adjustments (Transfer To/From, Modifications/Augmentations)	Adjusted Appropriations	Allotments		Adjustments (Reductions, Modifications/Augmentations)	Transfer To	Transfer From	Adjusted Allotments	1st Quarter Ending March 31	2nd Quarter Ending June 30	3rd Quarter Ending September 30	4th Quarter Ending December 31	Total	1st Quarter Ending March 31	2nd Quarter Ending June 30	3rd Quarter Ending September 30	4th Quarter Ending December 31	Total	Unused Funds		Unpaid Obligations (16-21)=(24+25)		
					SARO	Unobligated															Unreleased Appropriations	Unobligated Allotments	Due and Demandable	Not Yet Due and Demandable	
Taxes, Duties and Licenses	5021501000	0.00	0.00	0.00	0.00	50,979.82	(43,264.39)	0.00	0.00	7,715.43	60.00	0.00	0.00	0.00	60.00	0.00	0.00	0.00	0.00	60.00	0.00	0.00	7,655.43	0.00	0.00
Taxes, Duties and Licenses	5021501001	0.00	0.00	0.00	0.00	50,979.82	(43,264.39)	0.00	0.00	7,715.43	60.00	0.00	0.00	0.00	60.00	0.00	0.00	0.00	0.00	60.00	0.00	0.00	7,655.43	0.00	0.00
Fidelity Bond Premiums	5021502000	0.00	0.00	0.00	0.00	458.00	0.00	0.00	0.00	458.00	0.00	0.00	0.00	0.00	0.00	0.00	0.00	0.00	0.00	0.00	0.00	0.00	458.00	0.00	0.00
Insurance Expenses	5021503000	0.00	0.00	0.00	0.00	98,925.80	(98,925.80)	0.00	0.00	0.00	0.00	0.00	0.00	0.00	0.00	0.00	0.00	0.00	0.00	0.00	0.00	0.00	0.00	0.00	0.00
<b>Other Maintenance and Operating Expenses</b>		<b>0.00</b>	<b>0.00</b>	<b>0.00</b>	<b>0.00</b>	<b>5,116,432.52</b>	<b>985,900.44</b>	<b>0.00</b>	<b>0.00</b>	<b>6,102,332.96</b>	<b>1,528,574.92</b>	<b>400,801.56</b>	<b>0.00</b>	<b>0.00</b>	<b>1,929,376.48</b>	<b>1,400,171.11</b>	<b>316,935.36</b>	<b>0.00</b>	<b>0.00</b>	<b>1,717,106.47</b>	<b>0.00</b>	<b>0.00</b>	<b>4,172,956.48</b>	<b>0.00</b>	<b>212,270.01</b>
Advertising Expenses	5029901000	0.00	0.00	0.00	0.00	934,688.32	0.00	0.00	0.00	934,688.32	300.00	0.00	0.00	0.00	300.00	0.00	0.00	0.00	0.00	0.00	0.00	0.00	934,388.32	0.00	300.00
Printing and Publication Expenses	5029902000	0.00	0.00	0.00	0.00	263,081.00	(50,074.20)	0.00	0.00	213,006.80	0.00	0.00	0.00	0.00	0.00	0.00	0.00	0.00	0.00	0.00	0.00	0.00	213,006.80	0.00	0.00
Representation Expenses	5029903000	0.00	0.00	0.00	0.00	1,508,591.41	(17,250.00)	0.00	0.00	1,491,341.41	385,050.28	400,801.56	0.00	0.00	785,851.84	256,946.47	316,935.36	0.00	0.00	573,881.83	0.00	0.00	705,489.57	0.00	211,970.01
Rent/Lease Expenses	5029905000	0.00	0.00	0.00	0.00	347,106.04	0.00	0.00	0.00	347,106.04	0.00	0.00	0.00	0.00	0.00	0.00	0.00	0.00	0.00	0.00	0.00	0.00	347,106.04	0.00	0.00
Rents - Building and Structures	5029905001	0.00	0.00	0.00	0.00	34,236.94	0.00	0.00	0.00	34,236.94	0.00	0.00	0.00	0.00	0.00	0.00	0.00	0.00	0.00	0.00	0.00	0.00	34,236.94	0.00	0.00
Rents - Motor Vehicles	5029905003	0.00	0.00	0.00	0.00	829.10	0.00	0.00	0.00	829.10	0.00	0.00	0.00	0.00	0.00	0.00	0.00	0.00	0.00	0.00	0.00	0.00	829.10	0.00	0.00
Rents - ICT Machinery and Equipment	5029905008	0.00	0.00	0.00	0.00	312,040.00	0.00	0.00	0.00	312,040.00	0.00	0.00	0.00	0.00	0.00	0.00	0.00	0.00	0.00	0.00	0.00	0.00	312,040.00	0.00	0.00
Membership Dues and Contributions to	5029906000	0.00	0.00	0.00	0.00	90,000.00	(90,000.00)	0.00	0.00	0.00	0.00	0.00	0.00	0.00	0.00	0.00	0.00	0.00	0.00	0.00	0.00	0.00	0.00	0.00	0.00
Subscription Expenses	5029907000	0.00	0.00	0.00	0.00	1,972,965.75	1,143,224.64	0.00	0.00	3,116,190.39	1,143,224.64	0.00	0.00	0.00	1,143,224.64	1,143,224.64	0.00	0.00	0.00	1,143,224.64	0.00	0.00	1,972,965.75	0.00	0.00
ICT Software Subscription	5029907001	0.00	0.00	0.00	0.00	0.00	1,143,224.64	0.00	0.00	1,143,224.64	1,143,224.64	0.00	0.00	0.00	1,143,224.64	1,143,224.64	0.00	0.00	0.00	1,143,224.64	0.00	0.00	0.00	0.00	0.00
Library and Other Reading Materials Subscription	5029907004	0.00	0.00	0.00	0.00	1,868,790.95	0.00	0.00	0.00	1,868,790.95	0.00	0.00	0.00	0.00	0.00	0.00	0.00	0.00	0.00	0.00	0.00	0.00	1,868,790.95	0.00	0.00
Other Subscription Expenses	5029907099	0.00	0.00	0.00	0.00	104,174.80	0.00	0.00	0.00	104,174.80	0.00	0.00	0.00	0.00	0.00	0.00	0.00	0.00	0.00	0.00	0.00	0.00	104,174.80	0.00	0.00
<b>Capital Outlays</b>		<b>0.00</b>	<b>0.00</b>	<b>0.00</b>	<b>0.00</b>	<b>8,000.00</b>	<b>0.00</b>	<b>0.00</b>	<b>0.00</b>	<b>8,000.00</b>	<b>0.00</b>	<b>0.00</b>	<b>0.00</b>	<b>0.00</b>	<b>0.00</b>	<b>0.00</b>	<b>0.00</b>	<b>0.00</b>	<b>0.00</b>	<b>0.00</b>	<b>0.00</b>	<b>0.00</b>	<b>8,000.00</b>	<b>0.00</b>	<b>0.00</b>
<b>Property, Plant and Equipment Outlay</b>		<b>0.00</b>	<b>0.00</b>	<b>0.00</b>	<b>0.00</b>	<b>8,000.00</b>	<b>0.00</b>	<b>0.00</b>	<b>0.00</b>	<b>8,000.00</b>	<b>0.00</b>	<b>0.00</b>	<b>0.00</b>	<b>0.00</b>	<b>0.00</b>	<b>0.00</b>	<b>0.00</b>	<b>0.00</b>	<b>0.00</b>	<b>0.00</b>	<b>0.00</b>	<b>0.00</b>	<b>8,000.00</b>	<b>0.00</b>	<b>0.00</b>
Machinery and Equipment Outlay	5060405000	0.00	0.00	0.00	0.00	8,000.00	0.00	0.00	0.00	8,000.00	0.00	0.00	0.00	0.00	0.00	0.00	0.00	0.00	0.00	0.00	0.00	0.00	8,000.00	0.00	0.00
Other Machinery and Equipment	5060405099	0.00	0.00	0.00	0.00	8,000.00	0.00	0.00	0.00	8,000.00	0.00	0.00	0.00	0.00	0.00	0.00	0.00	0.00	0.00	0.00	0.00	0.00	8,000.00	0.00	0.00
<b>GRAND TOTAL</b>		<b>0.00</b>	<b>0.00</b>	<b>0.00</b>	<b>0.00</b>	<b>24,959,632.93</b>	<b>0.00</b>	<b>0.00</b>	<b>0.00</b>	<b>24,959,632.93</b>	<b>5,366,806.58</b>	<b>2,779,192.14</b>	<b>0.00</b>	<b>0.00</b>	<b>8,145,998.72</b>	<b>3,316,144.19</b>	<b>3,293,031.98</b>	<b>0.00</b>	<b>0.00</b>	<b>6,609,176.17</b>	<b>0.00</b>	<b>0.00</b>	<b>16,813,634.21</b>	<b>0.00</b>	<b>1,536,822.55</b>

Certified Correct:  
  
 BERNARD L. TINOMAS  
 Chief Administrative Officer, Budget Division  
 Date: July 26, 2024 03:07 PM

Certified Correct:  
  
 JONATHAN P. MONTENEGRO  
 Chief Accountant, Accounting Division  
 Date: July 26, 2024 03:07 PM

Recommending Approval By:  
 \_\_\_\_\_  
 \_\_\_\_\_  
 Date: July 26, 2024 03:07 PM

Approved By:  
  
 ATTY. JOSEPH MELVIN B. BASAS  
 Director IV, FPMS  
 Date: July 26, 2024 05:51 PM