

STATEMENT OF APPROPRIATIONS, ALLOTMENTS, OBLIGATIONS, DISBURSEMENTS AND BALANCES

As at the Quarter Ending June 30, 2024

Department : Other Executive Offices (OEOs)
 Agency/Entity : Philippine Competition Commission
 Operating Unit : < not applicable >
 Organization Code (UACS) : 26 038 0000000
 Fund Cluster : 01 - Regular Agency Fund

X	Current Year Appropriations
	Supplemental Appropriations
	Continuing Appropriations


(e.g. UACS Fund Cluster: 01-Regular Agency Fund, 02-Foreign Assisted Projects Fund, 03-Special Account-Locally Funded/Domestic Grants Fund, and 04-Special Account-Foreign Assisted/Foreign Grants Fund)


Particulars	UACS CODE	Appropriations			Allotments			Current Year Obligations					Current Year Disbursements					Balances					
		Authorized Appropriations	Adjustments (Transfer To/From, Modifications/ Augmentations)	Adjusted Appropriations	Allotments Received	Adjustments (Reductions, Modifications/ Augmentations)	Transfer To	Transfer From	Adjusted Allotments	1st Quarter Ending March 31	2nd Quarter Ending June 30	3rd Quarter Ending September 30	4th Quarter Ending December 31	Total	1st Quarter Ending March 31	2nd Quarter Ending June 30	3rd Quarter Ending September 30	4th Quarter Ending December 31	Total	Unreleased Appropriations	Unobligated Allotments	Unpaid Obligations (15-20)=(23+24)	
																						Due and Demandable	Not Yet Due and Demandable
1	2	3	4	5=(3+4)	6	7	8	9	10=[(6+(-)7)-8+9]	11	12	13	14	15=(11+12+13+14)	16	17	18	19	20=(16+17+18+19)	21	22	23	24
I. Agency Specific Budget		518,076,000.00	0.00	518,076,000.00	518,076,000.00	0.00	0.00	0.00	518,076,000.00	176,698,900.20	87,157,631.31	0.00	0.00	263,856,531.51	92,616,900.14	87,151,300.66	0.00	0.00	179,768,200.80	0.00	254,219,468.49	0.00	84,088,330.71
General Administration and Support	1000000000000000	273,280,000.00	0.00	273,280,000.00	273,280,000.00	0.00	0.00	0.00	273,280,000.00	131,781,669.43	45,992,678.98	0.00	0.00	177,774,348.41	65,771,018.33	46,233,427.09	0.00	0.00	112,004,445.42	0.00	95,505,651.59	0.00	65,769,902.99
General Management and Supervision	100000100001000	273,280,000.00	0.00	273,280,000.00	273,280,000.00	0.00	0.00	0.00	273,280,000.00	131,781,669.43	45,992,678.98	0.00	0.00	177,774,348.41	65,771,018.33	46,233,427.09	0.00	0.00	112,004,445.42	0.00	95,505,651.59	0.00	65,769,902.99
PS		113,019,000.00	0.00	113,019,000.00	113,019,000.00	0.00	0.00	0.00	113,019,000.00	23,472,318.97	32,056,892.46	0.00	0.00	55,529,211.43	22,070,351.39	31,838,330.36	0.00	0.00	53,908,681.75	0.00	57,489,788.57	0.00	1,620,529.68
MOOE		155,761,000.00	0.00	155,761,000.00	155,761,000.00	0.00	0.00	0.00	155,761,000.00	108,309,350.46	9,900,286.52	0.00	0.00	118,209,636.98	43,700,666.94	14,271,596.73	0.00	0.00	57,972,263.67	0.00	37,551,363.02	0.00	60,237,373.31
CO		4,500,000.00	0.00	4,500,000.00	4,500,000.00	0.00	0.00	0.00	4,500,000.00	0.00	4,035,500.00	0.00	0.00	4,035,500.00	0.00	123,500.00	0.00	0.00	123,500.00	0.00	464,500.00	0.00	3,912,000.00
Sub-Total, General Administration and Support		273,280,000.00	0.00	273,280,000.00	273,280,000.00	0.00	0.00	0.00	273,280,000.00	131,781,669.43	45,992,678.98	0.00	0.00	177,774,348.41	65,771,018.33	46,233,427.09	0.00	0.00	112,004,445.42	0.00	95,505,651.59	0.00	65,769,902.99
PS		113,019,000.00	0.00	113,019,000.00	113,019,000.00	0.00	0.00	0.00	113,019,000.00	23,472,318.97	32,056,892.46	0.00	0.00	55,529,211.43	22,070,351.39	31,838,330.36	0.00	0.00	53,908,681.75	0.00	57,489,788.57	0.00	1,620,529.68
MOOE		155,761,000.00	0.00	155,761,000.00	155,761,000.00	0.00	0.00	0.00	155,761,000.00	108,309,350.46	9,900,286.52	0.00	0.00	118,209,636.98	43,700,666.94	14,271,596.73	0.00	0.00	57,972,263.67	0.00	37,551,363.02	0.00	60,237,373.31
FinEx (if Applicable)		0.00	0.00	0.00	0.00	0.00	0.00	0.00	0.00	0.00	0.00	0.00	0.00	0.00	0.00	0.00	0.00	0.00	0.00	0.00	0.00	0.00	0.00
CO		4,500,000.00	0.00	4,500,000.00	4,500,000.00	0.00	0.00	0.00	4,500,000.00	0.00	4,035,500.00	0.00	0.00	4,035,500.00	0.00	123,500.00	0.00	0.00	123,500.00	0.00	464,500.00	0.00	3,912,000.00
Operations	3000000000000000	244,796,000.00	0.00	244,796,000.00	244,796,000.00	0.00	0.00	0.00	244,796,000.00	44,917,230.77	41,164,952.33	0.00	0.00	86,082,183.10	26,845,881.81	40,917,873.57	0.00	0.00	67,763,755.38	0.00	158,713,816.90	0.00	18,318,427.72
OO : Philippine Competition Act, which prohibits anti-competitive agreements, abuse of dominant position, and anti-competitive mergers and acquisitions enforced		244,796,000.00	0.00	244,796,000.00	244,796,000.00	0.00	0.00	0.00	244,796,000.00	44,917,230.77	41,164,952.33	0.00	0.00	86,082,183.10	26,845,881.81	40,917,873.57	0.00	0.00	67,763,755.38	0.00	158,713,816.90	0.00	18,318,427.72
COMPETITION POLICY ENFORCEMENT PROGRAM		244,796,000.00	0.00	244,796,000.00	244,796,000.00	0.00	0.00	0.00	244,796,000.00	44,917,230.77	41,164,952.33	0.00	0.00	86,082,183.10	26,845,881.81	40,917,873.57	0.00	0.00	67,763,755.38	0.00	158,713,816.90	0.00	18,318,427.72
Enforcement of Rules and Regulations, Review of Mergers and Acquisition, and Policy Research and Advocacy/Capacity Building Program	310100100001000	244,796,000.00	0.00	244,796,000.00	244,796,000.00	0.00	0.00	0.00	244,796,000.00	44,917,230.77	41,164,952.33	0.00	0.00	86,082,183.10	26,845,881.81	40,917,873.57	0.00	0.00	67,763,755.38	0.00	158,713,816.90	0.00	18,318,427.72
PS		129,744,000.00	0.00	129,744,000.00	129,744,000.00	0.00	0.00	0.00	129,744,000.00	21,684,280.84	28,579,776.37	0.00	0.00	50,264,057.21	20,166,904.82	28,518,868.00	0.00	0.00	48,685,772.82	0.00	79,479,942.79	0.00	1,578,284.39
MOOE		115,052,000.00	0.00	115,052,000.00	115,052,000.00	0.00	0.00	0.00	115,052,000.00	23,232,949.93	12,585,175.96	0.00	0.00	35,818,125.89	6,678,976.99	12,399,005.57	0.00	0.00	19,077,982.56	0.00	79,233,874.11	0.00	16,740,143.33
Sub-Total, Operations		244,796,000.00	0.00	244,796,000.00	244,796,000.00	0.00	0.00	0.00	244,796,000.00	44,917,230.77	41,164,952.33	0.00	0.00	86,082,183.10	26,845,881.81	40,917,873.57	0.00	0.00	67,763,755.38	0.00	158,713,816.90	0.00	18,318,427.72
PS		129,744,000.00	0.00	129,744,000.00	129,744,000.00	0.00	0.00	0.00	129,744,000.00	21,684,280.84	28,579,776.37	0.00	0.00	50,264,057.21	20,166,904.82	28,518,868.00	0.00	0.00	48,685,772.82	0.00	79,479,942.79	0.00	1,578,284.39
MOOE		115,052,000.00	0.00	115,052,000.00	115,052,000.00	0.00	0.00	0.00	115,052,000.00	23,232,949.93	12,585,175.96	0.00	0.00	35,818,125.89	6,678,976.99	12,399,005.57	0.00	0.00	19,077,982.56	0.00	79,233,874.11	0.00	16,740,143.33
FinEx (if Applicable)		0.00	0.00	0.00	0.00	0.00	0.00	0.00	0.00	0.00	0.00	0.00	0.00	0.00	0.00	0.00	0.00	0.00	0.00	0.00	0.00	0.00	0.00
CO		0.00	0.00	0.00	0.00	0.00	0.00	0.00	0.00	0.00	0.00	0.00	0.00	0.00	0.00	0.00	0.00	0.00	0.00	0.00	0.00	0.00	0.00

Department : Other Executive Offices (OEOs)
 Agency/Entity : Philippine Competition Commission
 Operating Unit : < not applicable >
 Organization Code (UACS) : 26 038 0000000
 Fund Cluster : 01 - Regular Agency Fund
 (e.g. UACS Fund Cluster: 01-Regular Agency Fund, 02-Foreign Assisted Projects Fund, 03-Special Account-Locally Funded/Domestic Grants Fund, and 04-Special Account-Foreign Assisted/Foreign Grants Fund)

X	Current Year Appropriations
	Supplemental Appropriations
	Continuing Appropriations


Particulars	UACS CODE	Appropriations			Allotments			Current Year Obligations					Current Year Disbursements					Balances					
		Authorized Appropriations	Adjustments (Transfer To/From, Modifications/ Augmentations)	Adjusted Appropriations	Allotments Received	Adjustments (Reductions, Modifications/ Augmentations)	Transfer To	Transfer From	Adjusted Allotments	1st Quarter Ending March 31	2nd Quarter Ending June 30	3rd Quarter Ending September 30	4th Quarter Ending December 31	Total	1st Quarter Ending March 31	2nd Quarter Ending June 30	3rd Quarter Ending September 30	4th Quarter Ending December 31	Total	Unreleased Appropriations	Unobligated Allotments	Unpaid Obligations (15-20)=(23+24)	
1	2	3	4	5=(3+4)	6	7	8	9	10=[(6+(-7))-8+9]	11	12	13	14	15=(11+12+13+14)	16	17	18	19	20=(16+17+18+19)	21	22	23	24
Sub-Total, I. Agency Specific Budget		518,076,000.00	0.00	518,076,000.00	518,076,000.00	0.00	0.00	0.00	518,076,000.00	176,698,900.20	87,157,631.31	0.00	0.00	263,856,531.51	92,616,900.14	87,151,300.66	0.00	0.00	179,768,200.80	0.00	254,219,468.49	0.00	84,088,330.71
PS		242,763,000.00	0.00	242,763,000.00	242,763,000.00	0.00	0.00	0.00	242,763,000.00	45,156,599.81	60,636,668.83	0.00	0.00	105,793,268.64	42,237,256.21	60,357,198.36	0.00	0.00	102,594,454.57	0.00	136,969,731.36	0.00	3,198,814.07
MOOE		270,813,000.00	0.00	270,813,000.00	270,813,000.00	0.00	0.00	0.00	270,813,000.00	131,542,300.39	22,485,462.48	0.00	0.00	154,027,762.87	50,379,643.93	26,670,602.30	0.00	0.00	77,050,246.23	0.00	116,785,237.13	0.00	76,977,516.64
FinEx (if Applicable)		0.00	0.00	0.00	0.00	0.00	0.00	0.00	0.00	0.00	0.00	0.00	0.00	0.00	0.00	0.00	0.00	0.00	0.00	0.00	0.00	0.00	0.00
CO		4,500,000.00	0.00	4,500,000.00	4,500,000.00	0.00	0.00	0.00	4,500,000.00	0.00	4,035,500.00	0.00	0.00	4,035,500.00	0.00	123,500.00	0.00	0.00	123,500.00	0.00	464,500.00	0.00	3,912,000.00
II. Automatic Appropriations		22,766,000.00	0.00	22,766,000.00	22,766,000.00	0.00	0.00	0.00	22,766,000.00	5,003,885.55	4,977,443.81	0.00	0.00	9,981,329.36	3,318,019.84	4,935,443.86	0.00	0.00	8,253,463.70	0.00	12,784,670.64	0.00	1,727,865.66
Specific Budgets of National Government Agencies		22,766,000.00	0.00	22,766,000.00	22,766,000.00	0.00	0.00	0.00	22,766,000.00	5,003,885.55	4,977,443.81	0.00	0.00	9,981,329.36	3,318,019.84	4,935,443.86	0.00	0.00	8,253,463.70	0.00	12,784,670.64	0.00	1,727,865.66
Retirement and Life Insurance Premiums		22,766,000.00	0.00	22,766,000.00	22,766,000.00	0.00	0.00	0.00	22,766,000.00	5,003,885.55	4,977,443.81	0.00	0.00	9,981,329.36	3,318,019.84	4,935,443.86	0.00	0.00	8,253,463.70	0.00	12,784,670.64	0.00	1,727,865.66
PS		22,766,000.00	0.00	22,766,000.00	22,766,000.00	0.00	0.00	0.00	22,766,000.00	5,003,885.55	4,977,443.81	0.00	0.00	9,981,329.36	3,318,019.84	4,935,443.86	0.00	0.00	8,253,463.70	0.00	12,784,670.64	0.00	1,727,865.66
Sub-total II. Automatic Appropriations		22,766,000.00	0.00	22,766,000.00	22,766,000.00	0.00	0.00	0.00	22,766,000.00	5,003,885.55	4,977,443.81	0.00	0.00	9,981,329.36	3,318,019.84	4,935,443.86	0.00	0.00	8,253,463.70	0.00	12,784,670.64	0.00	1,727,865.66
PS		22,766,000.00	0.00	22,766,000.00	22,766,000.00	0.00	0.00	0.00	22,766,000.00	5,003,885.55	4,977,443.81	0.00	0.00	9,981,329.36	3,318,019.84	4,935,443.86	0.00	0.00	8,253,463.70	0.00	12,784,670.64	0.00	1,727,865.66
MOOE		0.00	0.00	0.00	0.00	0.00	0.00	0.00	0.00	0.00	0.00	0.00	0.00	0.00	0.00	0.00	0.00	0.00	0.00	0.00	0.00	0.00	0.00
FinEx		0.00	0.00	0.00	0.00	0.00	0.00	0.00	0.00	0.00	0.00	0.00	0.00	0.00	0.00	0.00	0.00	0.00	0.00	0.00	0.00	0.00	0.00
CO		0.00	0.00	0.00	0.00	0.00	0.00	0.00	0.00	0.00	0.00	0.00	0.00	0.00	0.00	0.00	0.00	0.00	0.00	0.00	0.00	0.00	0.00
IV. Reversion of the Unobligated Allotments charged against R.A. Nos. 11465 and 11494		0.00	0.00	0.00	0.00	0.00	0.00	0.00	0.00	0.00	0.00	0.00	0.00	0.00	0.00	0.00	0.00	0.00	0.00	0.00	0.00	0.00	0.00
GRAND TOTAL		540,842,000.00	0.00	540,842,000.00	540,842,000.00	0.00	0.00	0.00	540,842,000.00	181,702,785.75	92,135,075.12	0.00	0.00	273,837,860.87	95,934,919.98	92,086,744.52	0.00	0.00	188,021,664.50	0.00	267,004,139.13	0.00	85,816,196.37
PS		265,529,000.00	0.00	265,529,000.00	265,529,000.00	0.00	0.00	0.00	265,529,000.00	50,160,485.36	65,614,112.64	0.00	0.00	115,774,598.00	45,555,276.05	65,292,642.22	0.00	0.00	110,847,918.27	0.00	149,754,402.00	0.00	4,926,679.73
MOOE		270,813,000.00	0.00	270,813,000.00	270,813,000.00	0.00	0.00	0.00	270,813,000.00	131,542,300.39	22,485,462.48	0.00	0.00	154,027,762.87	50,379,643.93	26,670,602.30	0.00	0.00	77,050,246.23	0.00	116,785,237.13	0.00	76,977,516.64
CO		4,500,000.00	0.00	4,500,000.00	4,500,000.00	0.00	0.00	0.00	4,500,000.00	0.00	4,035,500.00	0.00	0.00	4,035,500.00	0.00	123,500.00	0.00	0.00	123,500.00	0.00	464,500.00	0.00	3,912,000.00
Recapitulation by OO:																							
I. Agency Specific Budget		244,796,000.00	0.00	244,796,000.00	244,796,000.00	0.00	0.00	0.00	244,796,000.00	44,917,230.77	41,164,952.33	0.00	0.00	86,082,183.10	26,845,881.81	40,917,873.57	0.00	0.00	67,763,755.38	0.00	158,713,816.90	0.00	18,318,427.72
COMPETITION POLICY ENFORCEMENT PROGRAM		244,796,000.00	0.00	244,796,000.00	244,796,000.00	0.00	0.00	0.00	244,796,000.00	44,917,230.77	41,164,952.33	0.00	0.00	86,082,183.10	26,845,881.81	40,917,873.57	0.00	0.00	67,763,755.38	0.00	158,713,816.90	0.00	18,318,427.72

Certified Correct:

 BERNARD L. TINOMAS
 Chief Administrative Officer, Budget Division
 Date: July 26, 2024 05:48 PM

Certified Correct:

 JONATHAN P. MONTENEGRO
 Chief Accountant, Accounting Division
 Date: July 26, 2024 05:48 PM

Recommending Approval By:

 Date: July 26, 2024 05:48 PM


Approved By:

 ATTY. JOSEPH MELVIN B. BASAS
 Director IV, FPMS
 Date: July 26, 2024 06:09 PM


Department : Other Executive Offices (OEOs)
 Agency/Entity : Philippine Competition Commission
 Operating Unit : < not applicable >
 Organization Code (UACS) : 26 038 0000000
 Fund Cluster : 01 - Regular Agency Fund

	Current Year Appropriations
	Supplemental Appropriations
X	Continuing Appropriations

(e.g. UACS Fund Cluster: 01-Regular Agency Fund, 02-Foreign Assisted Projects Fund, 03-Special Account-Locally Funded/Domestic Grants Fund, and 04-Special Account-Foreign Assisted/Foreign Grants Fund)


Particulars	UACS CODE	Appropriations			Allotments						Current Year Obligations					Current Year Disbursements					Balances			
		Authorized Appropriations	Adjustments (Transfer To/From, Modifications/ Augmentations)	Adjusted Appropriations	Allotments		Adjustments (Reductions, Modifications/ Augmentations)	Transfer To	Transfer From	Adjusted Allotments	1st Quarter Ending March 31	2nd Quarter Ending June 30	3rd Quarter Ending September 30	4th Quarter Ending December 31	Total	1st Quarter Ending March 31	2nd Quarter Ending June 30	3rd Quarter Ending September 30	4th Quarter Ending December 31	Total	Unused Funds		Unpaid Obligations (16-21)=(24+25)	
					SARO	Unobligated															Unreleased Appropriations	Unobligated Allotments	Due and Demandable	Not Yet Due and Demandable
1	2	3	4	5=(3+4)	6	7	8	9	10	11=[(6+7+(-)8)-9+10]	12	13	14	15	16=(12+13+14+15)	17	18	19	20	21=(17+18+19+20)	22=(5-11)	23=(11-16)	24	25
GRAND TOTAL		0.00	0.00	0.00	0.00	24,959,632.93	0.00	0.00	0.00	24,959,632.93	5,366,806.58	2,779,192.14	0.00	0.00	8,145,998.72	3,316,144.19	3,293,031.98	0.00	0.00	6,609,176.17	0.00	16,813,634.21	0.00	1,536,822.55
PS		0.00	0.00	0.00	0.00	0.00	0.00	0.00	0.00	0.00	0.00	0.00	0.00	0.00	0.00	0.00	0.00	0.00	0.00	0.00	0.00	0.00	0.00	0.00
MOOE		0.00	0.00	0.00	0.00	24,951,632.93	0.00	0.00	0.00	24,951,632.93	5,366,806.58	2,779,192.14	0.00	0.00	8,145,998.72	3,316,144.19	3,293,031.98	0.00	0.00	6,609,176.17	0.00	16,805,634.21	0.00	1,536,822.55
FinEx (if Applicable)		0.00	0.00	0.00	0.00	0.00	0.00	0.00	0.00	0.00	0.00	0.00	0.00	0.00	0.00	0.00	0.00	0.00	0.00	0.00	0.00	0.00	0.00	0.00
CO		0.00	0.00	0.00	0.00	8,000.00	0.00	0.00	0.00	8,000.00	0.00	0.00	0.00	0.00	0.00	0.00	0.00	0.00	0.00	0.00	0.00	8,000.00	0.00	0.00
Recapitulation by OO:																								
Unobligated Allotment		0.00	0.00	0.00	0.00	22,035,984.65	0.00	0.00	0.00	22,035,984.65	4,148,641.26	2,505,761.51	0.00	0.00	6,654,402.77	2,108,867.87	3,090,197.35	0.00	0.00	5,199,065.22	0.00	15,381,581.88	0.00	1,455,337.55
I. Agency Specific Budget		0.00	0.00	0.00	0.00	22,035,984.65	0.00	0.00	0.00	22,035,984.65	4,148,641.26	2,505,761.51	0.00	0.00	6,654,402.77	2,108,867.87	3,090,197.35	0.00	0.00	5,199,065.22	0.00	15,381,581.88	0.00	1,455,337.55
COMPETITION POLICY ENFORCEMENT PROGRAM		0.00	0.00	0.00	0.00	22,035,984.65	0.00	0.00	0.00	22,035,984.65	4,148,641.26	2,505,761.51	0.00	0.00	6,654,402.77	2,108,867.87	3,090,197.35	0.00	0.00	5,199,065.22	0.00	15,381,581.88	0.00	1,455,337.55

Certified Correct:

 BERNARD L. TINONAS
 Chief Administrative Officer, Budget Division
 Date: July 26, 2024 05:48 PM

Certified Correct:

 JONATHAN P. MONTENEGRO
 Chief Accountant, Accounting Division
 Date: July 26, 2024 05:48 PM

Recommending Approval By:

 Date: July 26, 2024 05:48 PM

Approved By:

 ATTY. JOSEPH MELVIN B. BASAS
 Director IV, FPMSO
 Date: July 26, 2024 06:09 PM