


QUARTERLY REPORT OF REVENUE AND OTHER RECEIPTS
As at the Quarter Ending June 30, 2024


Department : Other Executive Offices (OEOs)
 Agency/Entity : Philippine Competition Commission
 Operating Unit : < not applicable >
 Organization Code (UACS) : 26 038 0000000
 Fund Cluster : 01 - Regular Agency Fund


Classification/Sources of Revenue and Other Receipts	UACS CODE	REVENUE TARGET (Annual) per BESF	Actual Revenue and Other Receipts Collections					Cumulative Remittance/Deposits to Date			Variance		Remarks
			1st Quarter Ending March 31	2nd Quarter Ending June 30	3rd Quarter Ending September 30	4th Quarter Ending December 31	Total	Remittance to BTr	Deposited with AGDB	Total	Amount	%	
1	2	3	4	5	6	7	8=(4+5+6+7)	9	10	11=(9+10)	12=(8-3)	13=(12/3)	14
Regular Agency Fund		250,000.00	1,871,041.00	7,681,245.81	0.00	0.00	9,552,286.81	9,531,286.81	0.00	9,531,286.81	9,302,286.81	3,721 %	
Revenue Collections		250,000.00	766,667.27	7,193,031.87	0.00	0.00	7,959,699.14	7,959,699.14	0.00	7,959,699.14	7,709,699.14	3,084 %	
Cash Revenue		250,000.00	748,696.80	6,923,002.46	0.00	0.00	7,671,699.26	7,671,699.26	0.00	7,671,699.26	7,421,699.26	2,969 %	
Non-Tax		250,000.00	742,575.00	6,923,002.46	0.00	0.00	7,665,577.46	7,665,577.46	0.00	7,665,577.46	7,415,577.46	2,966 %	
Filing Fees	4020113007	250,000.00	742,575.00	5,115,902.15	0.00	0.00	5,858,477.15	5,858,477.15	0.00	5,858,477.15	5,608,477.15	2,243 %	
Fines and Penalties - Service Income	4020114000	0.00	0.00	1,807,100.31	0.00	0.00	1,807,100.31	1,807,100.31	0.00	1,807,100.31	1,807,100.31	0 %	
Other Service Income	4020199099	0.00	0.00	0.00	0.00	0.00	0.00	0.00	0.00	0.00	0.00	0 %	
Others		0.00	6,121.80	0.00	0.00	0.00	6,121.80	6,121.80	0.00	6,121.80	6,121.80	0 %	
Proceeds from Insurance/Indemnities	4060901000	0.00	6,121.80	0.00	0.00	0.00	6,121.80	6,121.80	0.00	6,121.80	6,121.80	0 %	
Non-Cash Revenue		0.00	17,970.47	270,029.41	0.00	0.00	287,999.88	287,999.88	0.00	287,999.88	287,999.88	0 %	
Collections effected through outright deductions from claims		0.00	17,970.47	270,029.41	0.00	0.00	287,999.88	287,999.88	0.00	287,999.88	287,999.88	0 %	
Miscellaneous Income	4060999000	0.00	17,970.47	270,029.41	0.00	0.00	287,999.88	287,999.88	0.00	287,999.88	287,999.88	0 %	
Non-Revenue Collections/Other Receipts		0.00	1,104,373.73	488,213.94	0.00	0.00	1,592,587.67	1,571,587.67	0.00	1,571,587.67	1,592,587.67	0 %	
Cash Receipts		0.00	1,104,373.73	488,213.94	0.00	0.00	1,592,587.67	1,571,587.67	0.00	1,571,587.67	1,592,587.67	0 %	
Others		0.00	1,104,373.73	488,213.94	0.00	0.00	1,592,587.67	1,571,587.67	0.00	1,571,587.67	1,592,587.67	0 %	
Petty Cash	1010102000	0.00	25,277.69	43,185.30	0.00	0.00	68,462.99	68,462.99	0.00	68,462.99	68,462.99	0 %	
Due from National Government Agencies	1030301000	0.00	801,420.90	0.00	0.00	0.00	801,420.90	801,420.90	0.00	801,420.90	801,420.90	0 %	
Advances for Special Disbursing Officer	1990103000	0.00	25,462.18	156,981.74	0.00	0.00	182,443.92	182,443.92	0.00	182,443.92	182,443.92	0 %	
Advances to Officers and Employees	1990104000	0.00	154,787.96	173,200.00	0.00	0.00	327,987.96	327,987.96	0.00	327,987.96	327,987.96	0 %	
Due to NGAs	2020105000	0.00	7,425.00	51,158.02	0.00	0.00	58,583.02	58,583.02	0.00	58,583.02	58,583.02	0 %	
Trust Liabilities	2040101000	0.00	0.00	21,000.00	0.00	0.00	21,000.00	0.00	0.00	0.00	21,000.00	0 %	
Guaranty/Security Deposits Payable	2040104000	0.00	90,000.00	42,688.88	0.00	0.00	132,688.88	132,688.88	0.00	132,688.88	132,688.88	0 %	
GRAND TOTAL		250,000.00	1,871,041.00	7,681,245.81	0.00	0.00	9,552,286.81	9,531,286.81	0.00	9,531,286.81	9,302,286.81	3,721 %	

Certified Correct:

 MYRTLE GRACE S. CHING
 Accountant III
 Date: July 22, 2024 11:34 AM

Certified Correct:

 Date: July 22, 2024 11:34 AM

Recommendation Approval By:

 REUBEN JONATHAN P. MONTENEGRO
 Chief Accountant
 Date: July 22, 2024 11:35 AM

Approved By:

 ATTY. JOSEPH MELVIN B. BASAS
 Director
 Date: July 22, 2024 11:36 AM