

**MONTHLY REPORT OF DISBURSEMENTS**  
For the month of April 2024


Department :Other Executive Offices (OEOs)  
 Agency/Entity :Philippine Competition Commission  
 Operating Unit :< not applicable >  
 Organization Code (UACS) :26 038 000000  
 Fund Cluster :01 - Regular Agency Fund


Particulars	Current Year Budget					Prior Year's Budget											Trust Liabilities				Grand Total					Remarks		
	PS	MOOE	FinEx	CO	TOTAL	Prior Year's Accounts Payable					Current Year's Accounts Payable					SUB-TOTAL	PS	MOOE	CO	TOTAL	PS	MOOE	FinEx	CO	TOTAL			
						PS	MOOE	FinEx	CO	Sub-Total	PS	MOOE	FinEx	CO	Sub-Total												TOTAL	
1	2	3	4	5	6=(2+3+4+5)	7	8	9	10	11=(7+8+9+10)	12	13	14	15	16=(12+13+14+15)	17=(11+16)	18=(6+17)	19	20	21	22=(19+20+21)	23	24	25	26	27=(23+24+25+26)	28	
CASH DISBURSEMENTS	16,210,897.17	6,955,879.65	0.00	0.00	23,166,776.82	851,356.58	3,072,468.28	0.00	0.00	3,923,824.86	0.00	4,855,053.61	0.00	0.00	4,855,053.61	8,778,878.47	31,945,655.29	0.00	0.00	0.00	0.00	17,062,253.75	14,883,401.54	0.00	0.00	0.00	31,945,655.29	
Notice of Cash Allocation (NCA)	16,210,897.17	6,955,879.65	0.00	0.00	23,166,776.82	851,356.58	3,072,468.28	0.00	0.00	3,923,824.86	0.00	4,855,053.61	0.00	0.00	4,855,053.61	8,778,878.47	31,945,655.29	0.00	0.00	0.00	0.00	17,062,253.75	14,883,401.54	0.00	0.00	0.00	31,945,655.29	
MDS Checks Issued	3,637,765.95	2,813,275.49	0.00	0.00	6,451,041.44	850,156.58	2,956,724.55	0.00	0.00	3,806,881.13	0.00	4,485,555.20	0.00	0.00	4,485,555.20	8,292,436.33	14,743,477.77	0.00	0.00	0.00	0.00	4,487,922.53	10,255,555.24	0.00	0.00	0.00	14,743,477.77	
Advice to Debit Account	12,573,131.22	4,142,604.16	0.00	0.00	16,715,735.38	1,200.00	115,743.73	0.00	0.00	116,943.73	0.00	369,498.41	0.00	0.00	369,498.41	486,442.14	17,202,177.52	0.00	0.00	0.00	0.00	12,574,331.22	4,627,846.30	0.00	0.00	0.00	17,202,177.52	
Notice of Transfer Allocations (NTA)	0.00	0.00	0.00	0.00	0.00	0.00	0.00	0.00	0.00	0.00	0.00	0.00	0.00	0.00	0.00	0.00	0.00	0.00	0.00	0.00	0.00	0.00	0.00	0.00	0.00	0.00	0.00	0.00
MDS Checks Issued	0.00	0.00	0.00	0.00	0.00	0.00	0.00	0.00	0.00	0.00	0.00	0.00	0.00	0.00	0.00	0.00	0.00	0.00	0.00	0.00	0.00	0.00	0.00	0.00	0.00	0.00	0.00	0.00
Advice to Debit Account	0.00	0.00	0.00	0.00	0.00	0.00	0.00	0.00	0.00	0.00	0.00	0.00	0.00	0.00	0.00	0.00	0.00	0.00	0.00	0.00	0.00	0.00	0.00	0.00	0.00	0.00	0.00	0.00
Working Fund for FAPs	0.00	0.00	0.00	0.00	0.00	0.00	0.00	0.00	0.00	0.00	0.00	0.00	0.00	0.00	0.00	0.00	0.00	0.00	0.00	0.00	0.00	0.00	0.00	0.00	0.00	0.00	0.00	0.00
Cash Disbursement Ceiling (CDC)	0.00	0.00	0.00	0.00	0.00	0.00	0.00	0.00	0.00	0.00	0.00	0.00	0.00	0.00	0.00	0.00	0.00	0.00	0.00	0.00	0.00	0.00	0.00	0.00	0.00	0.00	0.00	0.00
<b>TOTAL CASH DISBURSEMENTS</b>	<b>16,210,897.17</b>	<b>6,955,879.65</b>	<b>0.00</b>	<b>0.00</b>	<b>23,166,776.82</b>	<b>851,356.58</b>	<b>3,072,468.28</b>	<b>0.00</b>	<b>0.00</b>	<b>3,923,824.86</b>	<b>0.00</b>	<b>4,855,053.61</b>	<b>0.00</b>	<b>0.00</b>	<b>4,855,053.61</b>	<b>8,778,878.47</b>	<b>31,945,655.29</b>	<b>0.00</b>	<b>0.00</b>	<b>0.00</b>	<b>0.00</b>	<b>17,062,253.75</b>	<b>14,883,401.54</b>	<b>0.00</b>	<b>0.00</b>	<b>0.00</b>	<b>31,945,655.29</b>	
NON-CASH DISBURSEMENTS	1,739,092.84	213,292.27	0.00	0.00	1,952,385.11	1,800.00	239,520.77	0.00	0.00	241,320.77	0.00	1,776.51	0.00	0.00	1,776.51	243,097.28	2,195,482.39	0.00	0.00	0.00	0.00	1,740,892.84	454,589.55	0.00	0.00	0.00	2,195,482.39	
Tax Remittance Advices Issued (TRA)	1,739,092.84	213,292.27	0.00	0.00	1,952,385.11	1,800.00	239,520.77	0.00	0.00	241,320.77	0.00	1,776.51	0.00	0.00	1,776.51	243,097.28	2,195,482.39	0.00	0.00	0.00	0.00	1,740,892.84	454,589.55	0.00	0.00	0.00	2,195,482.39	
Non-Cash Availment Authority (NCAA)	0.00	0.00	0.00	0.00	0.00	0.00	0.00	0.00	0.00	0.00	0.00	0.00	0.00	0.00	0.00	0.00	0.00	0.00	0.00	0.00	0.00	0.00	0.00	0.00	0.00	0.00	0.00	0.00
Disbursements effected through outright deductions from claims (please specify...)	0.00	0.00	0.00	0.00	0.00	0.00	0.00	0.00	0.00	0.00	0.00	0.00	0.00	0.00	0.00	0.00	0.00	0.00	0.00	0.00	0.00	0.00	0.00	0.00	0.00	0.00	0.00	0.00
Overpayment of expenses(e.g. personnel benefits)	0.00	0.00	0.00	0.00	0.00	0.00	0.00	0.00	0.00	0.00	0.00	0.00	0.00	0.00	0.00	0.00	0.00	0.00	0.00	0.00	0.00	0.00	0.00	0.00	0.00	0.00	0.00	0.00
Restitution for loss of government property	0.00	0.00	0.00	0.00	0.00	0.00	0.00	0.00	0.00	0.00	0.00	0.00	0.00	0.00	0.00	0.00	0.00	0.00	0.00	0.00	0.00	0.00	0.00	0.00	0.00	0.00	0.00	0.00
Liquidated damages and similar claims	0.00	0.00	0.00	0.00	0.00	0.00	0.00	0.00	0.00	0.00	0.00	0.00	0.00	0.00	0.00	0.00	0.00	0.00	0.00	0.00	0.00	0.00	0.00	0.00	0.00	0.00	0.00	0.00
Others (TEF, BTR-Documentary Stamp Tax, etc.)	0.00	0.00	0.00	0.00	0.00	0.00	0.00	0.00	0.00	0.00	0.00	0.00	0.00	0.00	0.00	0.00	0.00	0.00	0.00	0.00	0.00	0.00	0.00	0.00	0.00	0.00	0.00	0.00
<b>TOTAL NON-CASH DISBURSEMENTS</b>	<b>1,739,092.84</b>	<b>213,292.27</b>	<b>0.00</b>	<b>0.00</b>	<b>1,952,385.11</b>	<b>1,800.00</b>	<b>239,520.77</b>	<b>0.00</b>	<b>0.00</b>	<b>241,320.77</b>	<b>0.00</b>	<b>1,776.51</b>	<b>0.00</b>	<b>0.00</b>	<b>1,776.51</b>	<b>243,097.28</b>	<b>2,195,482.39</b>	<b>0.00</b>	<b>0.00</b>	<b>0.00</b>	<b>0.00</b>	<b>1,740,892.84</b>	<b>454,589.55</b>	<b>0.00</b>	<b>0.00</b>	<b>0.00</b>	<b>2,195,482.39</b>	
<b>GRAND TOTAL</b>	<b>17,949,990.01</b>	<b>7,169,171.92</b>	<b>0.00</b>	<b>0.00</b>	<b>25,119,161.93</b>	<b>853,156.58</b>	<b>3,311,989.05</b>	<b>0.00</b>	<b>0.00</b>	<b>4,165,145.63</b>	<b>0.00</b>	<b>4,856,830.12</b>	<b>0.00</b>	<b>0.00</b>	<b>4,856,830.12</b>	<b>9,021,975.75</b>	<b>34,141,137.68</b>	<b>0.00</b>	<b>0.00</b>	<b>0.00</b>	<b>0.00</b>	<b>18,803,146.59</b>	<b>15,337,991.09</b>	<b>0.00</b>	<b>0.00</b>	<b>0.00</b>	<b>34,141,137.68</b>	


**SUMMARY**

Particulars (1)	Previous Report (2)	This Month (3)	As at Date (4)
Total Disbursement Authorities Received	126,089,997.36	77,591,132.03	203,681,129.39
NCA	116,448,172.00	75,395,649.64	191,843,821.64
NTA	0.00	0.00	0.00
Working Fund	0.00	0.00	0.00
TRA	9,641,825.36	2,195,482.39	11,837,307.75
CDC	0.00	0.00	0.00
NCAA	0.00	0.00	0.00
Less: Notice of Transfer of Allocations (NTA)* issued	0.00	0.00	0.00
Total Disbursement Authorities Available	126,089,997.36	77,591,132.03	203,681,129.39
Less:	0.00	0.00	0.00
Lapsed NCA	866,350.36	(866,350.36)	0.00
Disbursements	125,223,647.00	34,079,305.53	159,302,952.53
Less: Other Non-Cash Disbursements	0.00	0.00	0.00
Disbursements effected through outright deductions from claims	0.00	0.00	0.00
Overpayment of expenses(e.g. personnel benefits)	0.00	0.00	0.00
Restitution for loss of government property	0.00	0.00	0.00
Liquidated damages and similar claims	0.00	0.00	0.00
Others (e.g. TEF, BTR, Docs Stamp, etc.)	0.00	0.00	0.00
Add/Less: Adjustments (e.g. cancelled/staled checks)	0.00	0.00	0.00
Balance of Disbursement Authorities as at date	0.00	44,378,176.86	44,378,176.86
Total Disbursements Program	232,705,000.00	145,336,000.00	378,041,000.00
Less: *Actual Disbursements	125,223,647.00	34,141,137.68	159,364,784.68
(Over)/Under spending	107,481,353.00	111,194,862.32	218,676,215.32

Notes: \* The use of NTA is discouraged  
 Notes: \*\* Amounts should tally with the grand total disbursemt (column 27).

Certified Correct:  
  
 THERESA A. LEMUE  
 Accountant IV  
 Date: May 7, 2024 11:22 AM

Recommended Approval:  
  
 REUBEN P. MONTENEGRO  
 Chief Accountant  
 Date: May 8, 2024 10:06 AM

Approved By:  
  
 ATTY. JOSEPH MELVIN B. BASAS  
 Director IV, FPMO  
 Date: May 8, 2024 10:06 AM

**MONTHLY REPORT OF DISBURSEMENTS**  
For the month of April 2024

Department :Other Executive Offices (OEOs)  
 Agency/Entity :Philippine Competition Commission  
 Operating Unit :< not applicable >  
 Organization Code (UACS) :26 038 000000  
 Fund Cluster :02 - Foreign Assisted Projects Fund

Particulars	Current Year Budget					Prior Year's Budget											Trust Liabilities				Grand Total					Remarks		
	PS	MOOE	FinEx	CO	TOTAL	Prior Year's Accounts Payable					Current Year's Accounts Payable					SUB-TOTAL	TOTAL	PS	MOOE	CO	TOTAL	PS	MOOE	FinEx	CO		TOTAL	
						PS	MOOE	FinEx	CO	Sub-Total	PS	MOOE	FinEx	CO	Sub-Total													PS
1	2	3	4	5	6=(2+3+4+5)	7	8	9	10	11=(7+8+9+10)	12	13	14	15	16=(12+13+14+15)	17=(11+16)	18=(6+17)	19	20	21	22=(19+20+21)	23	24	25	26	27=(23+24+25+26)	28	
CASH DISBURSEMENTS	0.00	0.00	0.00	0.00	0.00	0.00	854,543.24	0.00	0.00	0.00	0.00	2,224,031.84	0.00	0.00	0.00	2,224,031.84	3,078,575.08	3,078,575.08	0.00	0.00	0.00	0.00	0.00	3,078,575.08	0.00	0.00	3,078,575.08	
Notice of Cash Allocation (NCA)	0.00	0.00	0.00	0.00	0.00	0.00	854,543.24	0.00	0.00	0.00	0.00	2,224,031.84	0.00	0.00	0.00	2,224,031.84	3,078,575.08	3,078,575.08	0.00	0.00	0.00	0.00	0.00	3,078,575.08	0.00	0.00	3,078,575.08	
MDS Checks Issued	0.00	0.00	0.00	0.00	0.00	0.00	854,543.24	0.00	0.00	0.00	0.00	2,171,130.38	0.00	0.00	0.00	2,171,130.38	3,025,673.62	3,025,673.62	0.00	0.00	0.00	0.00	0.00	3,025,673.62	0.00	0.00	3,025,673.62	
Advice to Debit Account	0.00	0.00	0.00	0.00	0.00	0.00	0.00	0.00	0.00	0.00	0.00	52,901.46	0.00	0.00	0.00	52,901.46	52,901.46	52,901.46	0.00	0.00	0.00	0.00	0.00	52,901.46	0.00	0.00	52,901.46	
Notice of Transfer Allocations (NTA)	0.00	0.00	0.00	0.00	0.00	0.00	0.00	0.00	0.00	0.00	0.00	0.00	0.00	0.00	0.00	0.00	0.00	0.00	0.00	0.00	0.00	0.00	0.00	0.00	0.00	0.00	0.00	
MDS Checks Issued	0.00	0.00	0.00	0.00	0.00	0.00	0.00	0.00	0.00	0.00	0.00	0.00	0.00	0.00	0.00	0.00	0.00	0.00	0.00	0.00	0.00	0.00	0.00	0.00	0.00	0.00	0.00	
Advice to Debit Account	0.00	0.00	0.00	0.00	0.00	0.00	0.00	0.00	0.00	0.00	0.00	0.00	0.00	0.00	0.00	0.00	0.00	0.00	0.00	0.00	0.00	0.00	0.00	0.00	0.00	0.00	0.00	
Working Fund for FAPs	0.00	0.00	0.00	0.00	0.00	0.00	0.00	0.00	0.00	0.00	0.00	0.00	0.00	0.00	0.00	0.00	0.00	0.00	0.00	0.00	0.00	0.00	0.00	0.00	0.00	0.00	0.00	
Cash Disbursement Ceiling (CDC)	0.00	0.00	0.00	0.00	0.00	0.00	0.00	0.00	0.00	0.00	0.00	0.00	0.00	0.00	0.00	0.00	0.00	0.00	0.00	0.00	0.00	0.00	0.00	0.00	0.00	0.00	0.00	
<b>TOTAL CASH DISBURSEMENTS</b>	<b>0.00</b>	<b>0.00</b>	<b>0.00</b>	<b>0.00</b>	<b>0.00</b>	<b>0.00</b>	<b>854,543.24</b>	<b>0.00</b>	<b>0.00</b>	<b>0.00</b>	<b>0.00</b>	<b>2,224,031.84</b>	<b>0.00</b>	<b>0.00</b>	<b>0.00</b>	<b>2,224,031.84</b>	<b>3,078,575.08</b>	<b>3,078,575.08</b>	<b>0.00</b>	<b>0.00</b>	<b>0.00</b>	<b>0.00</b>	<b>0.00</b>	<b>3,078,575.08</b>	<b>0.00</b>	<b>0.00</b>	<b>3,078,575.08</b>	
NON-CASH DISBURSEMENTS	0.00	0.00	0.00	0.00	0.00	0.00	0.00	0.00	0.00	0.00	0.00	0.00	0.00	0.00	0.00	0.00	0.00	0.00	0.00	0.00	0.00	0.00	0.00	0.00	0.00	0.00	0.00	
Tax Remittance Advices Issued (TRA)	0.00	0.00	0.00	0.00	0.00	0.00	0.00	0.00	0.00	0.00	0.00	0.00	0.00	0.00	0.00	0.00	0.00	0.00	0.00	0.00	0.00	0.00	0.00	0.00	0.00	0.00	0.00	
Non-Cash Availment Authority (NCAA)	0.00	0.00	0.00	0.00	0.00	0.00	0.00	0.00	0.00	0.00	0.00	0.00	0.00	0.00	0.00	0.00	0.00	0.00	0.00	0.00	0.00	0.00	0.00	0.00	0.00	0.00	0.00	
Disbursements effected through outright deductions from claims (please specify...)	0.00	0.00	0.00	0.00	0.00	0.00	0.00	0.00	0.00	0.00	0.00	0.00	0.00	0.00	0.00	0.00	0.00	0.00	0.00	0.00	0.00	0.00	0.00	0.00	0.00	0.00	0.00	
Overpayment of expenses(e.g. personnel benefits)	0.00	0.00	0.00	0.00	0.00	0.00	0.00	0.00	0.00	0.00	0.00	0.00	0.00	0.00	0.00	0.00	0.00	0.00	0.00	0.00	0.00	0.00	0.00	0.00	0.00	0.00	0.00	
Restitution for loss of government property	0.00	0.00	0.00	0.00	0.00	0.00	0.00	0.00	0.00	0.00	0.00	0.00	0.00	0.00	0.00	0.00	0.00	0.00	0.00	0.00	0.00	0.00	0.00	0.00	0.00	0.00	0.00	
Liquidated damages and similar claims	0.00	0.00	0.00	0.00	0.00	0.00	0.00	0.00	0.00	0.00	0.00	0.00	0.00	0.00	0.00	0.00	0.00	0.00	0.00	0.00	0.00	0.00	0.00	0.00	0.00	0.00	0.00	
Others (TEF, BTR-Documentary Stamp Tax, etc.)	0.00	0.00	0.00	0.00	0.00	0.00	0.00	0.00	0.00	0.00	0.00	0.00	0.00	0.00	0.00	0.00	0.00	0.00	0.00	0.00	0.00	0.00	0.00	0.00	0.00	0.00	0.00	
<b>TOTAL NON-CASH DISBURSEMENTS</b>	<b>0.00</b>	<b>0.00</b>	<b>0.00</b>	<b>0.00</b>	<b>0.00</b>	<b>0.00</b>	<b>0.00</b>	<b>0.00</b>	<b>0.00</b>	<b>0.00</b>	<b>0.00</b>	<b>0.00</b>	<b>0.00</b>	<b>0.00</b>	<b>0.00</b>	<b>0.00</b>	<b>0.00</b>	<b>0.00</b>	<b>0.00</b>	<b>0.00</b>	<b>0.00</b>	<b>0.00</b>	<b>0.00</b>	<b>0.00</b>	<b>0.00</b>	<b>0.00</b>	<b>0.00</b>	
<b>GRAND TOTAL</b>	<b>0.00</b>	<b>0.00</b>	<b>0.00</b>	<b>0.00</b>	<b>0.00</b>	<b>0.00</b>	<b>854,543.24</b>	<b>0.00</b>	<b>0.00</b>	<b>0.00</b>	<b>0.00</b>	<b>2,224,031.84</b>	<b>0.00</b>	<b>0.00</b>	<b>0.00</b>	<b>2,224,031.84</b>	<b>3,078,575.08</b>	<b>3,078,575.08</b>	<b>0.00</b>	<b>0.00</b>	<b>0.00</b>	<b>0.00</b>	<b>0.00</b>	<b>3,078,575.08</b>	<b>0.00</b>	<b>0.00</b>	<b>3,078,575.08</b>	

**SUMMARY**

Particulars (1)	Previous Report (2)	This Month (3)	As at Date (4)
Total Disbursement Authorities Received	64,949,411.27	0.00	64,949,411.27
NCA	64,949,411.27	0.00	64,949,411.27
NTA	0.00	0.00	0.00
Working Fund	0.00	0.00	0.00
TRA	0.00	0.00	0.00
CDC	0.00	0.00	0.00
NCAA	0.00	0.00	0.00
Less: Notice of Transfer of Allocations (NTA)* issued	0.00	0.00	0.00
Total Disbursement Authorities Available	64,949,411.27	0.00	64,949,411.27
Less:	0.00	0.00	0.00
Lapsed NCA	0.00	0.00	0.00
Disbursements	14,282,848.84	3,078,575.08	17,361,423.92
Less: Other Non-Cash Disbursements	177,915.36	0.00	177,915.36
Disbursements effected through outright deductions from claims	177,915.36	0.00	177,915.36
Overpayment of expenses(e.g. personnel benefits)	177,915.36	0.00	177,915.36
Restitution for loss of government property	0.00	0.00	0.00
Liquidated damages and similar claims	0.00	0.00	0.00
Others (e.g. TEF, BTR, Docs Stamp, etc.)	0.00	0.00	0.00
Add/Less: Adjustments (e.g. cancelled/staled checks)	0.00	0.00	0.00
Balance of Disbursement Authorities as at date	50,844,477.79	(3,078,575.08)	47,765,902.71
Total Disbursements Program	64,949,411.27	0.00	64,949,411.27
Less: *Actual Disbursements	14,104,933.48	3,078,575.08	17,183,508.56
(Over)/Under spending	50,844,477.79	(3,078,575.08)	47,765,902.71

Notes: \* The use of NTA is discouraged  
 Notes: \*\* Amounts should tally with the grand total disbursemt (column 27).

Certified Correct:  
  
 THERESA A. LEMQUE  
 Accountant IV  
 Date: May 7, 2024 11:22 AM

Recommended Approval:  
  
 REUBEN C. NATHAN P. MONTENEGRO  
 Chief Accountant  
 Date: May 8, 2024 10:06 AM

Approved By:  
  
 ATTY. JOSEPH MELVIN B. BASAS  
 Director IV, FPMO  
 Date: May 8, 2024 10:06 AM

