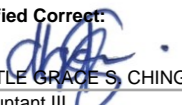


**QUARTERLY REPORT OF REVENUE AND OTHER RECEIPTS**


**As at the Quarter Ending December 31, 2023**

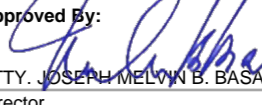
Department : Other Executive Offices (OEOs)  
 Agency/Entity : Philippine Competition Commission  
 Operating Unit : < not applicable >  
 Organization Code (UACS) : 26 038 0000000  
 Fund Cluster : 01 - Regular Agency Fund

Classification/Sources of Revenue and Other Receipts	UACS CODE	REVENUE TARGET (Annual) per BESF	Actual Revenue and Other Receipts Collections					Cumulative Remittance/Deposits to Date			Variance		Remarks
			1st Quarter Ending March 31	2nd Quarter Ending June 30	3rd Quarter Ending September 30	4th Quarter Ending December 31	Total	Remittance to BTr	Deposited with AGDB	Total	Amount	%	
1	2	3	4	5	6	7	8=(4+5+6+7)	9	10	11=(9+10)	12=(8-3)	13=(12/3)	14
<b>Regular Agency Fund</b>		<b>250,000.00</b>	<b>1,898,164.31</b>	<b>12,268,748.87</b>	<b>9,172,096.53</b>	<b>1,530,750.94</b>	<b>24,869,760.65</b>	<b>24,869,760.65</b>	<b>0.00</b>	<b>24,869,760.65</b>	<b>24,619,760.65</b>	<b>9,848 %</b>	
Revenue Collections		250,000.00	1,243,096.91	12,010,300.00	8,784,959.45	990,100.00	23,028,456.36	23,028,456.36	0.00	23,028,456.36	22,778,456.36	9,111 %	
Cash Revenue		250,000.00	1,239,775.00	12,010,300.00	8,773,680.00	990,100.00	23,013,855.00	23,013,855.00	0.00	23,013,855.00	22,763,855.00	9,106 %	
Non-Tax		250,000.00	1,239,775.00	12,010,300.00	8,773,680.00	990,100.00	23,013,855.00	23,013,855.00	0.00	23,013,855.00	22,763,855.00	9,106 %	
Filing Fees	4020113007	250,000.00	1,237,625.00	2,970,300.00	4,070,132.00	990,100.00	9,268,157.00	9,268,157.00	0.00	9,268,157.00	9,018,157.00	3,607 %	
Fines and Penalties - Service Income	4020114000	0.00	0.00	9,040,000.00	4,703,548.00	0.00	13,743,548.00	13,743,548.00	0.00	13,743,548.00	13,743,548.00	0 %	
Other Service Income	4020199099	0.00	2,150.00	0.00	0.00	0.00	2,150.00	2,150.00	0.00	2,150.00	2,150.00	0 %	
Non-Cash Revenue		0.00	3,321.91	0.00	11,279.45	0.00	14,601.36	14,601.36	0.00	14,601.36	14,601.36	0 %	
Collections effected through outright deductions from claims		0.00	3,321.91	0.00	11,279.45	0.00	14,601.36	14,601.36	0.00	14,601.36	14,601.36	0 %	
Miscellaneous Income	4060999000	0.00	3,321.91	0.00	11,279.45	0.00	14,601.36	14,601.36	0.00	14,601.36	14,601.36	0 %	
Non-Revenue Collections/Other Receipts		0.00	655,067.40	258,448.87	387,137.08	540,650.94	1,841,304.29	1,841,304.29	0.00	1,841,304.29	1,841,304.29	0 %	
Cash Receipts		0.00	655,067.40	258,448.87	387,137.08	540,650.94	1,841,304.29	1,841,304.29	0.00	1,841,304.29	1,841,304.29	0 %	
Others		0.00	655,067.40	258,448.87	387,137.08	540,650.94	1,841,304.29	1,841,304.29	0.00	1,841,304.29	1,841,304.29	0 %	
Petty Cash	1010102000	0.00	0.00	49,450.77	0.00	0.00	49,450.77	49,450.77	0.00	49,450.77	49,450.77	0 %	
Due from National Government Agencies	1030301000	0.00	0.00	16,767.76	0.00	0.00	16,767.76	16,767.76	0.00	16,767.76	16,767.76	0 %	
Other Receivables	1030599000	0.00	74,216.55	0.00	0.00	0.00	74,216.55	74,216.55	0.00	74,216.55	74,216.55	0 %	
Advances for Special Disbursing Officer	1990103000	0.00	16,615.48	93,243.64	173,376.72	253,704.43	536,940.27	536,940.27	0.00	536,940.27	536,940.27	0 %	
Advances to Officers and Employees	1990104000	0.00	290,358.54	36,286.70	48,403.68	170,906.51	545,955.43	545,955.43	0.00	545,955.43	545,955.43	0 %	
Guaranty Deposits	1990302000	0.00	27,709.00	0.00	0.00	0.00	27,709.00	27,709.00	0.00	27,709.00	27,709.00	0 %	
Due to NGAs	2020105000	0.00	12,375.00	29,700.00	40,700.00	9,900.00	92,675.00	92,675.00	0.00	92,675.00	92,675.00	0 %	
Trust Liabilities	2040101000	0.00	48,750.00	33,000.00	22,000.00	87,000.00	190,750.00	190,750.00	0.00	190,750.00	190,750.00	0 %	
Guaranty/Security Deposits Payable	2040104000	0.00	185,042.83	0.00	82,200.00	19,140.00	286,382.83	286,382.83	0.00	286,382.83	286,382.83	0 %	
Library and Other Reading Materials Subscription Expenses	5029907004	0.00	0.00	0.00	20,456.68	0.00	20,456.68	20,456.68	0.00	20,456.68	20,456.68	0 %	
<b>GRAND TOTAL</b>		<b>250,000.00</b>	<b>1,898,164.31</b>	<b>12,268,748.87</b>	<b>9,172,096.53</b>	<b>1,530,750.94</b>	<b>24,869,760.65</b>	<b>24,869,760.65</b>	<b>0.00</b>	<b>24,869,760.65</b>	<b>24,619,760.65</b>	<b>9,848 %</b>	

Certified Correct:  
  
 MYRTLE GRACE S. CHING  
 Accountant III  
 Date: January 15, 2024 05:58 PM

Certified Correct:  
 \_\_\_\_\_  
 \_\_\_\_\_  
 Date: January 15, 2024 05:58 PM

Recommending Approval By:  
  
 REUBEN JONATHAN P. MONTENEGRO  
 Chief Accountant  
 Date: January 15, 2024 06:03 PM

Approved By:  
  
 ATTY. JOSEPH MELVIN B. BASAS  
 Director  
 Date: January 15, 2024 06:03 PM