




QUARTERLY PHYSICAL REPORT OF OPERATION
As of December 31, 2023

Department : Other Executive Offices (OEOs)
Agency/Entity : Philippine Competition Commission
Operating Unit : < not applicable >
Organization Code (UACS) : 26 038 0000000

Particulars	UACS CODE	Physical Target (Budget Year)					Physical Accomplishment (Budget Year)					Variance as of December 31, 2023	Remarks
		1st Quarter	2nd Quarter	3rd Quarter	4th Quarter	Total	1st Quarter	2nd Quarter	3rd Quarter	4th Quarter	Total		
1	2	3	4	5	6	7	8	9	10	11	12	13	14
COMPETITION POLICY ENFORCEMENT PROGRAM	3101000000000000												
OO : Philippine Competition Act, which prohibits anti-competitive agreements, abuse of dominant position, and anti-competitive mergers and acquisitions enforced													
Outcome Indicator													
1. Stakeholder awareness of competition policy in the Philippines		-	-	-	9% (for Firms)	9% (for Firms)	N/A	N/A	N/A	23.66%	23.66%	(+) 14.66%	
2. Percentage of mergers and acquisitions transactions under Phase II and/or motu proprio review resolved within the reglementary period		100%	100%	100%	100%	100%	N/A	N/A	N/A	100% (1/1)	100% (1/1)	(+/-) 0%	Recalibrated Q2 accomplishment. Note that the Q2 accomplishment refers to the completion of the Phase I motu proprio review of the matter. To avoid double counting, only the Q4 accomplishment is credited, which refers to the completion of the Phase II motu proprio review of the same matter.
3. Percentage of proceedings on anti-competitive agreements and/or abuses of dominance resolved within the reglementary period		100%	100%	100%	100%	100%	N/A	N/A	100% (2/2)	100% (2/2)	100% (4/4)	(+/-) 0%	Recalibrated Q3 accomplishment
Output Indicators													
1. Number of advocacy and communication activities completed		10	14	13	10	47	9	13	13	14	49	(+) 2	Recalibrated Q2 & Q3 accomplishment
2. Percentage of complaints and competition-related issues investigated or studied		100%	100%	100%	100%	100%	100% (13/13)	100% (16/16)	100% (10/10)	100% (15/15)	100% (54/54)	(+/-) 0%	Recalibrated Q1 & Q2 accomplishment
3. Percentage of mergers and acquisitions reviewed within the prescribed timeframe		N/A	N/A	N/A	N/A	N/A	N/A	N/A	N/A	N/A	N/A	N/A	Indicator retired; not applicable starting FY 2023
4. Percentage of mergers and acquisitions transactions under Phase I review resolved within the reglementary period		100%	100%	100%	100%	100%	100% (3/3)	100% (11/11)	100% (3/3)	100% (6/6)	100% (23/23)	(+/-) 0%	

Prepared By:

 RENZE C.E. SANTOS
 Planning Officer III, FPMO-CPMD
 Date: January 25, 2024 11:08 AM

In coordination with:

 JOSEPH D. BERNAT
 Planning Officer V, FPMO-CPMD
 Date: January 25, 2024 11:08 AM

Approved By:

 ATTY. JOSEPH MELVIN B. BASAS
 Director IV, Finance, Planning and Management Office
 Date: January 25, 2024 11:09 AM