

**STATEMENT OF APPROPRIATIONS, ALLOTMENTS, OBLIGATIONS, DISBURSEMENTS AND BALANCES**

**As at the Quarter Ending December 31, 2023**

Department : Other Executive Offices (OEOs)  
 Agency/Entity : Philippine Competition Commission  
 Operating Unit : < not applicable >  
 Organization Code (UACS) : 26 038 0000000  
 Fund Cluster : 02 - Foreign Assisted Projects Fund  
 (e.g. UACS Fund Cluster: 01-Regular Agency Fund, 02-Foreign Assisted Projects Fund, 03-Special Account-Locally Funded/Domestic Grants Fund, and 04-Special Account-Foreign Assisted/Foreign Grants Fund)


X	Current Year Appropriations
	Supplemental Appropriations
	Continuing Appropriations


Particulars	UACS CODE	Appropriations			Allotments			Current Year Obligations					Current Year Disbursements					Balances					
		Authorized Appropriations	Adjustments (Transfer To/From, Modifications/Augmentations)	Adjusted Appropriations	Allotments Received	Adjustments (Reductions, Modifications/Augmentations)	Transfer To	Transfer From	Adjusted Allotments	1st Quarter Ending March 31	2nd Quarter Ending June 30	3rd Quarter Ending September 30	4th Quarter Ending December 31	Total	1st Quarter Ending March 31	2nd Quarter Ending June 30	3rd Quarter Ending September 30	4th Quarter Ending December 31	Total	Unreleased Appropriations	Unobligated Allotments	Unpaid Obligations (15-20)=(23+24)	
																						Due and Demandable	Not Yet Due and Demandable
1	2	3	4	5=(3+4)	6	7	8	9	10=[(6+(-)7)-8+9]	11	12	13	14	15=(11+12+13+14)	16	17	18	19	20=(16+17+18+19)	21	22	23	24
<b>I. Agency Specific Budget</b>		<b>90,760,000.00</b>	<b>0.00</b>	<b>90,760,000.00</b>	<b>90,760,000.00</b>	<b>0.00</b>	<b>0.00</b>	<b>0.00</b>	<b>90,760,000.00</b>	<b>0.00</b>	<b>1,288,307.25</b>	<b>1,482,994.38</b>	<b>3,725,070.04</b>	<b>6,496,371.67</b>	<b>0.00</b>	<b>1,287,820.61</b>	<b>1,434,008.00</b>	<b>1,769,938.09</b>	<b>4,491,766.70</b>	<b>0.00</b>	<b>84,263,628.33</b>	<b>2,004,604.97</b>	<b>0.00</b>
Operations	3000000000000000	90,760,000.00	0.00	90,760,000.00	90,760,000.00	0.00	0.00	0.00	90,760,000.00	0.00	1,288,307.25	1,482,994.38	3,725,070.04	6,496,371.67	0.00	1,287,820.61	1,434,008.00	1,769,938.09	4,491,766.70	0.00	84,263,628.33	2,004,604.97	0.00
OO : Philippine Competition Act, which prohibits anti-competitive agreements, abuse of dominant position, and anti-competitive mergers and acquisitions enforced		90,760,000.00	0.00	90,760,000.00	90,760,000.00	0.00	0.00	0.00	90,760,000.00	0.00	1,288,307.25	1,482,994.38	3,725,070.04	6,496,371.67	0.00	1,287,820.61	1,434,008.00	1,769,938.09	4,491,766.70	0.00	84,263,628.33	2,004,604.97	0.00
COMPETITION POLICY ENFORCEMENT PROGRAM		90,760,000.00	0.00	90,760,000.00	90,760,000.00	0.00	0.00	0.00	90,760,000.00	0.00	1,288,307.25	1,482,994.38	3,725,070.04	6,496,371.67	0.00	1,287,820.61	1,434,008.00	1,769,938.09	4,491,766.70	0.00	84,263,628.33	2,004,604.97	0.00
Project(s)		90,760,000.00	0.00	90,760,000.00	90,760,000.00	0.00	0.00	0.00	90,760,000.00	0.00	1,288,307.25	1,482,994.38	3,725,070.04	6,496,371.67	0.00	1,287,820.61	1,434,008.00	1,769,938.09	4,491,766.70	0.00	84,263,628.33	2,004,604.97	0.00
Foreign-Assisted Project(s)		90,760,000.00	0.00	90,760,000.00	90,760,000.00	0.00	0.00	0.00	90,760,000.00	0.00	1,288,307.25	1,482,994.38	3,725,070.04	6,496,371.67	0.00	1,287,820.61	1,434,008.00	1,769,938.09	4,491,766.70	0.00	84,263,628.33	2,004,604.97	0.00
Capacity Building to Foster Competition	310100300001000	35,969,000.00	0.00	35,969,000.00	35,969,000.00	0.00	0.00	0.00	35,969,000.00	0.00	1,288,307.25	1,482,994.38	3,725,070.04	6,496,371.67	0.00	1,287,820.61	1,434,008.00	1,769,938.09	4,491,766.70	0.00	29,472,628.33	2,004,604.97	0.00
PS		10,000,000.00	0.00	10,000,000.00	10,000,000.00	0.00	0.00	0.00	10,000,000.00	0.00	1,288,307.25	1,482,994.38	3,725,070.04	6,496,371.67	0.00	1,287,820.61	1,434,008.00	1,769,938.09	4,491,766.70	0.00	3,503,628.33	2,004,604.97	0.00
MOOE		25,969,000.00	0.00	25,969,000.00	25,969,000.00	0.00	0.00	0.00	25,969,000.00	0.00	0.00	0.00	0.00	0.00	0.00	0.00	0.00	0.00	0.00	0.00	25,969,000.00	0.00	0.00
Strengthening the Case Processing Capacity of PCC	310100300002000	54,791,000.00	0.00	54,791,000.00	54,791,000.00	0.00	0.00	0.00	54,791,000.00	0.00	0.00	0.00	0.00	0.00	0.00	0.00	0.00	0.00	0.00	0.00	54,791,000.00	0.00	0.00
MOOE		54,791,000.00	0.00	54,791,000.00	54,791,000.00	0.00	0.00	0.00	54,791,000.00	0.00	0.00	0.00	0.00	0.00	0.00	0.00	0.00	0.00	0.00	0.00	54,791,000.00	0.00	0.00
Sub-Total, Operations		90,760,000.00	0.00	90,760,000.00	90,760,000.00	0.00	0.00	0.00	90,760,000.00	0.00	1,288,307.25	1,482,994.38	3,725,070.04	6,496,371.67	0.00	1,287,820.61	1,434,008.00	1,769,938.09	4,491,766.70	0.00	84,263,628.33	2,004,604.97	0.00
PS		10,000,000.00	0.00	10,000,000.00	10,000,000.00	0.00	0.00	0.00	10,000,000.00	0.00	1,288,307.25	1,482,994.38	3,725,070.04	6,496,371.67	0.00	1,287,820.61	1,434,008.00	1,769,938.09	4,491,766.70	0.00	3,503,628.33	2,004,604.97	0.00
MOOE		80,760,000.00	0.00	80,760,000.00	80,760,000.00	0.00	0.00	0.00	80,760,000.00	0.00	0.00	0.00	0.00	0.00	0.00	0.00	0.00	0.00	0.00	0.00	80,760,000.00	0.00	0.00
FinEx (if Applicable)		0.00	0.00	0.00	0.00	0.00	0.00	0.00	0.00	0.00	0.00	0.00	0.00	0.00	0.00	0.00	0.00	0.00	0.00	0.00	0.00	0.00	0.00
CO		0.00	0.00	0.00	0.00	0.00	0.00	0.00	0.00	0.00	0.00	0.00	0.00	0.00	0.00	0.00	0.00	0.00	0.00	0.00	0.00	0.00	0.00
<b>Sub-Total, I. Agency Specific Budget</b>		<b>90,760,000.00</b>	<b>0.00</b>	<b>90,760,000.00</b>	<b>90,760,000.00</b>	<b>0.00</b>	<b>0.00</b>	<b>0.00</b>	<b>90,760,000.00</b>	<b>0.00</b>	<b>1,288,307.25</b>	<b>1,482,994.38</b>	<b>3,725,070.04</b>	<b>6,496,371.67</b>	<b>0.00</b>	<b>1,287,820.61</b>	<b>1,434,008.00</b>	<b>1,769,938.09</b>	<b>4,491,766.70</b>	<b>0.00</b>	<b>84,263,628.33</b>	<b>2,004,604.97</b>	<b>0.00</b>
PS		10,000,000.00	0.00	10,000,000.00	10,000,000.00	0.00	0.00	0.00	10,000,000.00	0.00	1,288,307.25	1,482,994.38	3,725,070.04	6,496,371.67	0.00	1,287,820.61	1,434,008.00	1,769,938.09	4,491,766.70	0.00	3,503,628.33	2,004,604.97	0.00
MOOE		80,760,000.00	0.00	80,760,000.00	80,760,000.00	0.00	0.00	0.00	80,760,000.00	0.00	0.00	0.00	0.00	0.00	0.00	0.00	0.00	0.00	0.00	0.00	80,760,000.00	0.00	0.00
FinEx (if Applicable)		0.00	0.00	0.00	0.00	0.00	0.00	0.00	0.00	0.00	0.00	0.00	0.00	0.00	0.00	0.00	0.00	0.00	0.00	0.00	0.00	0.00	0.00
CO		0.00	0.00	0.00	0.00	0.00	0.00	0.00	0.00	0.00	0.00	0.00	0.00	0.00	0.00	0.00	0.00	0.00	0.00	0.00	0.00	0.00	0.00
<b>IV. Reversion of the Unobligated Allotments charged against R.A. Nos. 11465 and 11494</b>		<b>0.00</b>	<b>0.00</b>	<b>0.00</b>	<b>0.00</b>	<b>0.00</b>	<b>0.00</b>	<b>0.00</b>	<b>0.00</b>	<b>0.00</b>	<b>0.00</b>	<b>0.00</b>	<b>0.00</b>	<b>0.00</b>	<b>0.00</b>	<b>0.00</b>	<b>0.00</b>	<b>0.00</b>	<b>0.00</b>	<b>0.00</b>	<b>0.00</b>	<b>0.00</b>	<b>0.00</b>
<b>GRAND TOTAL</b>		<b>90,760,000.00</b>	<b>0.00</b>	<b>90,760,000.00</b>	<b>90,760,000.00</b>	<b>0.00</b>	<b>0.00</b>	<b>0.00</b>	<b>90,760,000.00</b>	<b>0.00</b>	<b>1,288,307.25</b>	<b>1,482,994.38</b>	<b>3,725,070.04</b>	<b>6,496,371.67</b>	<b>0.00</b>	<b>1,287,820.61</b>	<b>1,434,008.00</b>	<b>1,769,938.09</b>	<b>4,491,766.70</b>	<b>0.00</b>	<b>84,263,628.33</b>	<b>2,004,604.97</b>	<b>0.00</b>
PS		10,000,000.00	0.00	10,000,000.00	10,000,000.00	0.00	0.00	0.00	10,000,000.00	0.00	1,288,307.25	1,482,994.38	3,725,070.04	6,496,371.67	0.00	1,287,820.61	1,434,008.00	1,769,938.09	4,491,766.70	0.00	3,503,628.33	2,004,604.97	0.00
MOOE		80,760,000.00	0.00	80,760,000.00	80,760,000.00	0.00	0.00	0.00	80,760,000.00	0.00	0.00	0.00	0.00	0.00	0.00	0.00	0.00	0.00	0.00	0.00	80,760,000.00	0.00	0.00
<b>Recapitulation by OO:</b>																							
I. Agency Specific Budget		90,760,000.00	0.00	90,760,000.00	90,760,000.00	0.00	0.00	0.00	90,760,000.00	0.00	1,288,307.25	1,482,994.38	3,725,070.04	6,496,371.67	0.00	1,287,820.61	1,434,008.00	1,769,938.09	4,491,766.70	0.00	84,263,628.33	2,004,604.97	0.00

Department : Other Executive Offices (OEOs)  
 Agency/Entity : Philippine Competition Commission  
 Operating Unit : < not applicable >  
 Organization Code (UACS) : 26 038 0000000  
 Fund Cluster : 02 - Foreign Assisted Projects Fund  
 (e.g. UACS Fund Cluster: 01-Regular Agency Fund, 02-Foreign Assisted Projects Fund, 03-Special Account-Locally Funded/Domestic Grants Fund, and 04-Special Account-Foreign Assisted/Foreign Grants Fund)


X	Current Year Appropriations
	Supplemental Appropriations
	Continuing Appropriations

Particulars	UACS CODE	Appropriations			Allotments			Current Year Obligations					Current Year Disbursements					Balances					
		Authorized Appropriations	Adjustments (Transfer To/From, Modifications/Augmentations)	Adjusted Appropriations	Allotments Received	Adjustments (Reductions, Modifications/Augmentations)	Transfer To	Transfer From	Adjusted Allotments	1st Quarter Ending March 31	2nd Quarter Ending June 30	3rd Quarter Ending September 30	4th Quarter Ending December 31	Total	1st Quarter Ending March 31	2nd Quarter Ending June 30	3rd Quarter Ending September 30	4th Quarter Ending December 31	Total	Unreleased Appropriations	Unobligated Allotments	Unpaid Obligations (15-20)=(23+24)	
1	2	3	4	5=(3+4)	6	7	8	9	10=[(6+(-)7)-8+9]	11	12	13	14	15=(11+12+13+14)	16	17	18	19	20=(16+17+18+19)	21	22	23	24
COMPETITION POLICY ENFORCEMENT PROGRAM		90,760,000.00	0.00	90,760,000.00	90,760,000.00	0.00	0.00	0.00	90,760,000.00	0.00	1,288,307.25	1,482,994.38	3,725,070.04	6,496,371.67	0.00	1,287,820.61	1,434,008.00	1,769,938.09	4,491,766.70	0.00	84,263,628.33	2,004,604.97	0.00

Certified Correct:  
  
 BERNARD L. TINONAS  
 Chief Administrative Officer, Budget Division  
 Date: January 29, 2024 11:20 AM

Certified Correct:  
  
 JONATHAN P. MONTENE BRO  
 Chief Accountant, Accounting Division  
 Date: January 29, 2024 11:20 AM

Recommending Approval By:  
 \_\_\_\_\_  
 Date: January 29, 2024 11:21 AM

Approved By:  
  
 ATTY. JOSEPH MELVIN B. BASAS  
 Director IV, FPMS  
 Date: January 29, 2024 03:49 PM

**STATEMENT OF APPROPRIATIONS, ALLOTMENTS, OBLIGATIONS, DISBURSEMENTS AND BALANCES**

**As at the Quarter Ending December 31, 2023**

Department : Other Executive Offices (OEOs)  
 Agency/Entity : Philippine Competition Commission  
 Operating Unit : < not applicable >  
 Organization Code (UACS) : 26 038 0000000  
 Fund Cluster : 02 - Foreign Assisted Projects Fund

	Current Year Appropriations
	Supplemental Appropriations
X	Continuing Appropriations

(e.g. UACS Fund Cluster: 01-Regular Agency Fund, 02-Foreign Assisted Projects Fund, 03-Special Account-Locally Funded/Domestic Grants Fund, and 04-Special Account-Foreign Assisted/Foreign Grants Fund)


Particulars	UACS CODE	Appropriations				Allotments				Current Year Obligations					Current Year Disbursements					Balances				
		Authorized Appropriations	Adjustments (Transfer To/From, Modifications/ Augmentations)	Adjusted Appropriations	Allotments Received	Adjustments (Reductions, Modifications/ Augmentations)	Transfer To	Transfer From	Adjusted Allotments	1st Quarter Ending March 31	2nd Quarter Ending June 30	3rd Quarter Ending September 30	4th Quarter Ending December 31	Total	1st Quarter Ending March 31	2nd Quarter Ending June 30	3rd Quarter Ending September 30	4th Quarter Ending December 31	Total	Unreleased Appropriations	Unobligated Allotments	Unpaid Obligations (15-20)=(23+24)		
																						Due and Demandable	Not Yet Due and Demandable	
1	2	3	4	5=(3+4)	6	7	8	9	10=[(6+(-)7)-8+9]	11	12	13	14	15=(11+12+13+14)	16	17	18	19	20=(16+17+18+19)	21=(5-10)	22=(10-15)	23	24	
<b>I. Agency Specific Budget</b>		302,662,046.91	0.00	302,662,046.91	302,662,046.91	0.00	0.00	0.00	0.00	302,662,046.91	22,665,068.07	12,301,085.31	31,453,447.35	42,197,573.02	108,617,173.75	8,386,508.24	8,138,162.44	20,159,094.08	44,105,206.27	80,788,971.03	0.00	194,044,873.16	8,460,358.96	19,367,843.76
Operations	3000000000000000	302,662,046.91	0.00	302,662,046.91	302,662,046.91	0.00	0.00	0.00	0.00	302,662,046.91	22,665,068.07	12,301,085.31	31,453,447.35	42,197,573.02	108,617,173.75	8,386,508.24	8,138,162.44	20,159,094.08	44,105,206.27	80,788,971.03	0.00	194,044,873.16	8,460,358.96	19,367,843.76
OO : Philippine Competition Act, which prohibits anti-competitive agreements, abuse of dominant position, and anti-competitive mergers and acquisitions enforced		302,662,046.91	0.00	302,662,046.91	302,662,046.91	0.00	0.00	0.00	0.00	302,662,046.91	22,665,068.07	12,301,085.31	31,453,447.35	42,197,573.02	108,617,173.75	8,386,508.24	8,138,162.44	20,159,094.08	44,105,206.27	80,788,971.03	0.00	194,044,873.16	8,460,358.96	19,367,843.76
COMPETITION POLICY ENFORCEMENT PROGRAM		302,662,046.91	0.00	302,662,046.91	302,662,046.91	0.00	0.00	0.00	0.00	302,662,046.91	22,665,068.07	12,301,085.31	31,453,447.35	42,197,573.02	108,617,173.75	8,386,508.24	8,138,162.44	20,159,094.08	44,105,206.27	80,788,971.03	0.00	194,044,873.16	8,460,358.96	19,367,843.76
Enforcement of Rules and Regulations, Review of Mergers and Acquisition, and Policy Research and Advocacy/Capacity Building Program	310100100001000	27,541,199.47	0.00	27,541,199.47	27,541,199.47	0.00	0.00	0.00	0.00	27,541,199.47	1,018,576.82	206,156.50	1,336,983.14	2,921,853.12	5,483,569.58	41,968.78	48,588.23	403,615.85	1,462,490.82	1,956,663.68	0.00	22,057,629.89	414,252.12	3,112,653.78
MOOE		27,538,947.47	0.00	27,538,947.47	27,538,947.47	0.00	0.00	0.00	0.00	27,538,947.47	1,018,576.82	206,156.50	1,336,983.14	2,921,853.12	5,483,569.58	41,968.78	48,588.23	403,615.85	1,462,490.82	1,956,663.68	0.00	22,055,377.89	414,252.12	3,112,653.78
CO		2,252.00	0.00	2,252.00	2,252.00	0.00	0.00	0.00	0.00	2,252.00	0.00	0.00	0.00	0.00	0.00	0.00	0.00	0.00	0.00	0.00	0.00	2,252.00	0.00	0.00
Foreign-Assisted Project(s)		275,120,847.44	0.00	275,120,847.44	275,120,847.44	0.00	0.00	0.00	0.00	275,120,847.44	21,646,491.25	12,094,928.81	30,116,464.21	39,275,719.90	103,133,604.17	8,344,539.46	8,089,574.21	19,755,478.23	42,642,715.45	78,832,307.35	0.00	171,987,243.27	8,046,106.84	16,255,189.98
Capacity Building to Foster Competition	310100300001000	275,120,847.44	0.00	275,120,847.44	275,120,847.44	0.00	0.00	0.00	0.00	275,120,847.44	21,646,491.25	12,094,928.81	30,116,464.21	39,275,719.90	103,133,604.17	8,344,539.46	8,089,574.21	19,755,478.23	42,642,715.45	78,832,307.35	0.00	171,987,243.27	8,046,106.84	16,255,189.98
MOOE		246,840,847.44	0.00	246,840,847.44	246,840,847.44	0.00	0.00	0.00	0.00	246,840,847.44	18,129,491.70	12,094,928.81	28,576,285.64	24,522,727.22	83,323,433.37	8,344,539.46	8,089,574.21	18,234,699.66	39,125,715.90	73,794,529.23	0.00	163,517,414.07	8,046,106.84	1,482,797.30
CO		28,280,000.00	0.00	28,280,000.00	28,280,000.00	0.00	0.00	0.00	0.00	28,280,000.00	3,516,999.55	0.00	1,540,178.57	14,752,992.68	19,810,170.80	0.00	0.00	1,520,778.57	3,516,999.55	5,037,778.12	0.00	8,469,829.20	0.00	14,772,392.68
Sub-Total, Operations		302,662,046.91	0.00	302,662,046.91	302,662,046.91	0.00	0.00	0.00	0.00	302,662,046.91	22,665,068.07	12,301,085.31	31,453,447.35	42,197,573.02	108,617,173.75	8,386,508.24	8,138,162.44	20,159,094.08	44,105,206.27	80,788,971.03	0.00	194,044,873.16	8,460,358.96	19,367,843.76
PS		0.00	0.00	0.00	0.00	0.00	0.00	0.00	0.00	0.00	0.00	0.00	0.00	0.00	0.00	0.00	0.00	0.00	0.00	0.00	0.00	0.00	0.00	0.00
MOOE		274,379,794.91	0.00	274,379,794.91	274,379,794.91	0.00	0.00	0.00	0.00	274,379,794.91	19,148,068.52	12,301,085.31	29,913,268.78	27,444,580.34	88,807,002.95	8,386,508.24	8,138,162.44	18,638,315.51	40,588,206.72	75,751,192.91	0.00	185,572,791.96	8,460,358.96	4,595,451.08
FinEx (if Applicable)		0.00	0.00	0.00	0.00	0.00	0.00	0.00	0.00	0.00	0.00	0.00	0.00	0.00	0.00	0.00	0.00	0.00	0.00	0.00	0.00	0.00	0.00	0.00
CO		28,282,252.00	0.00	28,282,252.00	28,282,252.00	0.00	0.00	0.00	0.00	28,282,252.00	3,516,999.55	0.00	1,540,178.57	14,752,992.68	19,810,170.80	0.00	0.00	1,520,778.57	3,516,999.55	5,037,778.12	0.00	8,472,081.20	0.00	14,772,392.68
<b>Sub-Total, I. Agency Specific Budget</b>		<b>302,662,046.91</b>	<b>0.00</b>	<b>302,662,046.91</b>	<b>302,662,046.91</b>	<b>0.00</b>	<b>0.00</b>	<b>0.00</b>	<b>0.00</b>	<b>302,662,046.91</b>	<b>22,665,068.07</b>	<b>12,301,085.31</b>	<b>31,453,447.35</b>	<b>42,197,573.02</b>	<b>108,617,173.75</b>	<b>8,386,508.24</b>	<b>8,138,162.44</b>	<b>20,159,094.08</b>	<b>44,105,206.27</b>	<b>80,788,971.03</b>	<b>0.00</b>	<b>194,044,873.16</b>	<b>8,460,358.96</b>	<b>19,367,843.76</b>
PS		0.00	0.00	0.00	0.00	0.00	0.00	0.00	0.00	0.00	0.00	0.00	0.00	0.00	0.00	0.00	0.00	0.00	0.00	0.00	0.00	0.00	0.00	0.00
MOOE		274,379,794.91	0.00	274,379,794.91	274,379,794.91	0.00	0.00	0.00	0.00	274,379,794.91	19,148,068.52	12,301,085.31	29,913,268.78	27,444,580.34	88,807,002.95	8,386,508.24	8,138,162.44	18,638,315.51	40,588,206.72	75,751,192.91	0.00	185,572,791.96	8,460,358.96	4,595,451.08
FinEx (if Applicable)		0.00	0.00	0.00	0.00	0.00	0.00	0.00	0.00	0.00	0.00	0.00	0.00	0.00	0.00	0.00	0.00	0.00	0.00	0.00	0.00	0.00	0.00	0.00
CO		28,282,252.00	0.00	28,282,252.00	28,282,252.00	0.00	0.00	0.00	0.00	28,282,252.00	3,516,999.55	0.00	1,540,178.57	14,752,992.68	19,810,170.80	0.00	0.00	1,520,778.57	3,516,999.55	5,037,778.12	0.00	8,472,081.20	0.00	14,772,392.68
<b>GRAND TOTAL</b>		<b>302,662,046.91</b>	<b>0.00</b>	<b>302,662,046.91</b>	<b>302,662,046.91</b>	<b>0.00</b>	<b>0.00</b>	<b>0.00</b>	<b>0.00</b>	<b>302,662,046.91</b>	<b>22,665,068.07</b>	<b>12,301,085.31</b>	<b>31,453,447.35</b>	<b>42,197,573.02</b>	<b>108,617,173.75</b>	<b>8,386,508.24</b>	<b>8,138,162.44</b>	<b>20,159,094.08</b>	<b>44,105,206.27</b>	<b>80,788,971.03</b>	<b>0.00</b>	<b>194,044,873.16</b>	<b>8,460,358.96</b>	<b>19,367,843.76</b>
PS		0.00	0.00	0.00	0.00	0.00	0.00	0.00	0.00	0.00	0.00	0.00	0.00	0.00	0.00	0.00	0.00	0.00	0.00	0.00	0.00	0.00	0.00	0.00
MOOE		274,379,794.91	0.00	274,379,794.91	274,379,794.91	0.00	0.00	0.00	0.00	274,379,794.91	19,148,068.52	12,301,085.31	29,913,268.78	27,444,580.34	88,807,002.95	8,386,508.24	8,138,162.44	18,638,315.51	40,588,206.72	75,751,192.91	0.00	185,572,791.96	8,460,358.96	4,595,451.08
FinEx (if Applicable)		0.00	0.00	0.00	0.00	0.00	0.00	0.00	0.00	0.00	0.00	0.00	0.00	0.00	0.00	0.00	0.00	0.00	0.00	0.00	0.00	0.00	0.00	0.00
CO		28,282,252.00	0.00	28,282,252.00	28,282,252.00	0.00	0.00	0.00	0.00	28,282,252.00	3,516,999.55	0.00	1,540,178.57	14,752,992.68	19,810,170.80	0.00	0.00	1,520,778.57	3,516,999.55	5,037,778.12	0.00	8,472,081.20	0.00	14,772,392.68


Department : Other Executive Offices (OEOs)  
 Agency/Entity : Philippine Competition Commission  
 Operating Unit : < not applicable >  
 Organization Code (UACS) : 26 038 0000000  
 Fund Cluster : 02 - Foreign Assisted Projects Fund

	Current Year Appropriations
	Supplemental Appropriations
X	Continuing Appropriations


(e.g. UACS Fund Cluster: 01-Regular Agency Fund, 02-Foreign Assisted Projects Fund, 03-Special Account-Locally Funded/Domestic Grants Fund, and 04-Special Account-Foreign Assisted/Foreign Grants Fund)

Particulars	UACS CODE	Appropriations			Allotments			Current Year Obligations					Current Year Disbursements					Balances					
		Authorized Appropriations	Adjustments (Transfer To/From, Modifications/Augmentations)	Adjusted Appropriations	Allotments Received	Adjustments (Reductions, Modifications/Augmentations)	Transfer To	Transfer From	Adjusted Allotments	1st Quarter Ending March 31	2nd Quarter Ending June 30	3rd Quarter Ending September 30	4th Quarter Ending December 31	Total	1st Quarter Ending March 31	2nd Quarter Ending June 30	3rd Quarter Ending September 30	4th Quarter Ending December 31	Total	Unreleased Appropriations	Unobligated Allotments	Unpaid Obligations (15-20)=(23+24)	
1	2	3	4	5=(3+4)	6	7	8	9	10=[(6+(-)7)-8+9]	11	12	13	14	15=(11+12+13+14)	16	17	18	19	20=(16+17+18+19)	21=(5-10)	22=(10-15)	23	24
<b>Recapitulation by OO:</b>																							
I. Agency Specific Budget		302,662,046.91	0.00	302,662,046.91	302,662,046.91	0.00	0.00	0.00	302,662,046.91	22,665,068.07	12,301,085.31	31,453,447.35	42,197,573.02	108,617,173.75	8,386,508.24	8,138,162.44	20,159,094.08	44,105,206.27	80,788,971.03	0.00	194,044,873.16	8,460,358.96	19,367,843.76
COMPETITION POLICY ENFORCEMENT PROGRAM		302,662,046.91	0.00	302,662,046.91	302,662,046.91	0.00	0.00	0.00	302,662,046.91	22,665,068.07	12,301,085.31	31,453,447.35	42,197,573.02	108,617,173.75	8,386,508.24	8,138,162.44	20,159,094.08	44,105,206.27	80,788,971.03	0.00	194,044,873.16	8,460,358.96	19,367,843.76

Certified Correct:  
  
 BERNARD L. TINONG  
 Chief Administrative Officer, Budget Division  
 Date: January 29, 2024 11:20 AM

Certified Correct:  
  
 JONATHAN P. MONTENEGRO  
 Chief Accountant, Accounting Division  
 Date: January 29, 2024 11:20 AM

Recommending Approval By:  
 \_\_\_\_\_  
 Date: January 29, 2024 11:21 AM

Approved By:  
  
 ATTY. JOSEPH MARVIN B. BASAS  
 Director IV, FPMS  
 Date: January 29, 2024 03:49 PM