


SUMMARY OF APPROPRIATIONS, ALLOTMENTS, OBLIGATIONS, DISBURSEMENTS AND BALANCES BY OBJECT OF EXPENDITURES


As at the Quarter Ending December 31, 2023

Department : Other Executive Offices (OEOs)
 Agency/Entity : Philippine Competition Commission
 Operating Unit : < not applicable >
 Organization Code (UACS) : 26 038 0000000
 Fund Cluster : 02 - Foreign Assisted Projects Fund
 (e.g. UACS Fund Cluster: 01-Regular Agency Fund, 02-Foreign Assisted Projects Fund, 03-Special Account-Locally Funded/Domestic Grants Fund, and 04-Special Account-Foreign Assisted/Foreign Grants Fund)

| | |
|---|-----------------------------|
| X | Current Year Appropriations |
| | Supplemental Appropriations |
| | Continuing Appropriations |


| Particulars | UACS CODE | Appropriations | | | Allotments | | | Obligations | | | | | Disbursements | | | | Balances | | | | | | |
|--|------------|---------------------------|---|-------------------------|---------------------|---|-------------|---------------|---------------------|-----------------------------|----------------------------|---------------------------------|--------------------------------|------------------|-----------------------------|----------------------------|---------------------------------|--------------------------------|------------------|---------------------------|------------------------|------------------------------------|----------------------------|
| | | Authorized Appropriations | Adjustments (Transfer To/From, Modifications/Augmentations) | Adjusted Appropriations | Allotments Received | Adjustments (Reductions, Modifications/Augmentations) | Transfer To | Transfer From | Adjusted Allotments | 1st Quarter Ending March 31 | 2nd Quarter Ending June 30 | 3rd Quarter Ending September 30 | 4th Quarter Ending December 31 | Total | 1st Quarter Ending March 31 | 2nd Quarter Ending June 30 | 3rd Quarter Ending September 30 | 4th Quarter Ending December 31 | Total | Unreleased Appropriations | Unobligated Allotments | Unpaid Obligations (15-20)=(23+24) | |
| | | | | | | | | | | | | | | | | | | | | | | Due and Demandable | Not Yet Due and Demandable |
| 1 | 2 | 3 | 4 | 5=(3+4) | 6 | 7 | 8 | 9 | 10=[(6+(-7))-8+9] | 11 | 12 | 13 | 14 | 15=(11+12+13+14) | 16 | 17 | 18 | 19 | 20=(16+17+18+19) | 21=(5-10) | 22=(10-15) | 23 | 24 |
| SUMMARY | | 90,760,000.00 | 0.00 | 90,760,000.00 | 90,760,000.00 | 0.00 | 0.00 | 0.00 | 90,760,000.00 | 0.00 | 1,288,307.25 | 1,482,994.38 | 3,725,070.04 | 6,496,371.67 | 0.00 | 1,287,820.61 | 1,434,008.00 | 1,769,938.09 | 4,491,766.70 | 0.00 | 84,263,628.33 | 2,004,604.97 | 0.00 |
| A. AGENCY SPECIFIC BUDGET | | 90,760,000.00 | 0.00 | 90,760,000.00 | 90,760,000.00 | 0.00 | 0.00 | 0.00 | 90,760,000.00 | 0.00 | 1,288,307.25 | 1,482,994.38 | 3,725,070.04 | 6,496,371.67 | 0.00 | 1,287,820.61 | 1,434,008.00 | 1,769,938.09 | 4,491,766.70 | 0.00 | 84,263,628.33 | 2,004,604.97 | 0.00 |
| Personnel Services | | 10,000,000.00 | 0.00 | 10,000,000.00 | 10,000,000.00 | 0.00 | 0.00 | 0.00 | 10,000,000.00 | 0.00 | 1,288,307.25 | 1,482,994.38 | 3,725,070.04 | 6,496,371.67 | 0.00 | 1,287,820.61 | 1,434,008.00 | 1,769,938.09 | 4,491,766.70 | 0.00 | 3,503,628.33 | 2,004,604.97 | 0.00 |
| Other Compensation | | 10,000,000.00 | 0.00 | 10,000,000.00 | 10,000,000.00 | 0.00 | 0.00 | 0.00 | 10,000,000.00 | 0.00 | 1,288,307.25 | 1,482,994.38 | 3,725,070.04 | 6,496,371.67 | 0.00 | 1,287,820.61 | 1,434,008.00 | 1,769,938.09 | 4,491,766.70 | 0.00 | 3,503,628.33 | 2,004,604.97 | 0.00 |
| Honoraria | 5010210000 | 10,000,000.00 | 0.00 | 10,000,000.00 | 10,000,000.00 | 0.00 | 0.00 | 0.00 | 10,000,000.00 | 0.00 | 1,288,307.25 | 1,482,994.38 | 3,725,070.04 | 6,496,371.67 | 0.00 | 1,287,820.61 | 1,434,008.00 | 1,769,938.09 | 4,491,766.70 | 0.00 | 3,503,628.33 | 2,004,604.97 | 0.00 |
| Honoraria - Civilian | 5010210001 | 10,000,000.00 | 0.00 | 10,000,000.00 | 10,000,000.00 | 0.00 | 0.00 | 0.00 | 10,000,000.00 | 0.00 | 1,288,307.25 | 1,482,994.38 | 3,725,070.04 | 6,496,371.67 | 0.00 | 1,287,820.61 | 1,434,008.00 | 1,769,938.09 | 4,491,766.70 | 0.00 | 3,503,628.33 | 2,004,604.97 | 0.00 |
| Maintenance and Other Operating Expenses | | 80,760,000.00 | 0.00 | 80,760,000.00 | 80,760,000.00 | 0.00 | 0.00 | 0.00 | 80,760,000.00 | 0.00 | 0.00 | 0.00 | 0.00 | 0.00 | 0.00 | 0.00 | 0.00 | 0.00 | 0.00 | 0.00 | 80,760,000.00 | 0.00 | 0.00 |
| Utility Expenses | | 36,000.00 | 0.00 | 36,000.00 | 36,000.00 | 0.00 | 0.00 | 0.00 | 36,000.00 | 0.00 | 0.00 | 0.00 | 0.00 | 0.00 | 0.00 | 0.00 | 0.00 | 0.00 | 0.00 | 0.00 | 36,000.00 | 0.00 | 0.00 |
| Electricity Expenses | 5020402000 | 36,000.00 | 0.00 | 36,000.00 | 36,000.00 | 0.00 | 0.00 | 0.00 | 36,000.00 | 0.00 | 0.00 | 0.00 | 0.00 | 0.00 | 0.00 | 0.00 | 0.00 | 0.00 | 0.00 | 0.00 | 36,000.00 | 0.00 | 0.00 |
| Communication Expenses | | 96,000.00 | 0.00 | 96,000.00 | 96,000.00 | 0.00 | 0.00 | 0.00 | 96,000.00 | 0.00 | 0.00 | 0.00 | 0.00 | 0.00 | 0.00 | 0.00 | 0.00 | 0.00 | 0.00 | 0.00 | 96,000.00 | 0.00 | 0.00 |
| Telephone Expenses | 5020502000 | 96,000.00 | 0.00 | 96,000.00 | 96,000.00 | 0.00 | 0.00 | 0.00 | 96,000.00 | 0.00 | 0.00 | 0.00 | 0.00 | 0.00 | 0.00 | 0.00 | 0.00 | 0.00 | 0.00 | 0.00 | 96,000.00 | 0.00 | 0.00 |
| Mobile | 5020502001 | 48,000.00 | 0.00 | 48,000.00 | 48,000.00 | 0.00 | 0.00 | 0.00 | 48,000.00 | 0.00 | 0.00 | 0.00 | 0.00 | 0.00 | 0.00 | 0.00 | 0.00 | 0.00 | 0.00 | 0.00 | 48,000.00 | 0.00 | 0.00 |
| Landline | 5020502002 | 48,000.00 | 0.00 | 48,000.00 | 48,000.00 | 0.00 | 0.00 | 0.00 | 48,000.00 | 0.00 | 0.00 | 0.00 | 0.00 | 0.00 | 0.00 | 0.00 | 0.00 | 0.00 | 0.00 | 0.00 | 48,000.00 | 0.00 | 0.00 |
| Taxes, Insurance Premiums and Other Fees | | 77,138,000.00 | 0.00 | 77,138,000.00 | 77,138,000.00 | 0.00 | 0.00 | 0.00 | 77,138,000.00 | 0.00 | 0.00 | 0.00 | 0.00 | 0.00 | 0.00 | 0.00 | 0.00 | 0.00 | 0.00 | 0.00 | 77,138,000.00 | 0.00 | 0.00 |
| Taxes, Duties and Licenses | 5021501000 | 77,138,000.00 | 0.00 | 77,138,000.00 | 77,138,000.00 | 0.00 | 0.00 | 0.00 | 77,138,000.00 | 0.00 | 0.00 | 0.00 | 0.00 | 0.00 | 0.00 | 0.00 | 0.00 | 0.00 | 0.00 | 0.00 | 77,138,000.00 | 0.00 | 0.00 |
| Taxes, Duties and Licenses | 5021501001 | 77,138,000.00 | 0.00 | 77,138,000.00 | 77,138,000.00 | 0.00 | 0.00 | 0.00 | 77,138,000.00 | 0.00 | 0.00 | 0.00 | 0.00 | 0.00 | 0.00 | 0.00 | 0.00 | 0.00 | 0.00 | 0.00 | 77,138,000.00 | 0.00 | 0.00 |
| Other Maintenance and Operating Expenses | | 3,490,000.00 | 0.00 | 3,490,000.00 | 3,490,000.00 | 0.00 | 0.00 | 0.00 | 3,490,000.00 | 0.00 | 0.00 | 0.00 | 0.00 | 0.00 | 0.00 | 0.00 | 0.00 | 0.00 | 0.00 | 0.00 | 3,490,000.00 | 0.00 | 0.00 |
| Representation Expenses | 5029903000 | 341,000.00 | 0.00 | 341,000.00 | 341,000.00 | 0.00 | 0.00 | 0.00 | 341,000.00 | 0.00 | 0.00 | 0.00 | 0.00 | 0.00 | 0.00 | 0.00 | 0.00 | 0.00 | 0.00 | 0.00 | 341,000.00 | 0.00 | 0.00 |
| Rent/Lease Expenses | 5029905000 | 3,149,000.00 | 0.00 | 3,149,000.00 | 3,149,000.00 | 0.00 | 0.00 | 0.00 | 3,149,000.00 | 0.00 | 0.00 | 0.00 | 0.00 | 0.00 | 0.00 | 0.00 | 0.00 | 0.00 | 0.00 | 0.00 | 3,149,000.00 | 0.00 | 0.00 |
| Rents - Building and Structures | 5029905001 | 3,149,000.00 | 0.00 | 3,149,000.00 | 3,149,000.00 | 0.00 | 0.00 | 0.00 | 3,149,000.00 | 0.00 | 0.00 | 0.00 | 0.00 | 0.00 | 0.00 | 0.00 | 0.00 | 0.00 | 0.00 | 0.00 | 3,149,000.00 | 0.00 | 0.00 |
| GRAND TOTAL | | 90,760,000.00 | 0.00 | 90,760,000.00 | 90,760,000.00 | 0.00 | 0.00 | 0.00 | 90,760,000.00 | 0.00 | 1,288,307.25 | 1,482,994.38 | 3,725,070.04 | 6,496,371.67 | 0.00 | 1,287,820.61 | 1,434,008.00 | 1,769,938.09 | 4,491,766.70 | 0.00 | 84,263,628.33 | 2,004,604.97 | 0.00 |

Certified Correct:

 BERNARD L. TIMONAS
 Chief Administrative Officer, Budget Division
 Date: January 29, 2024 11:22 AM

Certified Correct:

 JONATHAN P. MONTENEGRO
 Chief Accountant, Accounting Division
 Date: January 29, 2024 11:22 AM

Recommending Approval By:


 Date: January 29, 2024 11:22 AM


Approved By:

 ATTY. OREP MELVIN B. BASAS
 Director IV, FPMS
 Date: January 29, 2024 03:49 PM

Department : Other Executive Offices (OEOs)
 Agency/Entity : Philippine Competition Commission
 Operating Unit : < not applicable >
 Organization Code (UACS) : 26 038 0000000
 Fund Cluster : 02 - Foreign Assisted Projects Fund
 (e.g. UACS Fund Cluster: 01-Regular Agency Fund, 02-Foreign Assisted Projects Fund, 03-Special Account-Locally Funded/Domestic Grants Fund, and 04-Special Account-Foreign Assisted/Foreign Grants Fund)

| | |
|---|-----------------------------|
| | Current Year Appropriations |
| | Supplemental Appropriations |
| X | Continuing Appropriations |


| Particulars | UACS CODE | Appropriations | | | Allotments | | | Obligations | | | | | Disbursements | | | | Balances | | | | | | |
|-------------|-----------|---------------------------|---|-------------------------|---------------------|---|-------------|---------------|---------------------|-----------------------------|----------------------------|---------------------------------|--------------------------------|------------------|-----------------------------|----------------------------|---------------------------------|--------------------------------|------------------|---------------------------|------------------------|------------------------------------|----------------------------|
| | | Authorized Appropriations | Adjustments (Transfer To/From, Modifications/Augmentations) | Adjusted Appropriations | Allotments Received | Adjustments (Reductions, Modifications/Augmentations) | Transfer To | Transfer From | Adjusted Allotments | 1st Quarter Ending March 31 | 2nd Quarter Ending June 30 | 3rd Quarter Ending September 30 | 4th Quarter Ending December 31 | Total | 1st Quarter Ending March 31 | 2nd Quarter Ending June 30 | 3rd Quarter Ending September 30 | 4th Quarter Ending December 31 | Total | Unreleased Appropriations | Unobligated Allotments | Unpaid Obligations (15-20)=(23+24) | |
| | | | | | | | | | | | | | | | | | | | | | | Due and Demandable | Not Yet Due and Demandable |
| 1 | 2 | 3 | 4 | 5=(3+4) | 6 | 7 | 8 | 9 | 10=[(6+(-)7)-8+9] | 11 | 12 | 13 | 14 | 15=(11+12+13+14) | 16 | 17 | 18 | 19 | 20=(16+17+18+19) | 21=(5-10) | 22=(10-15) | 23 | 24 |
| GRAND TOTAL | | 302,662,046.91 | 0.00 | 302,662,046.91 | 302,662,046.91 | 0.00 | 0.00 | 0.00 | 302,662,046.91 | 22,665,068.07 | 12,301,085.31 | 31,453,447.35 | 42,197,573.02 | 108,617,173.75 | 8,386,508.24 | 8,138,162.44 | 20,159,094.08 | 44,105,206.27 | 80,789,971.03 | 0.00 | 194,044,873.16 | 8,460,358.96 | 19,367,843.76 |

Certified Correct:

 BERWARD L. TINONAS
 Chief Administrative Officer, Budget Division
 Date: January 29, 2024 11:22 AM

Certified Correct:

 GIANATHAN P. MONTENEGRO
 Chief Accountant, Accounting Division
 Date: January 29, 2024 11:22 AM

Recommending Approval By:

 Date: January 29, 2024 11:22 AM

Approved By:

 ATTY. JOSEPH MELVIN B. BASAS
 Director IV, FPMSO
 Date: January 29, 2024 03:49 PM