

MONTHLY REPORT OF DISBURSEMENTS
For the month of November 2023


Department : Other Executive Offices
 Agency/Entity : Philippine Competition Commission
 Operating Unit : < not applicable >
 Organization Code (UACS) : 26 038 000000
 Fund Cluster : 01 - Regular Agency Fund


Particulars	Current Year Budget					Prior Year's Budget											Trust Liabilities				Grand Total					Remarks		
	PS	MOOE	FinEx	CO	TOTAL	Prior Year's Accounts Payable					Current Year's Accounts Payable					SUB-TOTAL	TOTAL	PS	MOOE	CO	TOTAL	PS	MOOE	FinEx	CO		TOTAL	
						PS	MOOE	FinEx	CO	Sub-Total	PS	MOOE	FinEx	CO	Sub-Total													PS
1	2	3	4	5	6=(2+3+4+5)	7	8	9	10	11=(7+8+9+10)	12	13	14	15	16=(12+13+14+15)	17=(11+16)	18=(6+17)	19	20	21	22=(19+20+21)	23	24	25	26	27=(23+24+25+26)	28	
CASH DISBURSEMENTS	27,487,358.05	13,825,601.76	0.00	3,372,868.89	44,685,828.70	0.00	12,321.43	0.00	0.00	12,321.43	0.00	0.00	0.00	0.00	12,321.43	44,698,150.13	0.00	0.00	0.00	0.00	27,487,358.05	13,837,923.19	0.00	3,372,868.89	44,698,150.13			
Notice of Cash Allocation (NCA)	27,487,358.05	13,825,601.76	0.00	3,372,868.89	44,685,828.70	0.00	12,321.43	0.00	0.00	12,321.43	0.00	0.00	0.00	0.00	12,321.43	44,698,150.13	0.00	0.00	0.00	0.00	27,487,358.05	13,837,923.19	0.00	3,372,868.89	44,698,150.13			
MDS Checks Issued	21,203,021.94	10,356,784.02	0.00	3,372,868.89	34,932,674.85	0.00	12,321.43	0.00	0.00	12,321.43	0.00	0.00	0.00	0.00	12,321.43	34,944,996.28	0.00	0.00	0.00	0.00	21,203,021.94	10,369,105.45	0.00	3,372,868.89	34,944,996.28			
Advice to Debit Account	6,284,336.11	3,468,817.74	0.00	0.00	9,753,153.85	0.00	0.00	0.00	0.00	0.00	0.00	0.00	0.00	0.00	0.00	9,753,153.85	0.00	0.00	0.00	0.00	6,284,336.11	3,468,817.74	0.00	0.00	9,753,153.85			
Notice of Transfer Allocations (NTA)	0.00	0.00	0.00	0.00	0.00	0.00	0.00	0.00	0.00	0.00	0.00	0.00	0.00	0.00	0.00	0.00	0.00	0.00	0.00	0.00	0.00	0.00	0.00	0.00	0.00	0.00		
MDS Checks Issued	0.00	0.00	0.00	0.00	0.00	0.00	0.00	0.00	0.00	0.00	0.00	0.00	0.00	0.00	0.00	0.00	0.00	0.00	0.00	0.00	0.00	0.00	0.00	0.00	0.00	0.00	0.00	
Advice to Debit Account	0.00	0.00	0.00	0.00	0.00	0.00	0.00	0.00	0.00	0.00	0.00	0.00	0.00	0.00	0.00	0.00	0.00	0.00	0.00	0.00	0.00	0.00	0.00	0.00	0.00	0.00	0.00	
Working Fund for FAPs	0.00	0.00	0.00	0.00	0.00	0.00	0.00	0.00	0.00	0.00	0.00	0.00	0.00	0.00	0.00	0.00	0.00	0.00	0.00	0.00	0.00	0.00	0.00	0.00	0.00	0.00	0.00	
Cash Disbursement Ceiling (CDC)	0.00	0.00	0.00	0.00	0.00	0.00	0.00	0.00	0.00	0.00	0.00	0.00	0.00	0.00	0.00	0.00	0.00	0.00	0.00	0.00	0.00	0.00	0.00	0.00	0.00	0.00	0.00	
TOTAL CASH DISBURSEMENTS	27,487,358.05	13,825,601.76	0.00	3,372,868.89	44,685,828.70	0.00	12,321.43	0.00	0.00	12,321.43	0.00	0.00	0.00	0.00	12,321.43	44,698,150.13	0.00	0.00	0.00	0.00	27,487,358.05	13,837,923.19	0.00	3,372,868.89	44,698,150.13			
NON-CASH DISBURSEMENTS	3,026,919.90	1,334,672.73	0.00	190,917.11	4,552,509.74	0.00	2,678.57	0.00	0.00	2,678.57	0.00	0.00	0.00	0.00	2,678.57	4,555,188.31	0.00	0.00	0.00	0.00	3,026,919.90	1,337,351.30	0.00	190,917.11	4,555,188.31			
Tax Remittance Advices Issued (TRA)	3,026,919.90	1,334,672.73	0.00	190,917.11	4,552,509.74	0.00	2,678.57	0.00	0.00	2,678.57	0.00	0.00	0.00	0.00	2,678.57	4,555,188.31	0.00	0.00	0.00	0.00	3,026,919.90	1,337,351.30	0.00	190,917.11	4,555,188.31			
Non-Cash Availment Authority (NCAA)	0.00	0.00	0.00	0.00	0.00	0.00	0.00	0.00	0.00	0.00	0.00	0.00	0.00	0.00	0.00	0.00	0.00	0.00	0.00	0.00	0.00	0.00	0.00	0.00	0.00	0.00	0.00	
Disbursements effected through outright deductions from claims (please specify...)	0.00	0.00	0.00	0.00	0.00	0.00	0.00	0.00	0.00	0.00	0.00	0.00	0.00	0.00	0.00	0.00	0.00	0.00	0.00	0.00	0.00	0.00	0.00	0.00	0.00	0.00	0.00	
Overpayment of expenses(e.g. personnel benefits)	0.00	0.00	0.00	0.00	0.00	0.00	0.00	0.00	0.00	0.00	0.00	0.00	0.00	0.00	0.00	0.00	0.00	0.00	0.00	0.00	0.00	0.00	0.00	0.00	0.00	0.00	0.00	
Restitution for loss of government property	0.00	0.00	0.00	0.00	0.00	0.00	0.00	0.00	0.00	0.00	0.00	0.00	0.00	0.00	0.00	0.00	0.00	0.00	0.00	0.00	0.00	0.00	0.00	0.00	0.00	0.00	0.00	
Liquidated damages and similar claims	0.00	0.00	0.00	0.00	0.00	0.00	0.00	0.00	0.00	0.00	0.00	0.00	0.00	0.00	0.00	0.00	0.00	0.00	0.00	0.00	0.00	0.00	0.00	0.00	0.00	0.00	0.00	
Others (TEF, BTR-Documentary Stamp Tax, etc.)	0.00	0.00	0.00	0.00	0.00	0.00	0.00	0.00	0.00	0.00	0.00	0.00	0.00	0.00	0.00	0.00	0.00	0.00	0.00	0.00	0.00	0.00	0.00	0.00	0.00	0.00	0.00	
TOTAL NON-CASH DISBURSEMENTS	3,026,919.90	1,334,672.73	0.00	190,917.11	4,552,509.74	0.00	2,678.57	0.00	0.00	2,678.57	0.00	0.00	0.00	0.00	2,678.57	4,555,188.31	0.00	0.00	0.00	0.00	3,026,919.90	1,337,351.30	0.00	190,917.11	4,555,188.31			
GRAND TOTAL	30,514,277.95	15,160,274.49	0.00	3,563,786.00	49,238,338.44	0.00	15,000.00	0.00	0.00	15,000.00	0.00	0.00	0.00	0.00	15,000.00	49,253,338.44	0.00	0.00	0.00	0.00	30,514,277.95	15,175,274.49	0.00	3,563,786.00	49,253,338.44			

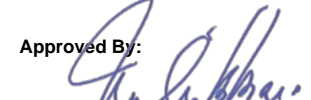
SUMMARY

Particulars (1)	Previous Report (2)	This Month (3)	As at Date (4)
Total Disbursement Authorities Received	533,995,748.85	53,832,188.31	587,827,937.16
NCA	501,090,984.00	49,277,000.00	550,367,984.00
NTA	0.00	0.00	0.00
Working Fund	0.00	0.00	0.00
TRA	32,904,764.85	4,555,188.31	37,459,953.16
CDC	0.00	0.00	0.00
NCAA	0.00	0.00	0.00
Less: Notice of Transfer of Allocations (NTA)* issued	0.00	0.00	0.00
Total Disbursement Authorities Available	533,995,748.85	53,832,188.31	587,827,937.16
Less:	0.00	0.00	0.00
Lapsed NCA	67,431,068.24	0.00	67,431,068.24
Disbursements	397,502,348.62	49,253,338.44	446,755,687.06
Less: Other Non-Cash Disbursements	0.00	0.00	0.00
Disbursements effected through outright deductions from claims	0.00	0.00	0.00
Overpayment of expenses(e.g. personnel benefits)	0.00	0.00	0.00
Restitution for loss of government property	0.00	0.00	0.00
Liquidated damages and similar claims	0.00	0.00	0.00
Others (e.g. TEF, BTR, Docs Stamp, etc.)	0.00	0.00	0.00
Add/Less: Adjustments (e.g. cancelled/staled checks)	0.00	0.00	0.00
Balance of Disbursement Authorities as at date	69,062,331.99	4,578,849.87	73,641,181.86
Total Disbursements Program	880,004,000.00	93,044,000.00	973,048,000.00
Less: *Actual Disbursements	397,502,348.62	49,253,338.44	446,755,687.06
(Over)/Under spending	482,501,651.38	43,790,661.56	526,292,312.94

Notes: * The use of NTA is discouraged
 Notes: ** Amounts should tally with the grand total disbursemt (column 27).

Certified Correct:

 EMILY ROSELY SALANO
 Accountant
 Date: December 6, 2023 10:41 AM

Recommended Approval:

 REUBEN CONKHAN P. MONTENEGRO
 Chief Accountant
 Date: December 6, 2023 10:41 AM

Approved By:

 ATTY. JOSEPH MELVIN B. BASAS
 Director IV, FPMO
 Date: December 6, 2023 01:40 PM

MONTHLY REPORT OF DISBURSEMENTS
For the month of November 2023


Department :Other Executive Offices
Agency/Entity :Philippine Competition Commission
Operating Unit :< not applicable >
Organization Code (UACS) :26 038 000000
Fund Cluster :02 - Foreign Assisted Projects Fund


Particulars	Current Year Budget					Prior Year's Budget											Trust Liabilities				Grand Total					Remarks		
	PS	MOOE	FinEx	CO	TOTAL	Prior Year's Accounts Payable					Current Year's Accounts Payable					SUB-TOTAL	TOTAL	PS	MOOE	CO	TOTAL	PS	MOOE	FinEx	CO		TOTAL	
						PS	MOOE	FinEx	CO	Sub-Total	PS	MOOE	FinEx	CO	Sub-Total													PS
1	2	3	4	5	6=(2+3+4+5)	7	8	9	10	11=(7+8+9+10)	12	13	14	15	16=(12+13+14+15)	17=(11+16)	18=(6+17)	19	20	21	22=(19+20+21)	23	24	25	26	27=(23+24+25+26)	28	
CASH DISBURSEMENTS	0.00	0.00	0.00	0.00	0.00	0.00	0.00	0.00	0.00	0.00	0.00	21,628,986.54	0.00	3,516,999.55	25,145,986.09	25,145,986.09	25,145,986.09	0.00	0.00	0.00	0.00	0.00	0.00	21,628,986.54	0.00	3,516,999.55	25,145,986.09	
Notice of Cash Allocation (NCA)	0.00	0.00	0.00	0.00	0.00	0.00	0.00	0.00	0.00	0.00	0.00	21,628,986.54	0.00	3,516,999.55	25,145,986.09	25,145,986.09	25,145,986.09	0.00	0.00	0.00	0.00	0.00	0.00	21,628,986.54	0.00	3,516,999.55	25,145,986.09	
MDS Checks Issued	0.00	0.00	0.00	0.00	0.00	0.00	0.00	0.00	0.00	0.00	0.00	21,535,707.72	0.00	3,516,999.55	25,052,707.27	25,052,707.27	25,052,707.27	0.00	0.00	0.00	0.00	0.00	0.00	21,535,707.72	0.00	3,516,999.55	25,052,707.27	
Advice to Debit Account	0.00	0.00	0.00	0.00	0.00	0.00	0.00	0.00	0.00	0.00	0.00	93,278.82	0.00	0.00	93,278.82	93,278.82	93,278.82	0.00	0.00	0.00	0.00	0.00	0.00	93,278.82	0.00	0.00	93,278.82	
Notice of Transfer Allocations (NTA)	0.00	0.00	0.00	0.00	0.00	0.00	0.00	0.00	0.00	0.00	0.00	0.00	0.00	0.00	0.00	0.00	0.00	0.00	0.00	0.00	0.00	0.00	0.00	0.00	0.00	0.00	0.00	0.00
MDS Checks Issued	0.00	0.00	0.00	0.00	0.00	0.00	0.00	0.00	0.00	0.00	0.00	0.00	0.00	0.00	0.00	0.00	0.00	0.00	0.00	0.00	0.00	0.00	0.00	0.00	0.00	0.00	0.00	0.00
Advice to Debit Account	0.00	0.00	0.00	0.00	0.00	0.00	0.00	0.00	0.00	0.00	0.00	0.00	0.00	0.00	0.00	0.00	0.00	0.00	0.00	0.00	0.00	0.00	0.00	0.00	0.00	0.00	0.00	0.00
Working Fund for FAPs	0.00	0.00	0.00	0.00	0.00	0.00	0.00	0.00	0.00	0.00	0.00	0.00	0.00	0.00	0.00	0.00	0.00	0.00	0.00	0.00	0.00	0.00	0.00	0.00	0.00	0.00	0.00	0.00
Cash Disbursement Ceiling (CDC)	0.00	0.00	0.00	0.00	0.00	0.00	0.00	0.00	0.00	0.00	0.00	0.00	0.00	0.00	0.00	0.00	0.00	0.00	0.00	0.00	0.00	0.00	0.00	0.00	0.00	0.00	0.00	0.00
TOTAL CASH DISBURSEMENTS	0.00	0.00	0.00	0.00	0.00	0.00	0.00	0.00	0.00	0.00	0.00	21,628,986.54	0.00	3,516,999.55	25,145,986.09	25,145,986.09	25,145,986.09	0.00	0.00	0.00	0.00	0.00	0.00	21,628,986.54	0.00	3,516,999.55	25,145,986.09	
NON-CASH DISBURSEMENTS	0.00	0.00	0.00	0.00	0.00	0.00	0.00	0.00	0.00	0.00	0.00	0.00	0.00	0.00	0.00	0.00	0.00	0.00	0.00	0.00	0.00	0.00	0.00	0.00	0.00	0.00	0.00	0.00
Tax Remittance Advices Issued (TRA)	0.00	0.00	0.00	0.00	0.00	0.00	0.00	0.00	0.00	0.00	0.00	0.00	0.00	0.00	0.00	0.00	0.00	0.00	0.00	0.00	0.00	0.00	0.00	0.00	0.00	0.00	0.00	0.00
Non-Cash Availment Authority (NCAA)	0.00	0.00	0.00	0.00	0.00	0.00	0.00	0.00	0.00	0.00	0.00	0.00	0.00	0.00	0.00	0.00	0.00	0.00	0.00	0.00	0.00	0.00	0.00	0.00	0.00	0.00	0.00	0.00
Disbursements effected through outright deductions from claims (please specify...)	0.00	0.00	0.00	0.00	0.00	0.00	0.00	0.00	0.00	0.00	0.00	0.00	0.00	0.00	0.00	0.00	0.00	0.00	0.00	0.00	0.00	0.00	0.00	0.00	0.00	0.00	0.00	0.00
Overpayment of expenses(e.g. personnel benefits)	0.00	0.00	0.00	0.00	0.00	0.00	0.00	0.00	0.00	0.00	0.00	0.00	0.00	0.00	0.00	0.00	0.00	0.00	0.00	0.00	0.00	0.00	0.00	0.00	0.00	0.00	0.00	0.00
Restitution for loss of government property	0.00	0.00	0.00	0.00	0.00	0.00	0.00	0.00	0.00	0.00	0.00	0.00	0.00	0.00	0.00	0.00	0.00	0.00	0.00	0.00	0.00	0.00	0.00	0.00	0.00	0.00	0.00	0.00
Liquidated damages and similar claims	0.00	0.00	0.00	0.00	0.00	0.00	0.00	0.00	0.00	0.00	0.00	0.00	0.00	0.00	0.00	0.00	0.00	0.00	0.00	0.00	0.00	0.00	0.00	0.00	0.00	0.00	0.00	0.00
Others (TEF, BTR-Documentary Stamp Tax, etc.)	0.00	0.00	0.00	0.00	0.00	0.00	0.00	0.00	0.00	0.00	0.00	0.00	0.00	0.00	0.00	0.00	0.00	0.00	0.00	0.00	0.00	0.00	0.00	0.00	0.00	0.00	0.00	0.00
TOTAL NON-CASH DISBURSEMENTS	0.00	0.00	0.00	0.00	0.00	0.00	0.00	0.00	0.00	0.00	0.00	0.00	0.00	0.00	0.00	0.00	0.00	0.00	0.00	0.00	0.00	0.00	0.00	0.00	0.00	0.00	0.00	0.00
GRAND TOTAL	0.00	0.00	0.00	0.00	0.00	0.00	0.00	0.00	0.00	0.00	0.00	21,628,986.54	0.00	3,516,999.55	25,145,986.09	25,145,986.09	25,145,986.09	0.00	0.00	0.00	0.00	0.00	0.00	21,628,986.54	0.00	3,516,999.55	25,145,986.09	


SUMMARY

Particulars (1)	Previous Report (2)	This Month (3)	As at Date (4)
Total Disbursement Authorities Received	165,730,770.21	0.00	165,730,770.21
NCA	165,730,770.21	0.00	165,730,770.21
NTA	0.00	0.00	0.00
Working Fund	0.00	0.00	0.00
TRA	0.00	0.00	0.00
CDC	0.00	0.00	0.00
NCAA	0.00	0.00	0.00
Less: Notice of Transfer of Allocations (NTA)* issued	0.00	0.00	0.00
Total Disbursement Authorities Available	165,730,770.21	0.00	165,730,770.21
Less:	0.00	0.00	0.00
Lapsed NCA	0.00	0.00	0.00
Disbursements	62,200,934.06	25,145,986.09	87,346,920.15
Less: Other Non-Cash Disbursements	229,622.22	69,691.42	299,313.64
Disbursements effected through outright deductions from claims	229,622.22	69,691.42	299,313.64
Overpayment of expenses(e.g. personnel benefits)	229,622.22	69,691.42	299,313.64
Restitution for loss of government property	0.00	0.00	0.00
Liquidated damages and similar claims	0.00	0.00	0.00
Others (e.g. TEF, BTR, Docs Stamp, etc.)	0.00	0.00	0.00
Add/Less: Adjustments (e.g. cancelled/staled checks)	(180.00)	0.00	(180.00)
Balance of Disbursement Authorities as at date	103,759,278.37	(25,076,294.67)	78,682,983.70
Total Disbursements Program	165,730,770.21	0.00	165,730,770.21
Less: *Actual Disbursements	61,971,491.84	25,076,294.67	87,047,786.51
(Over)/Under spending	103,759,278.37	(25,076,294.67)	78,682,983.70

Notes: * The use of NTA is discouraged
 Notes: ** Amounts should tally with the grand total disbursemt (column 27).

Certified Correct:

 EMILY ROSELY SALANO
 Accountant
 Date: December 6, 2023 10:41 AM

Recommended Approval:

 REUBEN CONKHAN P. MONTENEGRO
 Chief Accountant
 Date: December 6, 2023 10:41 AM

Approved By:

 ATTY. JOSEPH MELVIN B. BASAS
 Director IV, FPMO
 Date: December 6, 2023 01:40 PM

MONTHLY REPORT OF DISBURSEMENTS
For the month of November 2023

Department :Other Executive Offices
Agency/Entity :Philippine Competition Commission
Operating Unit :< not applicable >
Organization Code (UACS) :26 038 000000
Fund Cluster :07 - Trust Receipts

Table with columns for Particulars, Current Year Budget (PS, MOOE, FinEx, CO, TOTAL), Prior Year's Budget (Accounts Payable, SUB-TOTAL), Trust Liabilities (PS, MOOE, CO, TOTAL), Grand Total (PS, MOOE, FinEx, CO, TOTAL), and Remarks. Includes rows for CASH DISBURSEMENTS, NON-CASH DISBURSEMENTS, and GRAND TOTAL.

SUMMARY table with columns: Particulars (1), Previous Report (2), This Month (3), As at Date (4). Rows include Total Disbursement Authorities Received, Less: Notice of Transfer of Allocations (NTA) issued, Total Disbursement Authorities Available, Less: Lapsed NCA, Disbursements, Less: Other Non-Cash Disbursements, Add/Less: Adjustments (e.g. cancelled/staled checks), Balance of Disbursement Authorities as at date, Total Disbursements Program, Less: *Actual Disbursements, (Over)/Under spending.

Certified Correct:
EMILY ROSELY SALANO
Accountant
Date: December 6, 2023 10:41 AM

Recommended Approval:
REUBEN WILSON MONTENEGRO
Chief Accountant
Date: December 6, 2023 10:41 AM

Approved By:
ATTY. JOSEPH MELVIN B. BASAS
Director IV, FPMO
Date: December 6, 2023 01:40 PM