

MONTHLY REPORT OF DISBURSEMENTS
For the month of July 2023


Department : Other Executive Offices
Agency/Entity : Philippine Competition Commission
Operating Unit : < not applicable >
Organization Code (UACS) : 26 038 000000
Fund Cluster : 01 - Regular Agency Fund


Particulars	Current Year Budget					Prior Year's Budget											Trust Liabilities				Grand Total					Remarks	
	PS	MOOE	FinEx	CO	TOTAL	Prior Year's Accounts Payable					Current Year's Accounts Payable					SUB-TOTAL	TOTAL	PS	MOOE	CO	TOTAL	PS	MOOE	FinEx	CO		TOTAL
						PS	MOOE	FinEx	CO	Sub-Total	PS	MOOE	FinEx	CO	Sub-Total												
1	2	3	4	5	6=(2+3+4+5)	7	8	9	10	11=(7+8+9+10)	12	13	14	15	16=(12+13+14+15)	17=(11+16)	18=(6+17)	19	20	21	22=(19+20+21)	23	24	25	26	27=(23+24+25+26)	28
CASH DISBURSEMENTS	21,901,442.48	3,555,962.20	0.00	0.00	25,457,404.68	0.00	955,167.50	0.00	0.00	955,167.50	0.00	0.00	0.00	0.00	955,167.50	26,412,572.18	0.00	0.00	0.00	0.00	21,901,442.48	4,511,129.70	0.00	0.00	26,412,572.18		
Notice of Cash Allocation (NCA)	21,901,442.48	3,555,962.20	0.00	0.00	25,457,404.68	0.00	955,167.50	0.00	0.00	955,167.50	0.00	0.00	0.00	0.00	955,167.50	26,412,572.18	0.00	0.00	0.00	0.00	21,901,442.48	4,511,129.70	0.00	0.00	26,412,572.18		
MDS Checks Issued	9,972,216.67	2,085,437.84	0.00	0.00	12,057,654.51	0.00	926,314.34	0.00	0.00	926,314.34	0.00	0.00	0.00	0.00	926,314.34	12,983,968.85	0.00	0.00	0.00	0.00	9,972,216.67	3,011,752.18	0.00	0.00	12,983,968.85		
Advice to Debit Account	11,929,225.81	1,470,524.36	0.00	0.00	13,399,750.17	0.00	28,853.16	0.00	0.00	28,853.16	0.00	0.00	0.00	0.00	28,853.16	13,428,603.33	0.00	0.00	0.00	0.00	11,929,225.81	1,499,377.52	0.00	0.00	13,428,603.33		
Notice of Transfer Allocations (NTA)	0.00	0.00	0.00	0.00	0.00	0.00	0.00	0.00	0.00	0.00	0.00	0.00	0.00	0.00	0.00	0.00	0.00	0.00	0.00	0.00	0.00	0.00	0.00	0.00	0.00	0.00	0.00
MDS Checks Issued	0.00	0.00	0.00	0.00	0.00	0.00	0.00	0.00	0.00	0.00	0.00	0.00	0.00	0.00	0.00	0.00	0.00	0.00	0.00	0.00	0.00	0.00	0.00	0.00	0.00	0.00	0.00
Advice to Debit Account	0.00	0.00	0.00	0.00	0.00	0.00	0.00	0.00	0.00	0.00	0.00	0.00	0.00	0.00	0.00	0.00	0.00	0.00	0.00	0.00	0.00	0.00	0.00	0.00	0.00	0.00	0.00
Working Fund for FAPs	0.00	0.00	0.00	0.00	0.00	0.00	0.00	0.00	0.00	0.00	0.00	0.00	0.00	0.00	0.00	0.00	0.00	0.00	0.00	0.00	0.00	0.00	0.00	0.00	0.00	0.00	0.00
Cash Disbursement Ceiling (CDC)	0.00	0.00	0.00	0.00	0.00	0.00	0.00	0.00	0.00	0.00	0.00	0.00	0.00	0.00	0.00	0.00	0.00	0.00	0.00	0.00	0.00	0.00	0.00	0.00	0.00	0.00	0.00
TOTAL CASH DISBURSEMENTS	21,901,442.48	3,555,962.20	0.00	0.00	25,457,404.68	0.00	955,167.50	0.00	0.00	955,167.50	0.00	0.00	0.00	0.00	955,167.50	26,412,572.18	0.00	0.00	0.00	0.00	21,901,442.48	4,511,129.70	0.00	0.00	26,412,572.18		
NON-CASH DISBURSEMENTS	2,623,041.27	441,953.73	0.00	0.00	3,064,995.00	0.00	116,371.98	0.00	0.00	116,371.98	0.00	0.00	0.00	0.00	116,371.98	3,181,366.98	0.00	0.00	0.00	0.00	2,623,041.27	558,325.71	0.00	0.00	3,181,366.98		
Tax Remittance Advices Issued (TRA)	2,623,041.27	441,953.73	0.00	0.00	3,064,995.00	0.00	116,371.98	0.00	0.00	116,371.98	0.00	0.00	0.00	0.00	116,371.98	3,181,366.98	0.00	0.00	0.00	0.00	2,623,041.27	558,325.71	0.00	0.00	3,181,366.98		
Non-Cash Availment Authority (NCAA)	0.00	0.00	0.00	0.00	0.00	0.00	0.00	0.00	0.00	0.00	0.00	0.00	0.00	0.00	0.00	0.00	0.00	0.00	0.00	0.00	0.00	0.00	0.00	0.00	0.00	0.00	0.00
Disbursements effected through outright deductions from claims (please specify...)	0.00	0.00	0.00	0.00	0.00	0.00	0.00	0.00	0.00	0.00	0.00	0.00	0.00	0.00	0.00	0.00	0.00	0.00	0.00	0.00	0.00	0.00	0.00	0.00	0.00	0.00	0.00
Overpayment of expenses(e.g. personnel benefits)	0.00	0.00	0.00	0.00	0.00	0.00	0.00	0.00	0.00	0.00	0.00	0.00	0.00	0.00	0.00	0.00	0.00	0.00	0.00	0.00	0.00	0.00	0.00	0.00	0.00	0.00	0.00
Restitution for loss of government property	0.00	0.00	0.00	0.00	0.00	0.00	0.00	0.00	0.00	0.00	0.00	0.00	0.00	0.00	0.00	0.00	0.00	0.00	0.00	0.00	0.00	0.00	0.00	0.00	0.00	0.00	0.00
Liquidated damages and similar claims	0.00	0.00	0.00	0.00	0.00	0.00	0.00	0.00	0.00	0.00	0.00	0.00	0.00	0.00	0.00	0.00	0.00	0.00	0.00	0.00	0.00	0.00	0.00	0.00	0.00	0.00	0.00
Others (TEF, BTR, Documentary Stamp Tax, etc.)	0.00	0.00	0.00	0.00	0.00	0.00	0.00	0.00	0.00	0.00	0.00	0.00	0.00	0.00	0.00	0.00	0.00	0.00	0.00	0.00	0.00	0.00	0.00	0.00	0.00	0.00	0.00
TOTAL NON-CASH DISBURSEMENTS	2,623,041.27	441,953.73	0.00	0.00	3,064,995.00	0.00	116,371.98	0.00	0.00	116,371.98	0.00	0.00	0.00	0.00	116,371.98	3,181,366.98	0.00	0.00	0.00	0.00	2,623,041.27	558,325.71	0.00	0.00	3,181,366.98		
GRAND TOTAL	24,524,483.75	3,997,915.93	0.00	0.00	28,522,399.68	0.00	1,071,539.48	0.00	0.00	1,071,539.48	0.00	0.00	0.00	0.00	1,071,539.48	29,593,939.16	0.00	0.00	0.00	0.00	24,524,483.75	5,069,455.41	0.00	0.00	29,593,939.16		


SUMMARY

Particulars (1)	Previous Report (2)	This Month (3)	As at Date (4)
Total Disbursement Authorities Received	293,766,586.52	73,096,239.98	366,862,826.50
NCA	272,094,051.00	69,914,873.00	342,008,924.00
NTA	0.00	0.00	0.00
Working Fund	0.00	0.00	0.00
TRA	21,672,535.52	3,181,366.98	24,853,902.50
CDC	0.00	0.00	0.00
NCAA	0.00	0.00	0.00
Less: Notice of Transfer of Allocations (NTA)* issued	0.00	0.00	0.00
Total Disbursement Authorities Available	293,766,586.52	73,096,239.98	366,862,826.50
Less:	0.00	0.00	0.00
Lapsed NCA	37,047,908.71	0.00	37,047,908.71
Disbursements	256,718,677.81	29,593,939.16	286,312,616.97
Less: Other Non-Cash Disbursements	0.00	0.00	0.00
Disbursements effected through outright deductions from claims	0.00	0.00	0.00
Overpayment of expenses(e.g. personnel benefits)	0.00	0.00	0.00
Restitution for loss of government property	0.00	0.00	0.00
Liquidated damages and similar claims	0.00	0.00	0.00
Others (e.g. TEF, BTR, Docs Stamp, etc.)	0.00	0.00	0.00
Add/Less: Adjustments (e.g. cancelled/staled checks)	0.00	0.00	0.00
Balance of Disbursement Authorities as at date	0.00	43,502,300.82	43,502,300.82
Total Disbursements Program	494,863,000.00	92,783,000.00	587,646,000.00
Less: *Actual Disbursements	256,718,677.81	29,593,939.16	286,312,616.97
(Over)/Under spending	238,144,322.19	63,189,060.84	301,333,383.03

Notes: * The use of NTA is discouraged
 Notes: ** Amounts should tally with the grand total disbursemt (column 27).

Certified Correct:

 EMILY ROSE SALANO
 Accountant
 Date: August 8, 2023 03:07 PM

Recommended Approval:

 REUBEN ARVIN P. MORALES
 Chief Accountant
 Date: August 8, 2023 03:00 PM

Approved By:

 ATTY. JOSEPH MELVIN B. BASAS
 Director IV, FPMO
 Date: August 8, 2023 06:18 PM

MONTHLY REPORT OF DISBURSEMENTS
For the month of July 2023


Department :Other Executive Offices
 Agency/Entity :Philippine Competition Commission
 Operating Unit :< not applicable >
 Organization Code (UACS) :26 038 000000
 Fund Cluster :07 - Trust Receipts


Particulars	Current Year Budget					Prior Year's Budget											SUB-TOTAL	Trust Liabilities				Grand Total					Remarks	
	PS	MOOE	FinEx	CO	TOTAL	Prior Year's Accounts Payable					Current Year's Accounts Payable					TOTAL		PS	MOOE	CO	TOTAL	PS	MOOE	FinEx	CO	TOTAL		
						PS	MOOE	FinEx	CO	Sub-Total	PS	MOOE	FinEx	CO	Sub-Total													PS
1	2	3	4	5	6=(2+3+4+5)	7	8	9	10	11=(7+8+9+10)	12	13	14	15	16=(12+13+14+15)	17=(11+16)	18=(6+17)	19	20	21	22=(19+20+21)	23	24	25	26	27=(23+24+25+26)	28	
CASH DISBURSEMENTS	0.00	0.00	0.00	0.00	0.00	0.00	0.00	0.00	0.00	0.00	0.00	0.00	0.00	0.00	0.00	0.00	0.00	0.00	0.00	0.00	0.00	0.00	0.00	0.00	0.00	0.00	0.00	0.00
Notice of Cash Allocation (NCA)	0.00	0.00	0.00	0.00	0.00	0.00	0.00	0.00	0.00	0.00	0.00	0.00	0.00	0.00	0.00	0.00	0.00	0.00	0.00	0.00	0.00	0.00	0.00	0.00	0.00	0.00	0.00	
MDS Checks Issued	0.00	0.00	0.00	0.00	0.00	0.00	0.00	0.00	0.00	0.00	0.00	0.00	0.00	0.00	0.00	0.00	0.00	0.00	0.00	0.00	0.00	0.00	0.00	0.00	0.00	0.00	0.00	
Advice to Debit Account	0.00	0.00	0.00	0.00	0.00	0.00	0.00	0.00	0.00	0.00	0.00	0.00	0.00	0.00	0.00	0.00	0.00	0.00	0.00	0.00	0.00	0.00	0.00	0.00	0.00	0.00	0.00	
Notice of Transfer Allocations (NTA)	0.00	0.00	0.00	0.00	0.00	0.00	0.00	0.00	0.00	0.00	0.00	0.00	0.00	0.00	0.00	0.00	0.00	0.00	0.00	0.00	0.00	0.00	0.00	0.00	0.00	0.00	0.00	
MDS Checks Issued	0.00	0.00	0.00	0.00	0.00	0.00	0.00	0.00	0.00	0.00	0.00	0.00	0.00	0.00	0.00	0.00	0.00	0.00	0.00	0.00	0.00	0.00	0.00	0.00	0.00	0.00	0.00	
Advice to Debit Account	0.00	0.00	0.00	0.00	0.00	0.00	0.00	0.00	0.00	0.00	0.00	0.00	0.00	0.00	0.00	0.00	0.00	0.00	0.00	0.00	0.00	0.00	0.00	0.00	0.00	0.00	0.00	
Working Fund for FAPs	0.00	0.00	0.00	0.00	0.00	0.00	0.00	0.00	0.00	0.00	0.00	0.00	0.00	0.00	0.00	0.00	0.00	0.00	0.00	0.00	0.00	0.00	0.00	0.00	0.00	0.00	0.00	
Cash Disbursement Ceiling (CDC)	0.00	0.00	0.00	0.00	0.00	0.00	0.00	0.00	0.00	0.00	0.00	0.00	0.00	0.00	0.00	0.00	0.00	0.00	0.00	0.00	0.00	0.00	0.00	0.00	0.00	0.00	0.00	
TOTAL CASH DISBURSEMENTS	0.00	0.00	0.00	0.00	0.00	0.00	0.00	0.00	0.00	0.00	0.00	0.00	0.00	0.00	0.00	0.00	0.00	0.00	0.00	0.00	0.00	0.00	0.00	0.00	0.00	0.00		
NON-CASH DISBURSEMENTS	0.00	0.00	0.00	0.00	0.00	0.00	0.00	0.00	0.00	0.00	0.00	0.00	0.00	0.00	0.00	0.00	0.00	0.00	0.00	0.00	0.00	0.00	0.00	0.00	0.00	0.00	0.00	
Tax Remittance Advices Issued (TRA)	0.00	0.00	0.00	0.00	0.00	0.00	0.00	0.00	0.00	0.00	0.00	0.00	0.00	0.00	0.00	0.00	0.00	0.00	0.00	0.00	0.00	0.00	0.00	0.00	0.00	0.00	0.00	
Non-Cash Availment Authority (NCAA)	0.00	0.00	0.00	0.00	0.00	0.00	0.00	0.00	0.00	0.00	0.00	0.00	0.00	0.00	0.00	0.00	0.00	0.00	0.00	0.00	0.00	0.00	0.00	0.00	0.00	0.00	0.00	
Disbursements effected through outright deductions from claims (please specify...)	0.00	0.00	0.00	0.00	0.00	0.00	0.00	0.00	0.00	0.00	0.00	0.00	0.00	0.00	0.00	0.00	0.00	0.00	0.00	0.00	0.00	0.00	0.00	0.00	0.00	0.00	0.00	
Overpayment of expenses(e.g. personnel benefits)	0.00	0.00	0.00	0.00	0.00	0.00	0.00	0.00	0.00	0.00	0.00	0.00	0.00	0.00	0.00	0.00	0.00	0.00	0.00	0.00	0.00	0.00	0.00	0.00	0.00	0.00	0.00	
Restitution for loss of government property	0.00	0.00	0.00	0.00	0.00	0.00	0.00	0.00	0.00	0.00	0.00	0.00	0.00	0.00	0.00	0.00	0.00	0.00	0.00	0.00	0.00	0.00	0.00	0.00	0.00	0.00	0.00	
Liquidated damages and similar claims	0.00	0.00	0.00	0.00	0.00	0.00	0.00	0.00	0.00	0.00	0.00	0.00	0.00	0.00	0.00	0.00	0.00	0.00	0.00	0.00	0.00	0.00	0.00	0.00	0.00	0.00	0.00	
Others(TEF, BTR-Documentary Stamp Tax, etc.)	0.00	0.00	0.00	0.00	0.00	0.00	0.00	0.00	0.00	0.00	0.00	0.00	0.00	0.00	0.00	0.00	0.00	0.00	0.00	0.00	0.00	0.00	0.00	0.00	0.00	0.00	0.00	
TOTAL NON-CASH DISBURSEMENTS	0.00	0.00	0.00	0.00	0.00	0.00	0.00	0.00	0.00	0.00	0.00	0.00	0.00	0.00	0.00	0.00	0.00	0.00	0.00	0.00	0.00	0.00	0.00	0.00	0.00	0.00		
GRAND TOTAL	0.00	0.00	0.00	0.00	0.00	0.00	0.00	0.00	0.00	0.00	0.00	0.00	0.00	0.00	0.00	0.00	0.00	0.00	0.00	0.00	0.00	0.00	0.00	0.00	0.00	0.00		


SUMMARY

Particulars (1)	Previous Report (2)	This Month (3)	As at Date (4)
Total Disbursement Authorities Received	305,659.00	0.00	305,659.00
NCA	305,659.00	0.00	305,659.00
NTA	0.00	0.00	0.00
Working Fund	0.00	0.00	0.00
TRA	0.00	0.00	0.00
CDC	0.00	0.00	0.00
NCAA	0.00	0.00	0.00
Less: Notice of Transfer of Allocations (NTA)* issued	0.00	0.00	0.00
Total Disbursement Authorities Available	305,659.00	0.00	305,659.00
Less:	0.00	0.00	0.00
Lapsed NCA	0.00	0.00	0.00
Disbursements	305,658.30	0.00	305,658.30
Less: Other Non-Cash Disbursements	0.00	0.00	0.00
Disbursements effected through outright deductions from claims	0.00	0.00	0.00
Overpayment of expenses(e.g. personnel benefits)	0.00	0.00	0.00
Restitution for loss of government property	0.00	0.00	0.00
Liquidated damages and similar claims	0.00	0.00	0.00
Others (e.g. TEF, BTR, Docs Stamp, etc.)	0.00	0.00	0.00
Add/Less: Adjustments (e.g. cancelled/staled checks)	0.00	0.00	0.00
Balance of Disbursement Authorities as at date	0.70	0.00	0.70
Total Disbursements Program	0.00	0.00	0.00
Less: *Actual Disbursements	0.00	0.00	0.00
(Over)/Under spending	0.00	0.00	0.00

Notes: * The use of NTA is discouraged
 Notes: ** Amounts should tally with the grand total disbursemt (column 27).

Certified Correct:

 EMILY ROSE V. SALANO
 Accountant
 Date: August 8, 2023 03:07 PM

Recommended Approval:

 REUBEN JONATHAN P. MONTENEGRO
 Chief Accountant
 Date: August 8, 2023 03:07 PM

Approved By:

 ATTY. JOSEPH MELVIN B. BASAS
 Director IV, FPMSO
 Date: August 8, 2023 06:18 PM

MONTHLY REPORT OF DISBURSEMENTS
For the month of July 2023

Department :Other Executive Offices
Agency/Entity :Philippine Competition Commission
Operating Unit :< not applicable >
Organization Code (UACS) :26 038 0000000
Fund Cluster :02 - Foreign Assisted Projects Fund

Main budget table with columns for Particulars, Current Year Budget, Prior Year's Budget, Trust Liabilities, and Grand Total. Includes rows for CASH DISBURSEMENTS, NON-CASH DISBURSEMENTS, and GRAND TOTAL.

SUMMARY

Summary table with columns: Particulars (1), Previous Report (2), This Month (3), As at Date (4). Lists Total Disbursement Authorities Received, Less: Notice of Transfer of Allocations (NTA)* issued, Total Disbursement Authorities Available, Less: Lapsed NCA, Disbursements, Less: Other Non-Cash Disbursements, Add/Less: Adjustments (e.g. cancelled/staled checks), Balance of Disbursement Authorities as at date, Total Disbursements Program, Less: *Actual Disbursements, (Over)/Under spending.

Notes: * The use of NTA is discouraged
Notes: ** Amounts should tally with the grand total disbursemt (column 27).

Certified Correct:
EMILY ROSA V. SALANO
Accountant
Date: August 8, 2023 03:07 PM

Recommended Approval:
REUBEN ANTHONY P. MONTENEGRO
Chief Accountant
Date: August 8, 2023 03:07 PM

Approved By:
ATTY. JOSEPH MELVIN B. BASAS
Director IV, FPMSO
Date: August 8, 2023 06:18 PM