

**SUMMARY OF APPROPRIATIONS, ALLOTMENTS, OBLIGATIONS, DISBURSEMENTS AND BALANCES BY OBJECT OF EXPENDITURES**

**As at the Quarter Ending March 31, 2023**

Department: **Other Executive Offices**  
 Agency/Entity: **Philippine Competition Commission**  
 Operating Unit: **< not applicable >**  
 Organization Code (UACS) : **26 038 0000000**  
 Fund Cluster: **01 Regular Agency Fund**  
 (e.g. UACS Fund Cluster: 01-Regular Agency Fund, 02-Foreign Assisted Projects Fund, 03-Special Account-Locally Funded/Domestic Grants Fund, and 04-Special Account-Foreign Assisted/Foreign Grants Fund)

	Current Year Appropriations
	Supplemental Appropriations
X	Continuing Appropriations

Particulars	UACS CODE	Appropriations			Allotments					Obligations					Disbursements					Balances			
		Authorized Appropriations	Adjustments (Transfer To/From, Modifications/Augmentations)	Adjusted Appropriations	Allotments Received	Adjustments (Reductions, Modifications/Augmentations)	Transfer To	Transfer From	Adjusted Allotments	1st Quarter Ending March 31	2nd Quarter Ending June 30	3rd Quarter Ending Sept. 30	4th Quarter Ending Dec. 31	TOTAL	1st Quarter Ending March 31	2nd Quarter Ending June 30	3rd Quarter Ending Sept. 30	4th Quarter Ending Dec. 31	TOTAL	Unreleased Appropriations	Unobligated Allotments	Unpaid Obligations (15-20)=(23+24)	
																						Due and Demandable	Not Yet Due and Demandable
1	2	3	4	5=(3+4)	6	7	8	9	10=[(6+(-)7)-8+9]	11	12	13	14	15=(11+12+13+14)	16	17	18	19	20=(16+17+18+19)	21=(5-10)	22=(10-15)	23	24
SUMMARY		75,102,261.17	0.00	75,102,261.17	75,102,261.17	0.00	0.00	0.00	75,102,261.17	19,937,681.71	0.00	0.00	0.00	19,937,681.71	4,379,744.46	0.00	0.00	0.00	4,379,744.46	0.00	55,164,579.46	0.00	15,557,937.25
I. CONTINUING APPROPRIATIONS		75,102,261.17	0.00	75,102,261.17	75,102,261.17	0.00	0.00	0.00	75,102,261.17	19,937,681.71	0.00	0.00	0.00	19,937,681.71	4,379,744.46	0.00	0.00	0.00	4,379,744.46	0.00	55,164,579.46	0.00	15,557,937.25
I. Agency Specific Budget		75,102,261.17	0.00	75,102,261.17	75,102,261.17	0.00	0.00	0.00	75,102,261.17	19,937,681.71	0.00	0.00	0.00	19,937,681.71	4,379,744.46	0.00	0.00	0.00	4,379,744.46	0.00	55,164,579.46	0.00	15,557,937.25
Maintenance and Other Operating Expenses		74,687,469.17	0.00	74,687,469.17	74,687,469.17	0.00	0.00	0.00	74,687,469.17	19,937,681.71	0.00	0.00	0.00	19,937,681.71	4,379,744.46	0.00	0.00	0.00	4,379,744.46	0.00	54,749,787.46	0.00	15,557,937.25
Traveling Expenses	5020100000	5,068,818.40	(103,600.00)	4,965,218.40	5,068,818.40	(103,600.00)	0.00	0.00	4,965,218.40	404,782.77	0.00	0.00	0.00	404,782.77	404,782.77	0.00	0.00	0.00	404,782.77	0.00	4,560,435.63	0.00	0.00
Traveling Expenses - Local	5020101000	3,518,932.94	(103,600.00)	3,415,332.94	3,518,932.94	(103,600.00)	0.00	0.00	3,415,332.94	404,782.77	0.00	0.00	0.00	404,782.77	404,782.77	0.00	0.00	0.00	404,782.77	0.00	3,010,550.17	0.00	0.00
Traveling Expenses - Foreign	5020102000	1,549,885.46	0.00	1,549,885.46	1,549,885.46	0.00	0.00	0.00	1,549,885.46	0.00	0.00	0.00	0.00	0.00	0.00	0.00	0.00	0.00	0.00	0.00	1,549,885.46	0.00	0.00
Training and Scholarship Expenses	5020200000	4,334,814.67	0.00	4,334,814.67	4,334,814.67	0.00	0.00	0.00	4,334,814.67	0.00	0.00	0.00	0.00	0.00	0.00	0.00	0.00	0.00	0.00	0.00	4,334,814.67	0.00	0.00
Training Expenses	5020201000	4,334,814.67	0.00	4,334,814.67	4,334,814.67	0.00	0.00	0.00	4,334,814.67	0.00	0.00	0.00	0.00	0.00	0.00	0.00	0.00	0.00	0.00	0.00	4,334,814.67	0.00	0.00
ICT Training Expenses	5020201001	668,944.00	0.00	668,944.00	668,944.00	0.00	0.00	0.00	668,944.00	0.00	0.00	0.00	0.00	0.00	0.00	0.00	0.00	0.00	0.00	0.00	668,944.00	0.00	0.00
Training Expenses	5020201002	3,665,870.67	0.00	3,665,870.67	3,665,870.67	0.00	0.00	0.00	3,665,870.67	0.00	0.00	0.00	0.00	0.00	0.00	0.00	0.00	0.00	0.00	0.00	3,665,870.67	0.00	0.00
Supplies and Materials Expenses	5020300000	6,146,647.54	0.00	6,146,647.54	6,146,647.54	0.00	0.00	0.00	6,146,647.54	223,399.59	0.00	0.00	0.00	223,399.59	12,324.59	0.00	0.00	0.00	12,324.59	0.00	5,923,247.95	0.00	211,075.00
Office Supplies Expenses	5020301000	3,292,207.12	0.00	3,292,207.12	3,292,207.12	0.00	0.00	0.00	3,292,207.12	820.25	0.00	0.00	0.00	820.25	820.25	0.00	0.00	0.00	820.25	0.00	3,291,386.87	0.00	0.00
ICT Office Supplies	5020301001	1,541,997.00	0.00	1,541,997.00	1,541,997.00	0.00	0.00	0.00	1,541,997.00	0.00	0.00	0.00	0.00	0.00	0.00	0.00	0.00	0.00	0.00	0.00	1,541,997.00	0.00	0.00
Office Supplies Expenses	5020301002	1,750,210.12	0.00	1,750,210.12	1,750,210.12	0.00	0.00	0.00	1,750,210.12	820.25	0.00	0.00	0.00	820.25	820.25	0.00	0.00	0.00	820.25	0.00	1,749,389.87	0.00	0.00
Accountable Forms Expenses	5020302000	2,900.00	0.00	2,900.00	2,900.00	0.00	0.00	0.00	2,900.00	1,000.00	0.00	0.00	0.00	1,000.00	1,000.00	0.00	0.00	0.00	1,000.00	0.00	1,900.00	0.00	0.00
Medical, Dental and Laboratory Supplies	5020308000	190,076.06	0.00	190,076.06	190,076.06	0.00	0.00	0.00	190,076.06	0.00	0.00	0.00	0.00	0.00	0.00	0.00	0.00	0.00	0.00	0.00	190,076.06	0.00	0.00
Fuel, Oil and Lubricants Expenses	5020309000	49,700.89	0.00	49,700.89	49,700.89	0.00	0.00	0.00	49,700.89	500.00	0.00	0.00	0.00	500.00	500.00	0.00	0.00	0.00	500.00	0.00	49,200.89	0.00	0.00
Semi-Expendable Machinery and Equipment	5020321000	0.00	0.00	0.00	0.00	0.00	0.00	0.00	0.00	0.00	0.00	0.00	0.00	0.00	0.00	0.00	0.00	0.00	0.00	0.00	0.00	0.00	0.00
Semi-Expendable Machinery and Equipment	5020321000	0.00	0.00	0.00	0.00	0.00	0.00	0.00	0.00	0.00	0.00	0.00	0.00	0.00	0.00	0.00	0.00	0.00	0.00	0.00	0.00	0.00	0.00
Machinery	5020321001	0.00	0.00	0.00	0.00	0.00	0.00	0.00	0.00	0.00	0.00	0.00	0.00	0.00	0.00	0.00	0.00	0.00	0.00	0.00	0.00	0.00	0.00
Office Equipment	5020321002	0.00	0.00	0.00	0.00	0.00	0.00	0.00	0.00	0.00	0.00	0.00	0.00	0.00	0.00	0.00	0.00	0.00	0.00	0.00	0.00	0.00	0.00
Information and Communications Technology	5020321003	0.00	0.00	0.00	0.00	0.00	0.00	0.00	0.00	0.00	0.00	0.00	0.00	0.00	0.00	0.00	0.00	0.00	0.00	0.00	0.00	0.00	0.00
Printing Equipment	5020321011	0.00	0.00	0.00	0.00	0.00	0.00	0.00	0.00	0.00	0.00	0.00	0.00	0.00	0.00	0.00	0.00	0.00	0.00	0.00	0.00	0.00	0.00
Other Machinery and Equipment	5020321099	0.00	0.00	0.00	0.00	0.00	0.00	0.00	0.00	0.00	0.00	0.00	0.00	0.00	0.00	0.00	0.00	0.00	0.00	0.00	0.00	0.00	0.00
Semi-Expendable Furniture, Fixtures and Books	5020322000	0.00	0.00	0.00	0.00	0.00	0.00	0.00	0.00	0.00	0.00	0.00	0.00	0.00	0.00	0.00	0.00	0.00	0.00	0.00	0.00	0.00	0.00
Semi-Expendable Furniture, Fixtures and	5020322000	0.00	0.00	0.00	0.00	0.00	0.00	0.00	0.00	0.00	0.00	0.00	0.00	0.00	0.00	0.00	0.00	0.00	0.00	0.00	0.00	0.00	0.00

**Department:** Other Executive Offices  
**Agency/Entity:** Philippine Competition Commission  
**Operating Unit:** < not applicable >  
**Organization Code (UACS) :** 26 038 0000000  
**Fund Cluster:** 01 Regular Agency Fund

	Current Year Appropriations
	Supplemental Appropriations
X	Continuing Appropriations

(e.g. UACS Fund Cluster: 01-Regular Agency Fund, 02-Foreign Assisted Projects Fund, 03-Special Account-Locally Funded/Domestic Grants Fund, and 04-Special Account-Foreign Assisted/Foreign Grants Fund)

Particulars	UACS CODE	Appropriations			Allotments					Obligations					Disbursements					Balances				
		Authorized Appropriations	Adjustments (Transfer To/From, Modifications/Augmentations)	Adjusted Appropriations	Allotments Received	Adjustments (Reductions, Modifications/Augmentations)	Transfer To	Transfer From	Adjusted Allotments	1st Quarter Ending March 31	2nd Quarter Ending June 30	3rd Quarter Ending Sept. 30	4th Quarter Ending Dec. 31	TOTAL	1st Quarter Ending March 31	2nd Quarter Ending June 30	3rd Quarter Ending Sept. 30	4th Quarter Ending Dec. 31	TOTAL	Unreleased Appropriations	Unobligated Allotments	Unpaid Obligations (15-20)=(23+24)		
																						Due and Demandable	Not Yet Due and Demandable	
1	2	3	4	5=(3+4)	6	7	8	9	10=[(6+(-)7)-8+9]	11	12	13	14	15=(11+12+13+14)	16	17	18	19	20=(16+17+18+19)	21=(5-10)	22=(10-15)	23	24	
Furniture and Fixtures	5020322001	0.00	0.00	0.00	0.00	0.00	0.00	0.00	0.00	0.00	0.00	0.00	0.00	0.00	0.00	0.00	0.00	0.00	0.00	0.00	0.00	0.00	0.00	
Books	5020322002	0.00	0.00	0.00	0.00	0.00	0.00	0.00	0.00	0.00	0.00	0.00	0.00	0.00	0.00	0.00	0.00	0.00	0.00	0.00	0.00	0.00	0.00	
Other Supplies and Materials Expenses	5020399000	2,611,763.47	0.00	2,611,763.47	2,611,763.47	0.00	0.00	0.00	2,611,763.47	221,079.34	0.00	0.00	0.00	221,079.34	10,004.34	0.00	0.00	0.00	10,004.34	0.00	2,390,684.13	0.00	211,075.00	
Utility Expenses	5020400000	4,124,876.75	0.00	4,124,876.75	4,124,876.75	0.00	0.00	0.00	4,124,876.75	0.00	0.00	0.00	0.00	0.00	0.00	0.00	0.00	0.00	0.00	0.00	0.00	4,124,876.75	0.00	0.00
Water Expenses	5020401000	1,786.92	0.00	1,786.92	1,786.92	0.00	0.00	0.00	1,786.92	0.00	0.00	0.00	0.00	0.00	0.00	0.00	0.00	0.00	0.00	0.00	0.00	1,786.92	0.00	0.00
Electricity Expenses	5020402000	4,123,089.83	0.00	4,123,089.83	4,123,089.83	0.00	0.00	0.00	4,123,089.83	0.00	0.00	0.00	0.00	0.00	0.00	0.00	0.00	0.00	0.00	0.00	0.00	4,123,089.83	0.00	0.00
Communication Expenses	5020500000	859,675.11	0.00	859,675.11	859,675.11	0.00	0.00	0.00	859,675.11	5,445.00	0.00	0.00	0.00	5,445.00	5,445.00	0.00	0.00	0.00	5,445.00	0.00	854,230.11	0.00	0.00	0.00
Postage and Courier Services	5020501000	25,000.00	0.00	25,000.00	25,000.00	0.00	0.00	0.00	25,000.00	3,945.00	0.00	0.00	0.00	3,945.00	3,945.00	0.00	0.00	0.00	3,945.00	0.00	21,055.00	0.00	0.00	0.00
Telephone Expenses	5020502000	834,674.16	0.00	834,674.16	834,674.16	0.00	0.00	0.00	834,674.16	1,500.00	0.00	0.00	0.00	1,500.00	1,500.00	0.00	0.00	0.00	1,500.00	0.00	833,174.16	0.00	0.00	0.00
Mobile	5020502001	834,674.07	0.00	834,674.07	834,674.07	0.00	0.00	0.00	834,674.07	1,500.00	0.00	0.00	0.00	1,500.00	1,500.00	0.00	0.00	0.00	1,500.00	0.00	833,174.07	0.00	0.00	0.00
Landline	5020502002	0.09	0.00	0.09	0.09	0.00	0.00	0.00	0.09	0.00	0.00	0.00	0.00	0.00	0.00	0.00	0.00	0.00	0.00	0.00	0.09	0.00	0.00	0.00
Internet Subscription Expenses	5020503000	0.95	0.00	0.95	0.95	0.00	0.00	0.00	0.95	0.00	0.00	0.00	0.00	0.00	0.00	0.00	0.00	0.00	0.00	0.00	0.95	0.00	0.00	0.00
Survey, Research, Exploration and Development	5020700000	9,581,344.55	0.00	9,581,344.55	9,581,344.55	0.00	0.00	0.00	9,581,344.55	460,788.45	0.00	0.00	0.00	460,788.45	41,667.37	0.00	0.00	0.00	41,667.37	0.00	9,120,556.10	0.00	419,121.08	0.00
Survey Expenses	5020701000	6,722,165.00	0.00	6,722,165.00	6,722,165.00	0.00	0.00	0.00	6,722,165.00	0.00	0.00	0.00	0.00	0.00	0.00	0.00	0.00	0.00	0.00	0.00	6,722,165.00	0.00	0.00	0.00
Research, Exploration and Development	5020702000	2,859,179.55	0.00	2,859,179.55	2,859,179.55	0.00	0.00	0.00	2,859,179.55	460,788.45	0.00	0.00	0.00	460,788.45	41,667.37	0.00	0.00	0.00	41,667.37	0.00	2,398,391.10	0.00	419,121.08	0.00
ICT Research, Exploration and Development	5020702001	0.00	0.00	0.00	0.00	0.00	0.00	0.00	0.00	0.00	0.00	0.00	0.00	0.00	0.00	0.00	0.00	0.00	0.00	0.00	0.00	0.00	0.00	0.00
Research, Exploration and Development	5020702002	2,859,179.55	0.00	2,859,179.55	2,859,179.55	0.00	0.00	0.00	2,859,179.55	460,788.45	0.00	0.00	0.00	460,788.45	41,667.37	0.00	0.00	0.00	41,667.37	0.00	2,398,391.10	0.00	419,121.08	0.00
Confidential, Intelligence and Extraordinary	5021000000	403,000.00	0.00	403,000.00	403,000.00	0.00	0.00	0.00	403,000.00	0.00	0.00	0.00	0.00	0.00	0.00	0.00	0.00	0.00	0.00	0.00	403,000.00	0.00	0.00	0.00
Confidential Expenses	5021001000	0.00	0.00	0.00	0.00	0.00	0.00	0.00	0.00	0.00	0.00	0.00	0.00	0.00	0.00	0.00	0.00	0.00	0.00	0.00	0.00	0.00	0.00	0.00
Extraordinary and Miscellaneous Expenses	5021003000	403,000.00	0.00	403,000.00	403,000.00	0.00	0.00	0.00	403,000.00	0.00	0.00	0.00	0.00	0.00	0.00	0.00	0.00	0.00	0.00	0.00	403,000.00	0.00	0.00	0.00
Professional Services	5021100000	9,206,149.66	(3,000.00)	9,203,149.66	9,206,149.66	(3,000.00)	0.00	0.00	9,203,149.66	2,344,940.92	0.00	0.00	0.00	2,344,940.92	671,705.30	0.00	0.00	0.00	671,705.30	0.00	6,858,208.74	0.00	1,673,235.62	0.00
Legal Services	5021101000	94,000.00	(3,000.00)	91,000.00	94,000.00	(3,000.00)	0.00	0.00	91,000.00	0.00	0.00	0.00	0.00	0.00	0.00	0.00	0.00	0.00	0.00	0.00	91,000.00	0.00	0.00	0.00
Consultancy Services	5021103000	733,389.20	0.00	733,389.20	733,389.20	0.00	0.00	0.00	733,389.20	92,000.00	0.00	0.00	0.00	92,000.00	0.00	0.00	0.00	0.00	0.00	0.00	641,389.20	0.00	92,000.00	0.00
ICT Consultancy Services	5021103001	39,000.00	0.00	39,000.00	39,000.00	0.00	0.00	0.00	39,000.00	0.00	0.00	0.00	0.00	0.00	0.00	0.00	0.00	0.00	0.00	0.00	39,000.00	0.00	0.00	0.00
Consultancy Services	5021103002	694,389.20	0.00	694,389.20	694,389.20	0.00	0.00	0.00	694,389.20	92,000.00	0.00	0.00	0.00	92,000.00	0.00	0.00	0.00	0.00	0.00	0.00	602,389.20	0.00	92,000.00	0.00
Other Professional Services	5021199000	8,378,760.46	0.00	8,378,760.46	8,378,760.46	0.00	0.00	0.00	8,378,760.46	2,252,940.92	0.00	0.00	0.00	2,252,940.92	671,705.30	0.00	0.00	0.00	671,705.30	0.00	6,125,819.54	0.00	1,581,235.62	0.00
General Services	5021200000	2,597,504.77	0.00	2,597,504.77	2,597,504.77	0.00	0.00	0.00	2,597,504.77	357,821.76	0.00	0.00	0.00	357,821.76	107,247.44	0.00	0.00	0.00	107,247.44	0.00	2,239,683.01	0.00	250,574.32	0.00
Janitorial Services	5021202000	353,758.94	0.00	353,758.94	353,758.94	0.00	0.00	0.00	353,758.94	0.00	0.00	0.00	0.00	0.00	0.00	0.00	0.00	0.00	0.00	0.00	353,758.94	0.00	0.00	0.00
Security Services	5021203000	441,218.71	0.00	441,218.71	441,218.71	0.00	0.00	0.00	441,218.71	0.00	0.00	0.00	0.00	0.00	0.00	0.00	0.00	0.00	0.00	0.00	441,218.71	0.00	0.00	0.00
Other General Services	5021299000	1,802,527.12	0.00	1,802,527.12	1,802,527.12	0.00	0.00	0.00	1,802,527.12	357,821.76	0.00	0.00	0.00	357,821.76	107,247.44	0.00	0.00	0.00	107,247.44	0.00	1,444,705.36	0.00	250,574.32	0.00
Other General Services - ICT Services	5021299001	47,792.54	0.00	47,792.54	47,792.54	0.00	0.00	0.00	47,792.54	0.00	0.00	0.00	0.00	0.00	0.00	0.00	0.00	0.00	0.00	0.00	47,792.54	0.00	0.00	0.00

**Department:** Other Executive Offices  
**Agency/Entity:** Philippine Competition Commission  
**Operating Unit:** < not applicable >  
**Organization Code (UACS) :** 26 038 0000000  
**Fund Cluster:** 01 Regular Agency Fund  
 (e.g. UACS Fund Cluster: 01-Regular Agency Fund, 02-Foreign Assisted Projects Fund, 03-Special Account-Locally Funded/Domestic Grants Fund, and 04-Special Account-Foreign Assisted/Foreign Grants Fund)

	Current Year Appropriations
	Supplemental Appropriations
X	Continuing Appropriations

Particulars	UACS CODE	Appropriations			Allotments					Obligations					Disbursements					Balances			
		Authorized Appropriations	Adjustments (Transfer To/From, Modifications/Augmentations)	Adjusted Appropriations	Allotments Received	Adjustments (Reductions, Modifications/Augmentations)	Transfer To	Transfer From	Adjusted Allotments	1st Quarter Ending March 31	2nd Quarter Ending June 30	3rd Quarter Ending Sept. 30	4th Quarter Ending Dec. 31	TOTAL	1st Quarter Ending March 31	2nd Quarter Ending June 30	3rd Quarter Ending Sept. 30	4th Quarter Ending Dec. 31	TOTAL	Unreleased Appropriations	Unobligated Allotments	Unpaid Obligations (15-20)=(23+24)	
																						Due and Demandable	Not Yet Due and Demandable
1	2	3	4	5=(3+4)	6	7	8	9	10=[(6+(-)7)-8+9]	11	12	13	14	15=(11+12+13+14)	16	17	18	19	20=(16+17+18+19)	21=(5-10)	22=(10-15)	23	24
Other General Services	5021299099	1,754,734.58	0.00	1,754,734.58	1,754,734.58	0.00	0.00	0.00	1,754,734.58	357,821.76	0.00	0.00	0.00	357,821.76	107,247.44	0.00	0.00	0.00	107,247.44	0.00	1,396,912.82	0.00	250,574.32
Repairs and Maintenance	5021300000	8,994,276.08	0.00	8,994,276.08	8,994,276.08	0.00	0.00	0.00	8,994,276.08	3,778.75	0.00	0.00	0.00	3,778.75	3,778.75	0.00	0.00	0.00	3,778.75	0.00	8,990,497.33	0.00	0.00
Repairs and Maintenance - Buildings and Other	5021304000	7,700,000.00	0.00	7,700,000.00	7,700,000.00	0.00	0.00	0.00	7,700,000.00	0.00	0.00	0.00	0.00	0.00	0.00	0.00	0.00	0.00	0.00	0.00	7,700,000.00	0.00	0.00
Buildings	5021304001	7,700,000.00	0.00	7,700,000.00	7,700,000.00	0.00	0.00	0.00	7,700,000.00	0.00	0.00	0.00	0.00	0.00	0.00	0.00	0.00	0.00	0.00	0.00	7,700,000.00	0.00	0.00
Repairs and Maintenance - Machinery and	5021305000	1,237,110.25	0.00	1,237,110.25	1,237,110.25	0.00	0.00	0.00	1,237,110.25	2,500.00	0.00	0.00	0.00	2,500.00	2,500.00	0.00	0.00	0.00	2,500.00	0.00	1,234,610.25	0.00	0.00
Office Equipment	5021305002	37,370.25	0.00	37,370.25	37,370.25	0.00	0.00	0.00	37,370.25	0.00	0.00	0.00	0.00	0.00	0.00	0.00	0.00	0.00	0.00	0.00	37,370.25	0.00	0.00
Information and Communication Technology	5021305003	1,199,740.00	0.00	1,199,740.00	1,199,740.00	0.00	0.00	0.00	1,199,740.00	2,500.00	0.00	0.00	0.00	2,500.00	2,500.00	0.00	0.00	0.00	2,500.00	0.00	1,197,240.00	0.00	0.00
Repairs and Maintenance - Transportation	5021306000	20,043.33	0.00	20,043.33	20,043.33	0.00	0.00	0.00	20,043.33	1,278.75	0.00	0.00	0.00	1,278.75	1,278.75	0.00	0.00	0.00	1,278.75	0.00	18,764.58	0.00	0.00
Motor Vehicles	5021306001	20,043.33	0.00	20,043.33	20,043.33	0.00	0.00	0.00	20,043.33	1,278.75	0.00	0.00	0.00	1,278.75	1,278.75	0.00	0.00	0.00	1,278.75	0.00	18,764.58	0.00	0.00
Repairs and Maintenance - Furniture and	5021307000	0.00	0.00	0.00	0.00	0.00	0.00	0.00	0.00	0.00	0.00	0.00	0.00	0.00	0.00	0.00	0.00	0.00	0.00	0.00	0.00	0.00	0.00
Repairs and Maintenance - Leased Assets	5021308000	0.00	0.00	0.00	0.00	0.00	0.00	0.00	0.00	0.00	0.00	0.00	0.00	0.00	0.00	0.00	0.00	0.00	0.00	0.00	0.00	0.00	0.00
Repairs and Maintenance - Leased Assets	5021308000	0.00	0.00	0.00	0.00	0.00	0.00	0.00	0.00	0.00	0.00	0.00	0.00	0.00	0.00	0.00	0.00	0.00	0.00	0.00	0.00	0.00	0.00
Buildings and Other Structures	5021308001	0.00	0.00	0.00	0.00	0.00	0.00	0.00	0.00	0.00	0.00	0.00	0.00	0.00	0.00	0.00	0.00	0.00	0.00	0.00	0.00	0.00	0.00
Machinery and Equipment	5021308002	0.00	0.00	0.00	0.00	0.00	0.00	0.00	0.00	0.00	0.00	0.00	0.00	0.00	0.00	0.00	0.00	0.00	0.00	0.00	0.00	0.00	0.00
ICT Machinery and Equipment	5021308004	0.00	0.00	0.00	0.00	0.00	0.00	0.00	0.00	0.00	0.00	0.00	0.00	0.00	0.00	0.00	0.00	0.00	0.00	0.00	0.00	0.00	0.00
Other Leased Assets	5021308099	0.00	0.00	0.00	0.00	0.00	0.00	0.00	0.00	0.00	0.00	0.00	0.00	0.00	0.00	0.00	0.00	0.00	0.00	0.00	0.00	0.00	0.00
Repairs and Maintenance - Leased Assets	5021309000	37,122.50	0.00	37,122.50	37,122.50	0.00	0.00	0.00	37,122.50	0.00	0.00	0.00	0.00	0.00	0.00	0.00	0.00	0.00	0.00	0.00	37,122.50	0.00	0.00
Buildings	5021309002	37,122.50	0.00	37,122.50	37,122.50	0.00	0.00	0.00	37,122.50	0.00	0.00	0.00	0.00	0.00	0.00	0.00	0.00	0.00	0.00	0.00	37,122.50	0.00	0.00
Other Leased Assets Improvements	5021309099	0.00	0.00	0.00	0.00	0.00	0.00	0.00	0.00	0.00	0.00	0.00	0.00	0.00	0.00	0.00	0.00	0.00	0.00	0.00	0.00	0.00	0.00
Repairs and Maintenance - Semi-Expendable	5021321000	0.00	0.00	0.00	0.00	0.00	0.00	0.00	0.00	0.00	0.00	0.00	0.00	0.00	0.00	0.00	0.00	0.00	0.00	0.00	0.00	0.00	0.00
Repairs and Maintenance - Semi-Expendable	5021321000	0.00	0.00	0.00	0.00	0.00	0.00	0.00	0.00	0.00	0.00	0.00	0.00	0.00	0.00	0.00	0.00	0.00	0.00	0.00	0.00	0.00	0.00
Machinery	5021321001	0.00	0.00	0.00	0.00	0.00	0.00	0.00	0.00	0.00	0.00	0.00	0.00	0.00	0.00	0.00	0.00	0.00	0.00	0.00	0.00	0.00	0.00
Office Equipment	5021321002	0.00	0.00	0.00	0.00	0.00	0.00	0.00	0.00	0.00	0.00	0.00	0.00	0.00	0.00	0.00	0.00	0.00	0.00	0.00	0.00	0.00	0.00
Information and Communications Technology	5021321003	0.00	0.00	0.00	0.00	0.00	0.00	0.00	0.00	0.00	0.00	0.00	0.00	0.00	0.00	0.00	0.00	0.00	0.00	0.00	0.00	0.00	0.00
Communications Equipment	5021321007	0.00	0.00	0.00	0.00	0.00	0.00	0.00	0.00	0.00	0.00	0.00	0.00	0.00	0.00	0.00	0.00	0.00	0.00	0.00	0.00	0.00	0.00
Printing Equipment	5021321011	0.00	0.00	0.00	0.00	0.00	0.00	0.00	0.00	0.00	0.00	0.00	0.00	0.00	0.00	0.00	0.00	0.00	0.00	0.00	0.00	0.00	0.00
Other Machinery and Equipment	5021321099	0.00	0.00	0.00	0.00	0.00	0.00	0.00	0.00	0.00	0.00	0.00	0.00	0.00	0.00	0.00	0.00	0.00	0.00	0.00	0.00	0.00	0.00
Repairs and Maintenance - Semi-Expendable	5021322000	0.00	0.00	0.00	0.00	0.00	0.00	0.00	0.00	0.00	0.00	0.00	0.00	0.00	0.00	0.00	0.00	0.00	0.00	0.00	0.00	0.00	0.00
Repairs and Maintenance - Semi-Expendable	5021322000	0.00	0.00	0.00	0.00	0.00	0.00	0.00	0.00	0.00	0.00	0.00	0.00	0.00	0.00	0.00	0.00	0.00	0.00	0.00	0.00	0.00	0.00
Furniture and Fixtures	5021322001	0.00	0.00	0.00	0.00	0.00	0.00	0.00	0.00	0.00	0.00	0.00	0.00	0.00	0.00	0.00	0.00	0.00	0.00	0.00	0.00	0.00	0.00
Books	5021322002	0.00	0.00	0.00	0.00	0.00	0.00	0.00	0.00	0.00	0.00	0.00	0.00	0.00	0.00	0.00	0.00	0.00	0.00	0.00	0.00	0.00	0.00

**Department:** Other Executive Offices  
**Agency/Entity:** Philippine Competition Commission  
**Operating Unit:** < not applicable >  
**Organization Code (UACS) :** 26 038 000000  
**Fund Cluster:** 01 Regular Agency Fund  
 (e.g. UACS Fund Cluster: 01-Regular Agency Fund, 02-Foreign Assisted Projects Fund, 03-Special Account-Locally Funded/Domestic Grants Fund, and 04-Special Account-Foreign Assisted/Foreign Grants Fund)


	Current Year Appropriations
	Supplemental Appropriations
X	Continuing Appropriations


Particulars	UACS CODE	Appropriations			Allotments					Obligations					Disbursements					Balances				
		Authorized Appropriations	Adjustments (Transfer To/From, Modifications/ Augmentations)	Adjusted Appropriations	Allotments Received	Adjustments (Reductions, Modifications/ Augmentations)	Transfer To	Transfer From	Adjusted Allotments	1st Quarter Ending March 31	2nd Quarter Ending June 30	3rd Quarter Ending Sept. 30	4th Quarter Ending Dec. 31	TOTAL	1st Quarter Ending March 31	2nd Quarter Ending June 30	3rd Quarter Ending Sept. 30	4th Quarter Ending Dec. 31	TOTAL	Unreleased Appropriations	Unobligated Allotments	Unpaid Obligations (15-20)=(23+24)		
																						Due and Demandable	Not Yet Due and Demandable	
1	2	3	4	5=(3+4)	6	7	8	9	10=[(6+(-)7)-8+9]	11	12	13	14	15=(11+12+13+14)	16	17	18	19	20=(16+17+18+19)	21=(5-10)	22=(10-15)	23	24	
Repairs and Maintenance - Other Property,	5021399000	0.00	0.00	0.00	0.00	0.00	0.00	0.00	0.00	0.00	0.00	0.00	0.00	0.00	0.00	0.00	0.00	0.00	0.00	0.00	0.00	0.00	0.00	
Other Property, Plant and Equipment	5021399099	0.00	0.00	0.00	0.00	0.00	0.00	0.00	0.00	0.00	0.00	0.00	0.00	0.00	0.00	0.00	0.00	0.00	0.00	0.00	0.00	0.00	0.00	
Financial Assistance/Subsidy	5021400000	0.00	0.00	0.00	0.00	0.00	0.00	0.00	0.00	0.00	0.00	0.00	0.00	0.00	0.00	0.00	0.00	0.00	0.00	0.00	0.00	0.00	0.00	
Financial Assistance to NGAs	5021402000	0.00	0.00	0.00	0.00	0.00	0.00	0.00	0.00	0.00	0.00	0.00	0.00	0.00	0.00	0.00	0.00	0.00	0.00	0.00	0.00	0.00	0.00	
Financial Assistance to Local Government Units	5021403000	0.00	0.00	0.00	0.00	0.00	0.00	0.00	0.00	0.00	0.00	0.00	0.00	0.00	0.00	0.00	0.00	0.00	0.00	0.00	0.00	0.00	0.00	
Tobacco Excise Tax (Virginia) per R.A. 7171	5021403001	0.00	0.00	0.00	0.00	0.00	0.00	0.00	0.00	0.00	0.00	0.00	0.00	0.00	0.00	0.00	0.00	0.00	0.00	0.00	0.00	0.00	0.00	
Taxes, Insurance Premiums and Other Fees	5021500000	491,168.53	0.00	491,168.53	491,168.53	0.00	0.00	0.00	491,168.53	0.00	0.00	0.00	0.00	0.00	0.00	0.00	0.00	0.00	0.00	0.00	0.00	491,168.53	0.00	0.00
Taxes, Duties and Licenses	5021501000	30,916.94	0.00	30,916.94	30,916.94	0.00	0.00	0.00	30,916.94	0.00	0.00	0.00	0.00	0.00	0.00	0.00	0.00	0.00	0.00	0.00	0.00	30,916.94	0.00	0.00
Taxes, Duties and Licenses	5021501001	30,916.94	0.00	30,916.94	30,916.94	0.00	0.00	0.00	30,916.94	0.00	0.00	0.00	0.00	0.00	0.00	0.00	0.00	0.00	0.00	0.00	0.00	30,916.94	0.00	0.00
Fidelity Bond Premiums	5021502000	415.43	0.00	415.43	415.43	0.00	0.00	0.00	415.43	0.00	0.00	0.00	0.00	0.00	0.00	0.00	0.00	0.00	0.00	0.00	0.00	415.43	0.00	0.00
Insurance Expenses	5021503000	459,836.16	0.00	459,836.16	459,836.16	0.00	0.00	0.00	459,836.16	0.00	0.00	0.00	0.00	0.00	0.00	0.00	0.00	0.00	0.00	0.00	0.00	459,836.16	0.00	0.00
Other Maintenance and Operating Expenses	5029900000	22,879,193.11	106,600.00	22,985,793.11	22,879,193.11	106,600.00	0.00	0.00	22,985,793.11	16,136,724.47	0.00	0.00	0.00	16,136,724.47	3,132,793.24	0.00	0.00	0.00	3,132,793.24	0.00	0.00	6,849,068.64	0.00	13,003,931.23
Advertising Expenses	5029901000	1,816,375.85	0.00	1,816,375.85	1,816,375.85	0.00	0.00	0.00	1,816,375.85	900.00	0.00	0.00	0.00	900.00	900.00	0.00	0.00	0.00	900.00	0.00	0.00	1,815,475.85	0.00	0.00
Printing and Publication Expenses	5029902000	338,425.00	0.00	338,425.00	338,425.00	0.00	0.00	0.00	338,425.00	23,840.00	0.00	0.00	0.00	23,840.00	23,840.00	0.00	0.00	0.00	23,840.00	0.00	0.00	314,585.00	0.00	0.00
Representation Expenses	5029903000	1,562,454.45	0.00	1,562,454.45	1,562,454.45	0.00	0.00	0.00	1,562,454.45	964,055.68	0.00	0.00	0.00	964,055.68	964,055.68	0.00	0.00	0.00	964,055.68	0.00	0.00	598,398.77	0.00	0.00
Transportation and Delivery Expenses	5029904000	0.00	3,000.00	3,000.00	0.00	3,000.00	0.00	0.00	3,000.00	3,000.00	0.00	0.00	0.00	3,000.00	3,000.00	0.00	0.00	0.00	3,000.00	0.00	0.00	0.00	0.00	0.00
Rent/Lease Expenses	5029905000	16,488,449.80	103,600.00	16,592,049.80	16,488,449.80	103,600.00	0.00	0.00	16,592,049.80	14,312,884.59	0.00	0.00	0.00	14,312,884.59	1,308,953.36	0.00	0.00	0.00	1,308,953.36	0.00	0.00	2,279,165.21	0.00	13,003,931.23
Rents - Building and Structures	5029905001	15,098,017.82	0.00	15,098,017.82	15,098,017.82	0.00	0.00	0.00	15,098,017.82	14,021,534.59	0.00	0.00	0.00	14,021,534.59	1,017,603.36	0.00	0.00	0.00	1,017,603.36	0.00	0.00	1,076,483.23	0.00	13,003,931.23
Rents - Motor Vehicles	5029905003	556,223.26	0.00	556,223.26	556,223.26	0.00	0.00	0.00	556,223.26	202,350.00	0.00	0.00	0.00	202,350.00	202,350.00	0.00	0.00	0.00	202,350.00	0.00	0.00	353,873.26	0.00	0.00
Rents - Equipment	5029905004	0.00	103,600.00	103,600.00	0.00	103,600.00	0.00	0.00	103,600.00	89,000.00	0.00	0.00	0.00	89,000.00	89,000.00	0.00	0.00	0.00	89,000.00	0.00	0.00	14,600.00	0.00	0.00
Rents - ICT Machinery and Equipment	5029905008	834,208.72	0.00	834,208.72	834,208.72	0.00	0.00	0.00	834,208.72	0.00	0.00	0.00	0.00	0.00	0.00	0.00	0.00	0.00	0.00	0.00	0.00	834,208.72	0.00	0.00
Membership Dues and Contributions to	5029906000	93,000.00	0.00	93,000.00	93,000.00	0.00	0.00	0.00	93,000.00	0.00	0.00	0.00	0.00	0.00	0.00	0.00	0.00	0.00	0.00	0.00	0.00	93,000.00	0.00	0.00
Subscription Expenses	5029907000	2,580,488.01	0.00	2,580,488.01	2,580,488.01	0.00	0.00	0.00	2,580,488.01	832,044.20	0.00	0.00	0.00	832,044.20	832,044.20	0.00	0.00	0.00	832,044.20	0.00	0.00	1,748,443.81	0.00	0.00
ICT Software Subscription	5029907001	1,479,275.44	0.00	1,479,275.44	1,479,275.44	0.00	0.00	0.00	1,479,275.44	832,044.20	0.00	0.00	0.00	832,044.20	832,044.20	0.00	0.00	0.00	832,044.20	0.00	0.00	647,231.24	0.00	0.00
Library and Other Reading Materials	5029907004	622,606.64	0.00	622,606.64	622,606.64	0.00	0.00	0.00	622,606.64	0.00	0.00	0.00	0.00	0.00	0.00	0.00	0.00	0.00	0.00	0.00	0.00	622,606.64	0.00	0.00
Other Subscription Expenses	5029907099	478,605.93	0.00	478,605.93	478,605.93	0.00	0.00	0.00	478,605.93	0.00	0.00	0.00	0.00	0.00	0.00	0.00	0.00	0.00	0.00	0.00	0.00	478,605.93	0.00	0.00
Other Maintenance and Operating Expenses	5029999000	0.00	0.00	0.00	0.00	0.00	0.00	0.00	0.00	0.00	0.00	0.00	0.00	0.00	0.00	0.00	0.00	0.00	0.00	0.00	0.00	0.00	0.00	0.00
Other Maintenance and Operating Expenses	5029999099	0.00	0.00	0.00	0.00	0.00	0.00	0.00	0.00	0.00	0.00	0.00	0.00	0.00	0.00	0.00	0.00	0.00	0.00	0.00	0.00	0.00	0.00	0.00
Capital Outlays		414,792.00	0.00	414,792.00	414,792.00	0.00	0.00	0.00	414,792.00	0.00	0.00	0.00	0.00	0.00	0.00	0.00	0.00	0.00	0.00	0.00	0.00	414,792.00	0.00	0.00
Property, Plant and Equipment Outlay	5060400000	414,792.00	0.00	414,792.00	414,792.00	0.00	0.00	0.00	414,792.00	0.00	0.00	0.00	0.00	0.00	0.00	0.00	0.00	0.00	0.00	0.00	0.00	414,792.00	0.00	0.00
Machinery and Equipment Outlay	5060405000	73,792.00	0.00	73,792.00	73,792.00	0.00	0.00	0.00	73,792.00	0.00	0.00	0.00	0.00	0.00	0.00	0.00	0.00	0.00	0.00	0.00	0.00	73,792.00	0.00	0.00

Department: Other Executive Offices  
 Agency/Entity: Philippine Competition Commission  
 Operating Unit: < not applicable >  
 Organization Code (UACS) : 26 038 0000000  
 Fund Cluster: 01 Regular Agency Fund  
 (e.g. UACS Fund Cluster: 01-Regular Agency Fund, 02-Foreign Assisted Projects Fund, 03-Special Account-Locally Funded/Domestic Grants Fund, and 04-Special Account-Foreign Assisted/Foreign Grants Fund)


	Current Year Appropriations
	Supplemental Appropriations
X	Continuing Appropriations

Particulars	UACS CODE	Appropriations			Allotments					Obligations					Disbursements					Balances			
		Authorized Appropriations	Adjustments (Transfer To/From, Modifications/ Augmentations)	Adjusted Appropriations	Allotments Received	Adjustments (Reductions, Modifications/ Augmentations)	Transfer To	Transfer From	Adjusted Allotments	1st Quarter Ending March 31	2nd Quarter Ending June 30	3rd Quarter Ending Sept. 30	4th Quarter Ending Dec. 31	TOTAL	1st Quarter Ending March 31	2nd Quarter Ending June 30	3rd Quarter Ending Sept. 30	4th Quarter Ending Dec. 31	TOTAL	Unreleased Appropriations	Unobligated Allotments	Unpaid Obligations (15-20)=(23+24)	
1	2	3	4	5=(3+4)	6	7	8	9	10=[(6+(-)7)-8+9]	11	12	13	14	15=(11+12+13+14)	16	17	18	19	20=(16+17+18+19)	21=(5-10)	22=(10-15)	23	24
Information and Communication Technology	5060405003	73,792.00	0.00	73,792.00	73,792.00	0.00	0.00	0.00	73,792.00	0.00	0.00	0.00	0.00	0.00	0.00	0.00	0.00	0.00	0.00	0.00	73,792.00	0.00	0.00
Transportation Equipment Outlay	5060406000	341,000.00	0.00	341,000.00	341,000.00	0.00	0.00	0.00	341,000.00	0.00	0.00	0.00	0.00	0.00	0.00	0.00	0.00	0.00	0.00	0.00	341,000.00	0.00	0.00
Motor Vehicles	5060406001	341,000.00	0.00	341,000.00	341,000.00	0.00	0.00	0.00	341,000.00	0.00	0.00	0.00	0.00	0.00	0.00	0.00	0.00	0.00	0.00	0.00	341,000.00	0.00	0.00
GRAND TOTAL		75,102,261.17	0.00	75,102,261.17	75,102,261.17	0.00	0.00	0.00	75,102,261.17	19,937,681.71	0.00	0.00	0.00	19,937,681.71	4,379,744.46	0.00	0.00	0.00	4,379,744.46	0.00	55,164,579.46	0.00	15,557,937.25

**Certified Correct:**  
  
 BERNARD L. TINONAS  
 Budget Division, Chief  
 Date: 2023-04-25 18:11:41

**Certified Correct:**  
  
 REUBEN JONATHAN P. MONTENEGRO  
 Accounting Division, Chief  
 Date: 2023-04-25 18:11:41

**Recommending Approval:**  
 -  
 -  
 Date: 2023-04-27 10:12:56

**Approved By:**  
  
 JOSEPH MELVIN B. BASAS  
 FPMO, Director IV  
 Date: 2023-04-27 11:08:57

**SUMMARY OF APPROPRIATIONS, ALLOTMENTS, OBLIGATIONS, DISBURSEMENTS AND BALANCES BY OBJECT OF EXPENDITURES**

**As at the Quarter Ending March 31, 2023**

**Department:** Other Executive Offices  
**Agency/Entity:** Philippine Competition Commission  
**Operating Unit:** < not applicable >  
**Organization Code (UACS) :** 26 038 0000000  
**Fund Cluster:** 02 Foreign Assisted Projects Fund  
 (e.g. UACS Fund Cluster: 01-Regular Agency Fund, 02-Foreign Assisted Projects Fund, 03-Special Account-Locally Funded/Domestic Grants Fund, and 04-Special Account-Foreign Assisted/Foreign Grants Fund)


	Current Year Appropriations
	Supplemental Appropriations
X	Continuing Appropriations


Particulars	UACS CODE	Appropriations			Allotments					Obligations					Disbursements					Balances			
		Authorized Appropriations	Adjustments (Transfer To/From, Modifications/Augmentations)	Adjusted Appropriations	Allotments Received	Adjustments (Reductions, Modifications/Augmentations)	Transfer To	Transfer From	Adjusted Allotments	1st Quarter Ending March 31	2nd Quarter Ending June 30	3rd Quarter Ending Sept. 30	4th Quarter Ending Dec. 31	TOTAL	1st Quarter Ending March 31	2nd Quarter Ending June 30	3rd Quarter Ending Sept. 30	4th Quarter Ending Dec. 31	TOTAL	Unreleased Appropriations	Unobligated Allotments	Unpaid Obligations (15-20)=(23+24)	
																						Due and Demandable	Not Yet Due and Demandable
1	2	3	4	5=(3+4)	6	7	8	9	10=[(6+(-)7)-8+9]	11	12	13	14	15=(11+12+13+14)	16	17	18	19	20=(16+17+18+19)	21=(5-10)	22=(10-15)	23	24
SUMMARY		302,662,046.91	0.00	302,662,046.91	302,662,046.91	0.00	0.00	0.00	302,662,046.91	22,665,068.07	0.00	0.00	0.00	22,665,068.07	8,386,508.24	0.00	0.00	0.00	8,386,508.24	0.00	279,996,978.84	0.00	14,278,559.83
I. CONTINUING APPROPRIATIONS		302,662,046.91	0.00	302,662,046.91	302,662,046.91	0.00	0.00	0.00	302,662,046.91	22,665,068.07	0.00	0.00	0.00	22,665,068.07	8,386,508.24	0.00	0.00	0.00	8,386,508.24	0.00	279,996,978.84	0.00	14,278,559.83
I. Agency Specific Budget		302,662,046.91	0.00	302,662,046.91	302,662,046.91	0.00	0.00	0.00	302,662,046.91	22,665,068.07	0.00	0.00	0.00	22,665,068.07	8,386,508.24	0.00	0.00	0.00	8,386,508.24	0.00	279,996,978.84	0.00	14,278,559.83
Maintenance and Other Operating Expenses		302,659,794.91	0.00	302,659,794.91	302,659,794.91	0.00	0.00	0.00	302,659,794.91	22,665,068.07	0.00	0.00	0.00	22,665,068.07	8,386,508.24	0.00	0.00	0.00	8,386,508.24	0.00	279,994,726.84	0.00	14,278,559.83
Training and Scholarship Expenses	5020200000	166,180,665.24	0.00	166,180,665.24	166,180,665.24	0.00	0.00	0.00	166,180,665.24	13,114,271.70	0.00	0.00	0.00	13,114,271.70	8,344,539.46	0.00	0.00	0.00	8,344,539.46	0.00	153,066,393.54	0.00	4,769,732.24
Training Expenses	5020201000	66,936,017.55	0.00	66,936,017.55	66,936,017.55	0.00	0.00	0.00	66,936,017.55	0.00	0.00	0.00	0.00	0.00	0.00	0.00	0.00	0.00	0.00	0.00	66,936,017.55	0.00	0.00
Training Expenses	5020201002	66,936,017.55	0.00	66,936,017.55	66,936,017.55	0.00	0.00	0.00	66,936,017.55	0.00	0.00	0.00	0.00	0.00	0.00	0.00	0.00	0.00	0.00	0.00	66,936,017.55	0.00	0.00
Scholarship Grants/Expenses	5020202000	99,244,647.69	0.00	99,244,647.69	99,244,647.69	0.00	0.00	0.00	99,244,647.69	13,114,271.70	0.00	0.00	0.00	13,114,271.70	8,344,539.46	0.00	0.00	0.00	8,344,539.46	0.00	86,130,375.99	0.00	4,769,732.24
Supplies and Materials Expenses	5020300000	302,000.00	0.00	302,000.00	302,000.00	0.00	0.00	0.00	302,000.00	0.00	0.00	0.00	0.00	0.00	0.00	0.00	0.00	0.00	0.00	0.00	302,000.00	0.00	0.00
Office Supplies Expenses	5020301000	202,000.00	0.00	202,000.00	202,000.00	0.00	0.00	0.00	202,000.00	0.00	0.00	0.00	0.00	0.00	0.00	0.00	0.00	0.00	0.00	0.00	202,000.00	0.00	0.00
ICT Office Supplies	5020301001	100,000.00	0.00	100,000.00	100,000.00	0.00	0.00	0.00	100,000.00	0.00	0.00	0.00	0.00	0.00	0.00	0.00	0.00	0.00	0.00	0.00	100,000.00	0.00	0.00
Office Supplies Expenses	5020301002	102,000.00	0.00	102,000.00	102,000.00	0.00	0.00	0.00	102,000.00	0.00	0.00	0.00	0.00	0.00	0.00	0.00	0.00	0.00	0.00	0.00	102,000.00	0.00	0.00
Fuel, Oil and Lubricants Expenses	5020309000	68,000.00	0.00	68,000.00	68,000.00	0.00	0.00	0.00	68,000.00	0.00	0.00	0.00	0.00	0.00	0.00	0.00	0.00	0.00	0.00	0.00	68,000.00	0.00	0.00
Other Supplies and Materials Expenses	5020399000	32,000.00	0.00	32,000.00	32,000.00	0.00	0.00	0.00	32,000.00	0.00	0.00	0.00	0.00	0.00	0.00	0.00	0.00	0.00	0.00	0.00	32,000.00	0.00	0.00
Survey, Research, Exploration and Development	5020700000	21,205,000.00	0.00	21,205,000.00	21,205,000.00	0.00	0.00	0.00	21,205,000.00	0.00	0.00	0.00	0.00	0.00	0.00	0.00	0.00	0.00	0.00	0.00	21,205,000.00	0.00	0.00
Research, Exploration and Development	5020702000	21,205,000.00	0.00	21,205,000.00	21,205,000.00	0.00	0.00	0.00	21,205,000.00	0.00	0.00	0.00	0.00	0.00	0.00	0.00	0.00	0.00	0.00	0.00	21,205,000.00	0.00	0.00
Research, Exploration and Development	5020702002	21,205,000.00	0.00	21,205,000.00	21,205,000.00	0.00	0.00	0.00	21,205,000.00	0.00	0.00	0.00	0.00	0.00	0.00	0.00	0.00	0.00	0.00	0.00	21,205,000.00	0.00	0.00
Professional Services	5021100000	55,306,182.20	0.00	55,306,182.20	55,306,182.20	0.00	0.00	0.00	55,306,182.20	5,015,220.00	0.00	0.00	0.00	5,015,220.00	0.00	0.00	0.00	0.00	0.00	0.00	50,290,962.20	0.00	5,015,220.00
Consultancy Services	5021103000	55,306,182.20	0.00	55,306,182.20	55,306,182.20	0.00	0.00	0.00	55,306,182.20	5,015,220.00	0.00	0.00	0.00	5,015,220.00	0.00	0.00	0.00	0.00	0.00	0.00	50,290,962.20	0.00	5,015,220.00
Consultancy Services	5021103002	55,306,182.20	0.00	55,306,182.20	55,306,182.20	0.00	0.00	0.00	55,306,182.20	5,015,220.00	0.00	0.00	0.00	5,015,220.00	0.00	0.00	0.00	0.00	0.00	0.00	50,290,962.20	0.00	5,015,220.00
General Services	5021200000	439,000.00	0.00	439,000.00	439,000.00	0.00	0.00	0.00	439,000.00	0.00	0.00	0.00	0.00	0.00	0.00	0.00	0.00	0.00	0.00	0.00	439,000.00	0.00	0.00
Other General Services	5021299000	439,000.00	0.00	439,000.00	439,000.00	0.00	0.00	0.00	439,000.00	0.00	0.00	0.00	0.00	0.00	0.00	0.00	0.00	0.00	0.00	0.00	439,000.00	0.00	0.00
Other General Services	5021299099	439,000.00	0.00	439,000.00	439,000.00	0.00	0.00	0.00	439,000.00	0.00	0.00	0.00	0.00	0.00	0.00	0.00	0.00	0.00	0.00	0.00	439,000.00	0.00	0.00
Repairs and Maintenance	5021300000	69,000.00	0.00	69,000.00	69,000.00	0.00	0.00	0.00	69,000.00	0.00	0.00	0.00	0.00	0.00	0.00	0.00	0.00	0.00	0.00	0.00	69,000.00	0.00	0.00
Repairs and Maintenance - Machinery and	5021305000	69,000.00	0.00	69,000.00	69,000.00	0.00	0.00	0.00	69,000.00	0.00	0.00	0.00	0.00	0.00	0.00	0.00	0.00	0.00	0.00	0.00	69,000.00	0.00	0.00
Information and Communication Technology	5021305003	69,000.00	0.00	69,000.00	69,000.00	0.00	0.00	0.00	69,000.00	0.00	0.00	0.00	0.00	0.00	0.00	0.00	0.00	0.00	0.00	0.00	69,000.00	0.00	0.00
Taxes, Insurance Premiums and Other Fees	5021500000	27,579,947.47	0.00	27,579,947.47	27,579,947.47	0.00	0.00	0.00	27,579,947.47	1,018,576.82	0.00	0.00	0.00	1,018,576.82	41,968.78	0.00	0.00	0.00	41,968.78	0.00	26,561,370.65	0.00	976,608.04

**Department:** Other Executive Offices  
**Agency/Entity:** Philippine Competition Commission  
**Operating Unit:** < not applicable >  
**Organization Code (UACS) :** 26 038 0000000  
**Fund Cluster:** 02 Foreign Assisted Projects Fund  
 (e.g. UACS Fund Cluster: 01-Regular Agency Fund, 02-Foreign Assisted Projects Fund, 03-Special Account-Locally Funded/Domestic Grants Fund, and 04-Special Account-Foreign Assisted/Foreign Grants Fund)


	Current Year Appropriations
	Supplemental Appropriations
X	Continuing Appropriations

Particulars	UACS CODE	Appropriations			Allotments				Obligations					Disbursements					Balances				
		Authorized Appropriations	Adjustments (Transfer To/From, Modifications/ Augmentations)	Adjusted Appropriations	Allotments Received	Adjustments (Reductions, Modifications/ Augmentations)	Transfer To	Transfer From	Adjusted Allotments	1st Quarter Ending March 31	2nd Quarter Ending June 30	3rd Quarter Ending Sept. 30	4th Quarter Ending Dec. 31	TOTAL	1st Quarter Ending March 31	2nd Quarter Ending June 30	3rd Quarter Ending Sept. 30	4th Quarter Ending Dec. 31	TOTAL	Unreleased Appropriations	Unobligated Allotments	Unpaid Obligations (15-20)=(23+24)	
1	2	3	4	5=(3+4)	6	7	8	9	10=[(6+(-)7)-8+9]	11	12	13	14	15=(11+12+13+14)	16	17	18	19	20=(16+17+18+19)	21=(5-10)	22=(10-15)	23	24
Taxes, Duties and Licenses	5021501000	27,538,947.47	0.00	27,538,947.47	27,538,947.47	0.00	0.00	0.00	27,538,947.47	1,018,576.82	0.00	0.00	0.00	1,018,576.82	41,968.78	0.00	0.00	0.00	41,968.78	0.00	26,520,370.65	0.00	976,608.04
Taxes, Duties and Licenses	5021501001	27,538,947.47	0.00	27,538,947.47	27,538,947.47	0.00	0.00	0.00	27,538,947.47	1,018,576.82	0.00	0.00	0.00	1,018,576.82	41,968.78	0.00	0.00	0.00	41,968.78	0.00	26,520,370.65	0.00	976,608.04
Insurance Expenses	5021503000	41,000.00	0.00	41,000.00	41,000.00	0.00	0.00	0.00	41,000.00	0.00	0.00	0.00	0.00	0.00	0.00	0.00	0.00	0.00	0.00	0.00	41,000.00	0.00	0.00
Other Maintenance and Operating Expenses	5029900000	31,578,000.00	0.00	31,578,000.00	31,578,000.00	0.00	0.00	0.00	31,578,000.00	3,516,999.55	0.00	0.00	0.00	3,516,999.55	0.00	0.00	0.00	0.00	0.00	0.00	28,061,000.45	0.00	3,516,999.55
Advertising Expenses	5029901000	1,098,000.00	0.00	1,098,000.00	1,098,000.00	0.00	0.00	0.00	1,098,000.00	0.00	0.00	0.00	0.00	0.00	0.00	0.00	0.00	0.00	0.00	0.00	1,098,000.00	0.00	0.00
Printing and Publication Expenses	5029902000	1,295,000.00	0.00	1,295,000.00	1,295,000.00	0.00	0.00	0.00	1,295,000.00	0.00	0.00	0.00	0.00	0.00	0.00	0.00	0.00	0.00	0.00	0.00	1,295,000.00	0.00	0.00
Representation Expenses	5029903000	905,000.00	0.00	905,000.00	905,000.00	0.00	0.00	0.00	905,000.00	0.00	0.00	0.00	0.00	0.00	0.00	0.00	0.00	0.00	0.00	0.00	905,000.00	0.00	0.00
Rent/Lease Expenses	5029905000	28,280,000.00	0.00	28,280,000.00	28,280,000.00	0.00	0.00	0.00	28,280,000.00	3,516,999.55	0.00	0.00	0.00	3,516,999.55	0.00	0.00	0.00	0.00	0.00	0.00	24,763,000.45	0.00	3,516,999.55
Rents - Motor Vehicles	5029905003	28,280,000.00	0.00	28,280,000.00	28,280,000.00	0.00	0.00	0.00	28,280,000.00	3,516,999.55	0.00	0.00	0.00	3,516,999.55	0.00	0.00	0.00	0.00	0.00	0.00	24,763,000.45	0.00	3,516,999.55
Capital Outlays		2,252.00	0.00	2,252.00	2,252.00	0.00	0.00	0.00	2,252.00	0.00	0.00	0.00	0.00	0.00	0.00	0.00	0.00	0.00	0.00	0.00	2,252.00	0.00	0.00
Property, Plant and Equipment Outlay	5060400000	2,252.00	0.00	2,252.00	2,252.00	0.00	0.00	0.00	2,252.00	0.00	0.00	0.00	0.00	0.00	0.00	0.00	0.00	0.00	0.00	0.00	2,252.00	0.00	0.00
Transportation Equipment Outlay	5060406000	2,252.00	0.00	2,252.00	2,252.00	0.00	0.00	0.00	2,252.00	0.00	0.00	0.00	0.00	0.00	0.00	0.00	0.00	0.00	0.00	0.00	2,252.00	0.00	0.00
Motor Vehicles	5060406001	2,252.00	0.00	2,252.00	2,252.00	0.00	0.00	0.00	2,252.00	0.00	0.00	0.00	0.00	0.00	0.00	0.00	0.00	0.00	0.00	0.00	2,252.00	0.00	0.00
GRAND TOTAL		302,662,046.91	0.00	302,662,046.91	302,662,046.91	0.00	0.00	0.00	302,662,046.91	22,665,068.07	0.00	0.00	0.00	22,665,068.07	8,386,508.24	0.00	0.00	0.00	8,386,508.24	0.00	279,996,978.84	0.00	14,278,559.83

**Certified Correct:**  
  
 BERNARD L. TINONAS  
 Budget Division, Chief  
 Date: 2023-04-25 18:11:41

**Certified Correct:**  
  
 REUBEN JONATHAN F. MONTENEGRO  
 Accounting Division, Chief  
 Date: 2023-04-25 18:11:41

**Recommending Approval:**  
 -  
 \_\_\_\_\_  
 -  
 Date: 2023-04-27 10:12:56

**Approved By:**  
  
 JOSEPA MELVIN B. BASAS  
 FPMO, Director IV  
 Date: 2023-04-27 11:08:57