

STATEMENT OF APPROPRIATIONS, ALLOTMENTS, OBLIGATIONS, DISBURSEMENTS AND BALANCES

As at the Quarter Ending March 31, 2023

Department : Other Executive Offices
 Agency/Entity : Philippine Competition Commission
 Operating Unit : < not applicable >
 Organization Code (UACS) : 26 038 0000000
 Fund Cluster : 01 Regular Agency Fund
 (e.g. UACS Fund Cluster: 01-Regular Agency Fund, 02-Foreign Assisted Projects Fund, 03-Special Account-Locally Funded/Domestic Grants Fund, and 04-Special Account-Foreign Assisted/Foreign Grants Fund)

	Current Year Appropriations
	Supplemental Appropriations
X	Continuing Appropriations

Particulars	UACS CODE	Appropriations			Allotments			Current Year Obligations					Current Year Disbursements					Balances					
		Authorized Appropriations	Adjustments (Transfer To/From, Realignment)	Adjusted Appropriations	Allotments Received	Adjustments (Withdrawal, Realignment)	Transfer To	Transfer From	Adjusted Total Allotments	1st Quarter Ending March 31	2nd Quarter Ending June 30	3rd Quarter Ending September 30	4th Quarter Ending December 31	TOTAL	1st Quarter Ending March 31	2nd Quarter Ending June 30	3rd Quarter Ending September 30	4th Quarter Ending December 31	TOTAL	Unreleased Appropriations	Unobligated Allotments	Unpaid Obligations (15-20)=(23+24)	
																						Due and Demandable	Not Yet Due and Demandable
1	2	3	4	5=(3+4)	6	7	8	9	10=[(6+(-)7)-8+9]	11	12	13	14	15=(11+12+13+14)	16	17	18	19	20=(16+17+18+19)	21=(5-10)	22=(10-15)	23	24
I. Continuing Appropriations		75,102,261.17	0.00	75,102,261.17	75,102,261.17	1.00	0.00	0.00	75,102,262.17	19,937,681.71	0.00	0.00	0.00	19,937,681.71	4,379,744.46	0.00	0.00	0.00	4,379,744.46	(1.00)	55,164,580.46	0.00	15,557,937.25
I. Agency Specific Budget		75,102,261.17	0.00	75,102,261.17	75,102,261.17	1.00	0.00	0.00	75,102,262.17	19,937,681.71	0.00	0.00	0.00	19,937,681.71	4,379,744.46	0.00	0.00	0.00	4,379,744.46	(1.00)	55,164,580.46	0.00	15,557,937.25
General Administration and Support	1000000000000000	20,471,104.79	0.00	20,471,104.79	20,471,104.79	1.00	0.00	0.00	20,471,105.79	1,308,119.80	0.00	0.00	0.00	1,308,119.80	1,308,119.80	0.00	0.00	0.00	1,308,119.80	(1.00)	19,162,985.99	0.00	0.00
General Management and Supervision	100000100001000	20,471,104.79	0.00	20,471,104.79	20,471,104.79	1.00	0.00	0.00	20,471,105.79	1,308,119.80	0.00	0.00	0.00	1,308,119.80	1,308,119.80	0.00	0.00	0.00	1,308,119.80	(1.00)	19,162,985.99	0.00	0.00
MOOE		20,056,312.79	0.00	20,056,312.79	20,056,312.79	0.00	0.00	0.00	20,056,312.79	1,308,119.80	0.00	0.00	0.00	1,308,119.80	1,308,119.80	0.00	0.00	0.00	1,308,119.80	0.00	18,748,192.99	0.00	0.00
CO		414,792.00	0.00	414,792.00	414,792.00	1.00	0.00	0.00	414,793.00	0.00	0.00	0.00	0.00	0.00	0.00	0.00	0.00	0.00	0.00	(1.00)	414,793.00	0.00	0.00
Sub-Total, General Administration and Support		20,471,104.79	0.00	20,471,104.79	20,471,104.79	1.00	0.00	0.00	20,471,105.79	1,308,119.80	0.00	0.00	0.00	1,308,119.80	1,308,119.80	0.00	0.00	0.00	1,308,119.80	(1.00)	19,162,985.99	0.00	0.00
PS		0.00	0.00	0.00	0.00	0.00	0.00	0.00	0.00	0.00	0.00	0.00	0.00	0.00	0.00	0.00	0.00	0.00	0.00	0.00	0.00	0.00	0.00
MOOE		20,056,312.79	0.00	20,056,312.79	20,056,312.79	0.00	0.00	0.00	20,056,312.79	1,308,119.80	0.00	0.00	0.00	1,308,119.80	1,308,119.80	0.00	0.00	0.00	1,308,119.80	0.00	18,748,192.99	0.00	0.00
FinEx (if Applicable)		0.00	0.00	0.00	0.00	0.00	0.00	0.00	0.00	0.00	0.00	0.00	0.00	0.00	0.00	0.00	0.00	0.00	0.00	0.00	0.00	0.00	0.00
CO		414,792.00	0.00	414,792.00	414,792.00	1.00	0.00	0.00	414,793.00	0.00	0.00	0.00	0.00	0.00	0.00	0.00	0.00	0.00	0.00	(1.00)	414,793.00	0.00	0.00
Operations	3000000000000000	54,631,156.38	0.00	54,631,156.38	54,631,156.38	0.00	0.00	0.00	54,631,156.38	18,629,561.91	0.00	0.00	0.00	18,629,561.91	3,071,624.66	0.00	0.00	0.00	3,071,624.66	0.00	36,001,594.47	0.00	15,557,937.25
OO : Philippine Competition Act, which prohibits anti-competitive agreements, abuse of dominant position, and anti-competitive mergers and acquisitions enforced		54,631,156.38	0.00	54,631,156.38	54,631,156.38	0.00	0.00	0.00	54,631,156.38	18,629,561.91	0.00	0.00	0.00	18,629,561.91	3,071,624.66	0.00	0.00	0.00	3,071,624.66	0.00	36,001,594.47	0.00	15,557,937.25
COMPETITION POLICY ENFORCEMENT PROGRAM		54,631,156.38	0.00	54,631,156.38	54,631,156.38	0.00	0.00	0.00	54,631,156.38	18,629,561.91	0.00	0.00	0.00	18,629,561.91	3,071,624.66	0.00	0.00	0.00	3,071,624.66	0.00	36,001,594.47	0.00	15,557,937.25
Enforcement of Rules and Regulations, Review of Mergers and Acquisition, and Policy Research and Advocacy/Capacity Building Program	310100100001000	54,631,156.38	0.00	54,631,156.38	54,631,156.38	0.00	0.00	0.00	54,631,156.38	18,629,561.91	0.00	0.00	0.00	18,629,561.91	3,071,624.66	0.00	0.00	0.00	3,071,624.66	0.00	36,001,594.47	0.00	15,557,937.25
MOOE		54,631,156.38	0.00	54,631,156.38	54,631,156.38	0.00	0.00	0.00	54,631,156.38	18,629,561.91	0.00	0.00	0.00	18,629,561.91	3,071,624.66	0.00	0.00	0.00	3,071,624.66	0.00	36,001,594.47	0.00	15,557,937.25
Sub-Total, Operations		54,631,156.38	0.00	54,631,156.38	54,631,156.38	0.00	0.00	0.00	54,631,156.38	18,629,561.91	0.00	0.00	0.00	18,629,561.91	3,071,624.66	0.00	0.00	0.00	3,071,624.66	0.00	36,001,594.47	0.00	15,557,937.25
PS		0.00	0.00	0.00	0.00	0.00	0.00	0.00	0.00	0.00	0.00	0.00	0.00	0.00	0.00	0.00	0.00	0.00	0.00	0.00	0.00	0.00	0.00
MOOE		54,631,156.38	0.00	54,631,156.38	54,631,156.38	0.00	0.00	0.00	54,631,156.38	18,629,561.91	0.00	0.00	0.00	18,629,561.91	3,071,624.66	0.00	0.00	0.00	3,071,624.66	0.00	36,001,594.47	0.00	15,557,937.25
FinEx (if Applicable)		0.00	0.00	0.00	0.00	0.00	0.00	0.00	0.00	0.00	0.00	0.00	0.00	0.00	0.00	0.00	0.00	0.00	0.00	0.00	0.00	0.00	0.00
CO		0.00	0.00	0.00	0.00	0.00	0.00	0.00	0.00	0.00	0.00	0.00	0.00	0.00	0.00	0.00	0.00	0.00	0.00	0.00	0.00	0.00	0.00
GRAND TOTAL		75,102,261.17	0.00	75,102,261.17	75,102,261.17	1.00	0.00	0.00	75,102,262.17	19,937,681.71	0.00	0.00	0.00	19,937,681.71	4,379,744.46	0.00	0.00	0.00	4,379,744.46	(1.00)	55,164,580.46	0.00	15,557,937.25
PS		0.00	0.00	0.00	0.00	0.00	0.00	0.00	0.00	0.00	0.00	0.00	0.00	0.00	0.00	0.00	0.00	0.00	0.00	0.00	0.00	0.00	0.00
MOOE		74,687,469.17	0.00	74,687,469.17	74,687,469.17	0.00	0.00	0.00	74,687,469.17	19,937,681.71	0.00	0.00	0.00	19,937,681.71	4,379,744.46	0.00	0.00	0.00	4,379,744.46	0.00	54,749,787.46	0.00	15,557,937.25
FinEx (if Applicable)		0.00	0.00	0.00	0.00	0.00	0.00	0.00	0.00	0.00	0.00	0.00	0.00	0.00	0.00	0.00	0.00	0.00	0.00	0.00	0.00	0.00	0.00
CO		414,792.00	0.00	414,792.00	414,792.00	1.00	0.00	0.00	414,793.00	0.00	0.00	0.00	0.00	0.00	0.00	0.00	0.00	0.00	0.00	(1.00)	414,793.00	0.00	0.00

Certified Correct:


BERNARD L. TINONAS

Budget Division, Chief

Date: 2023-04-26 08:17:26

Certified Correct:


REUBEN JONATHAN P. MONTENEGRO

Accounting Division, Chief

Date: 2023-04-26 08:17:26

Recommending Approval:

-

-

Date: 2023-04-27 10:11:59

Approved By:


JOSEPH MELVIN B. BASAS

FPMO, Director IV

Date: 2023-04-27 10:55:28


STATEMENT OF APPROPRIATIONS, ALLOTMENTS, OBLIGATIONS, DISBURSEMENTS AND BALANCES


As at the Quarter Ending March 31, 2023

Department : Other Executive Offices
 Agency/Entity : Philippine Competition Commission
 Operating Unit : < not applicable >
 Organization Code (UACS) : 26 038 0000000
 Fund Cluster : 02 Foreign Assisted Projects Fund
 (e.g. UACS Fund Cluster: 01-Regular Agency Fund, 02-Foreign Assisted Projects Fund, 03-Special Account-Locally Funded/Domestic Grants Fund, and 04-Special Account-Foreign Assisted/Foreign Grants Fund)


	Current Year Appropriations
	Supplemental Appropriations
X	Continuing Appropriations

Particulars	UACS CODE	Appropriations			Allotments			Current Year Obligations					Current Year Disbursements					Balances					
		Authorized Appropriations	Adjustments (Transfer To/From, Realignment)	Adjusted Appropriations	Allotments Received	Adjustments (Withdrawal, Realignment)	Transfer To	Transfer From	Adjusted Total Allotments	1st Quarter Ending March 31	2nd Quarter Ending June 30	3rd Quarter Ending September 30	4th Quarter Ending December 31	TOTAL	1st Quarter Ending March 31	2nd Quarter Ending June 30	3rd Quarter Ending September 30	4th Quarter Ending December 31	TOTAL	Unreleased Appropriations	Unobligated Allotments	Unpaid Obligations (15-20)=(23+24)	
																						Due and Demandable	Not Yet Due and Demandable
1	2	3	4	5=(3+4)	6	7	8	9	10=[(6+(-7))-8+9]	11	12	13	14	15=(11+12+13+14)	16	17	18	19	20=(16+17+18+19)	21=(5-10)	22=(10-15)	23	24
I. Continuing Appropriations		302,662,046.91	0.00	302,662,046.91	302,662,046.91	0.00	0.00	0.00	302,662,046.91	22,665,068.07	0.00	0.00	0.00	22,665,068.07	8,386,508.24	0.00	0.00	0.00	8,386,508.24	0.00	279,996,978.84	0.00	14,278,559.83
I. Agency Specific Budget		302,662,046.91	0.00	302,662,046.91	302,662,046.91	0.00	0.00	0.00	302,662,046.91	22,665,068.07	0.00	0.00	0.00	22,665,068.07	8,386,508.24	0.00	0.00	0.00	8,386,508.24	0.00	279,996,978.84	0.00	14,278,559.83
Operations	3000000000000000	302,662,046.91	0.00	302,662,046.91	302,662,046.91	0.00	0.00	0.00	302,662,046.91	22,665,068.07	0.00	0.00	0.00	22,665,068.07	8,386,508.24	0.00	0.00	0.00	8,386,508.24	0.00	279,996,978.84	0.00	14,278,559.83
OO : Philippine Competition Act, which prohibits anti-competitive agreements, abuse of dominant position, and anti-competitive mergers and acquisitions enforced		302,662,046.91	0.00	302,662,046.91	302,662,046.91	0.00	0.00	0.00	302,662,046.91	22,665,068.07	0.00	0.00	0.00	22,665,068.07	8,386,508.24	0.00	0.00	0.00	8,386,508.24	0.00	279,996,978.84	0.00	14,278,559.83
COMPETITION POLICY ENFORCEMENT PROGRAM		302,662,046.91	0.00	302,662,046.91	302,662,046.91	0.00	0.00	0.00	302,662,046.91	22,665,068.07	0.00	0.00	0.00	22,665,068.07	8,386,508.24	0.00	0.00	0.00	8,386,508.24	0.00	279,996,978.84	0.00	14,278,559.83
Enforcement of Rules and Regulations, Review of Mergers and Acquisition, and Policy Research and Advocacy/Capacity Building Program	310100100001000	27,541,199.47	0.00	27,541,199.47	27,541,199.47	0.00	0.00	0.00	27,541,199.47	1,018,576.82	0.00	0.00	0.00	1,018,576.82	41,968.78	0.00	0.00	0.00	41,968.78	0.00	26,522,622.65	0.00	976,608.04
MOOE		27,538,947.47	0.00	27,538,947.47	27,538,947.47	0.00	0.00	0.00	27,538,947.47	1,018,576.82	0.00	0.00	0.00	1,018,576.82	41,968.78	0.00	0.00	0.00	41,968.78	0.00	26,520,370.65	0.00	976,608.04
CO		2,252.00	0.00	2,252.00	2,252.00	0.00	0.00	0.00	2,252.00	0.00	0.00	0.00	0.00	0.00	0.00	0.00	0.00	0.00	0.00	0.00	2,252.00	0.00	0.00
Foreign-Assisted Project(s)		275,120,847.44	0.00	275,120,847.44	275,120,847.44	0.00	0.00	0.00	275,120,847.44	21,646,491.25	0.00	0.00	0.00	21,646,491.25	8,344,539.46	0.00	0.00	0.00	8,344,539.46	0.00	253,474,356.19	0.00	13,301,951.79
Capacity Building to Foster Competition	310100300001000	275,120,847.44	0.00	275,120,847.44	275,120,847.44	0.00	0.00	0.00	275,120,847.44	21,646,491.25	0.00	0.00	0.00	21,646,491.25	8,344,539.46	0.00	0.00	0.00	8,344,539.46	0.00	253,474,356.19	0.00	13,301,951.79
MOOE		246,840,847.44	0.00	246,840,847.44	246,840,847.44	0.00	0.00	0.00	246,840,847.44	18,129,491.70	0.00	0.00	0.00	18,129,491.70	8,344,539.46	0.00	0.00	0.00	8,344,539.46	0.00	228,711,355.74	0.00	9,784,952.24
CO		28,280,000.00	0.00	28,280,000.00	28,280,000.00	0.00	0.00	0.00	28,280,000.00	3,516,999.55	0.00	0.00	0.00	3,516,999.55	0.00	0.00	0.00	0.00	0.00	0.00	24,763,000.45	0.00	3,516,999.55
Sub-Total, Operations		302,662,046.91	0.00	302,662,046.91	302,662,046.91	0.00	0.00	0.00	302,662,046.91	22,665,068.07	0.00	0.00	0.00	22,665,068.07	8,386,508.24	0.00	0.00	0.00	8,386,508.24	0.00	279,996,978.84	0.00	14,278,559.83
PS		0.00	0.00	0.00	0.00	0.00	0.00	0.00	0.00	0.00	0.00	0.00	0.00	0.00	0.00	0.00	0.00	0.00	0.00	0.00	0.00	0.00	0.00
MOOE		274,379,794.91	0.00	274,379,794.91	274,379,794.91	0.00	0.00	0.00	274,379,794.91	19,148,068.52	0.00	0.00	0.00	19,148,068.52	8,386,508.24	0.00	0.00	0.00	8,386,508.24	0.00	255,231,726.39	0.00	10,761,560.28
FinEx (if Applicable)		0.00	0.00	0.00	0.00	0.00	0.00	0.00	0.00	0.00	0.00	0.00	0.00	0.00	0.00	0.00	0.00	0.00	0.00	0.00	0.00	0.00	0.00
CO		28,282,252.00	0.00	28,282,252.00	28,282,252.00	0.00	0.00	0.00	28,282,252.00	3,516,999.55	0.00	0.00	0.00	3,516,999.55	0.00	0.00	0.00	0.00	0.00	0.00	24,765,252.45	0.00	3,516,999.55
GRAND TOTAL		302,662,046.91	0.00	302,662,046.91	302,662,046.91	0.00	0.00	0.00	302,662,046.91	22,665,068.07	0.00	0.00	0.00	22,665,068.07	8,386,508.24	0.00	0.00	0.00	8,386,508.24	0.00	279,996,978.84	0.00	14,278,559.83
PS		0.00	0.00	0.00	0.00	0.00	0.00	0.00	0.00	0.00	0.00	0.00	0.00	0.00	0.00	0.00	0.00	0.00	0.00	0.00	0.00	0.00	0.00
MOOE		274,379,794.91	0.00	274,379,794.91	274,379,794.91	0.00	0.00	0.00	274,379,794.91	19,148,068.52	0.00	0.00	0.00	19,148,068.52	8,386,508.24	0.00	0.00	0.00	8,386,508.24	0.00	255,231,726.39	0.00	10,761,560.28
FinEx (if Applicable)		0.00	0.00	0.00	0.00	0.00	0.00	0.00	0.00	0.00	0.00	0.00	0.00	0.00	0.00	0.00	0.00	0.00	0.00	0.00	0.00	0.00	0.00
CO		28,282,252.00	0.00	28,282,252.00	28,282,252.00	0.00	0.00	0.00	28,282,252.00	3,516,999.55	0.00	0.00	0.00	3,516,999.55	0.00	0.00	0.00	0.00	0.00	0.00	24,765,252.45	0.00	3,516,999.55

Certified Correct:

 BERNARD L. TINONAS
 Budget Division, Chief
 Date: 2023-04-26 08:17:26

Certified Correct:

 REUBEN JONATHAN P. MONTENEGRO
 Accounting Division, Chief
 Date: 2023-04-26 08:17:26

Recommending Approval:
 -
 -
 Date: 2023-04-27 10:11:59

Approved By:

 JOSEPH MELVIN B. BASAS
 FPMO, Director IV
 Date: 2023-04-27 10:55:28