

SUMMARY OF APPROPRIATIONS, ALLOTMENTS, OBLIGATIONS, DISBURSEMENTS AND BALANCES BY OBJECT OF EXPENDITURES

As at the Quarter Ending September 30, 2022

Department : Other Executive Offices
 Agency : Philippine Competition Commission
 Operating Unit : < not applicable >
 Organization Code (UACS) : 26 038 000000
 Fund Cluster : 01 Regular Agency Fund
 (e.g. UACS Fund Cluster: 01-Regular Agency Fund, 02-Foreign Assisted Projects Fund, 03-Special Account-Locally Funded/Domestic Grants Fund, and 04-Special Account-Foreign Assisted/Foreign Grants Fund)

X	Current Year Appropriations
	Supplemental Appropriations
	Continuing Appropriations

Particulars	UACS CODE	Appropriations			Allotments					Obligations					Disbursements					Balances			
		Authorized Appropriations	Adjustments (Transfer To/From, Modifications/Augmentations)	Adjusted Appropriations	Allotments Received	Adjustments (Reductions, Modifications/Augmentations)	Transfer To	Transfer From	Adjusted Allotments	1st Quarter Ending March 31	2nd Quarter Ending June 30	3rd Quarter Ending Sept. 30	4th Quarter Ending Dec. 31	TOTAL	1st Quarter Ending March 31	2nd Quarter Ending June 30	3rd Quarter Ending Sept. 30	4th Quarter Ending Dec. 31	TOTAL	Unreleased Appropriations	Unobligated Allotments	Unpaid Obligations (15-20)=(23+24)	
																						Due and Demandable	Not Yet Due and Demandable
1	2	3	4	5=(3+4)	6	7	8	9	10=[(6+(-)7)-8+9]	11	12	13	14	15=(11+12+13+14)	16	17	18	19	20=(16+17+18+19)	21=(5-10)	22=(10-15)	23	24
SUMMARY		570,146,000.00	7,666,940.00	577,812,940.00	570,146,000.00	7,666,940.00	0.00	0.00	577,812,940.00	155,620,372.59	88,120,557.20	89,901,830.31	0.00	333,642,760.10	88,807,754.74	100,760,540.11	92,656,198.09	0.00	282,224,492.94	0.00	244,170,179.90	3,039,859.71	48,378,407.45
A. AGENCY SPECIFIC BUDGET		548,202,000.00	0.00	548,202,000.00	548,202,000.00	0.00	0.00	0.00	548,202,000.00	145,752,100.31	82,022,092.28	86,925,141.93	0.00	314,699,334.52	80,771,604.59	92,936,655.21	89,674,075.48	0.00	263,382,335.28	0.00	233,502,665.48	2,938,591.79	48,378,407.45
Personnel Services		233,222,000.00	0.00	233,222,000.00	233,222,000.00	0.00	0.00	0.00	233,222,000.00	39,777,803.70	56,337,820.88	47,090,822.31	0.00	143,206,446.89	38,023,334.20	57,199,255.57	45,045,265.33	0.00	140,267,855.10	0.00	90,015,553.11	2,938,591.79	0.00
Salaries and Wages	501010000	182,868,000.00	(12,619,000.00)	170,249,000.00	182,868,000.00	(12,619,000.00)	0.00	0.00	170,249,000.00	35,984,603.91	39,332,558.56	35,892,073.83	0.00	111,209,236.30	34,236,925.36	40,309,446.96	33,960,992.89	0.00	108,507,365.21	0.00	59,039,763.70	2,701,871.09	0.00
Salaries and Wages - Regular	501010100	182,868,000.00	(12,619,000.00)	170,249,000.00	182,868,000.00	(12,619,000.00)	0.00	0.00	170,249,000.00	35,984,603.91	39,332,558.56	35,892,073.83	0.00	111,209,236.30	34,236,925.36	40,309,446.96	33,960,992.89	0.00	108,507,365.21	0.00	59,039,763.70	2,701,871.09	0.00
Basic Salary - Civilian	501010101	182,868,000.00	(12,619,000.00)	170,249,000.00	182,868,000.00	(12,619,000.00)	0.00	0.00	170,249,000.00	35,984,603.91	39,332,558.56	35,892,073.83	0.00	111,209,236.30	34,236,925.36	40,309,446.96	33,960,992.89	0.00	108,507,365.21	0.00	59,039,763.70	2,701,871.09	0.00
Other Compensation	501020000	46,446,000.00	844,000.00	47,290,000.00	46,446,000.00	844,000.00	0.00	0.00	47,290,000.00	3,437,431.90	14,463,164.61	3,181,898.18	0.00	21,082,494.69	3,430,840.95	14,347,610.90	3,067,622.14	0.00	20,846,073.99	0.00	26,207,505.31	236,420.70	0.00
Personal Economic Relief Allowance (PERA)	501020100	5,592,000.00	0.00	5,592,000.00	5,592,000.00	0.00	0.00	0.00	5,592,000.00	1,116,181.90	1,186,727.54	1,129,727.42	0.00	3,432,636.86	1,112,090.95	1,174,727.53	1,111,272.82	0.00	3,398,091.30	0.00	2,159,363.14	34,545.56	0.00
PERA - Civilian	501020101	5,592,000.00	0.00	5,592,000.00	5,592,000.00	0.00	0.00	0.00	5,592,000.00	1,116,181.90	1,186,727.54	1,129,727.42	0.00	3,432,636.86	1,112,090.95	1,174,727.53	1,111,272.82	0.00	3,398,091.30	0.00	2,159,363.14	34,545.56	0.00
Representation Allowance (RA)	501020200	3,324,000.00	0.00	3,324,000.00	3,324,000.00	0.00	0.00	0.00	3,324,000.00	668,250.00	478,250.00	636,750.00	0.00	1,783,250.00	667,000.00	475,750.00	638,000.00	0.00	1,540,750.00	0.00	1,540,750.00	2,500.00	0.00
Transportation Allowance (TA)	501020300	3,324,000.00	0.00	3,324,000.00	3,324,000.00	0.00	0.00	0.00	3,324,000.00	633,000.00	371,386.36	444,454.56	0.00	1,448,840.92	631,750.00	368,886.36	445,704.56	0.00	1,446,340.92	0.00	1,875,159.08	2,500.00	0.00
Transportation Allowance (TA)	5010203001	3,324,000.00	0.00	3,324,000.00	3,324,000.00	0.00	0.00	0.00	3,324,000.00	633,000.00	371,386.36	444,454.56	0.00	1,448,840.92	631,750.00	368,886.36	445,704.56	0.00	1,446,340.92	0.00	1,875,159.08	2,500.00	0.00
Clothing/Uniform Allowance	501020400	1,398,000.00	0.00	1,398,000.00	1,398,000.00	0.00	0.00	0.00	1,398,000.00	1,020,000.00	0.00	12,000.00	0.00	1,032,000.00	1,020,000.00	0.00	12,000.00	0.00	1,032,000.00	0.00	366,000.00	0.00	0.00
Clothing/Uniform Allowance - Civilian	5010204001	1,398,000.00	0.00	1,398,000.00	1,398,000.00	0.00	0.00	0.00	1,398,000.00	1,020,000.00	0.00	12,000.00	0.00	1,032,000.00	1,020,000.00	0.00	12,000.00	0.00	1,032,000.00	0.00	366,000.00	0.00	0.00
Honoraria	501021000	0.00	344,000.00	344,000.00	0.00	344,000.00	0.00	0.00	344,000.00	0.00	344,000.00	(0.01)	0.00	343,999.99	0.00	340,814.81	3,185.18	0.00	343,999.99	0.00	0.01	0.00	0.00
Honoraria - Civilian	501021001	0.00	344,000.00	344,000.00	0.00	344,000.00	0.00	0.00	344,000.00	0.00	344,000.00	(0.01)	0.00	343,999.99	0.00	340,814.81	3,185.18	0.00	343,999.99	0.00	0.01	0.00	0.00
Overtime and Night Pay	501021300	0.00	500,000.00	500,000.00	0.00	500,000.00	0.00	0.00	500,000.00	0.00	176,602.71	193,940.51	0.00	370,543.22	0.00	176,575.20	141,750.28	0.00	318,325.48	0.00	129,456.78	52,217.74	0.00
Overtime Pay	5010213001	0.00	500,000.00	500,000.00	0.00	500,000.00	0.00	0.00	500,000.00	0.00	176,602.71	193,940.51	0.00	370,543.22	0.00	176,575.20	141,750.28	0.00	318,325.48	0.00	129,456.78	52,217.74	0.00
Year End Bonus	501021400	15,239,000.00	0.00	15,239,000.00	15,239,000.00	0.00	0.00	0.00	15,239,000.00	0.00	30,947.00	556,502.70	0.00	587,449.70	0.00	0.00	511,686.30	0.00	511,686.30	0.00	14,651,550.30	75,763.40	0.00
Bonus - Civilian	5010214001	15,239,000.00	0.00	15,239,000.00	15,239,000.00	0.00	0.00	0.00	15,239,000.00	0.00	30,947.00	556,502.70	0.00	587,449.70	0.00	0.00	511,686.30	0.00	511,686.30	0.00	14,651,550.30	75,763.40	0.00
Cash Gift	501021500	1,165,000.00	0.00	1,165,000.00	1,165,000.00	0.00	0.00	0.00	1,165,000.00	0.00	2,500.00	19,500.00	0.00	22,000.00	0.00	0.00	15,000.00	0.00	15,000.00	0.00	1,143,000.00	7,000.00	0.00
Cash Gift - Civilian	5010215001	1,165,000.00	0.00	1,165,000.00	1,165,000.00	0.00	0.00	0.00	1,165,000.00	0.00	2,500.00	19,500.00	0.00	22,000.00	0.00	0.00	15,000.00	0.00	15,000.00	0.00	1,143,000.00	7,000.00	0.00
Mid-Year Bonus - Civilian	501021600	15,239,000.00	0.00	15,239,000.00	15,239,000.00	0.00	0.00	0.00	15,239,000.00	0.00	11,872,751.00	189,023.00	0.00	12,061,774.00	0.00	11,810,857.00	189,023.00	0.00	11,999,880.00	0.00	3,177,226.00	61,894.00	0.00
Mid-Year Bonus - Civilian	5010216001	15,239,000.00	0.00	15,239,000.00	15,239,000.00	0.00	0.00	0.00	15,239,000.00	0.00	11,872,751.00	189,023.00	0.00	12,061,774.00	0.00	11,810,857.00	189,023.00	0.00	11,999,880.00	0.00	3,177,226.00	61,894.00	0.00
Other Bonuses and Allowances	501029900	1,165,000.00	0.00	1,165,000.00	1,165,000.00	0.00	0.00	0.00	1,165,000.00	0.00	0.00	0.00	0.00	0.00	0.00	0.00	0.00	0.00	0.00	0.00	1,165,000.00	0.00	0.00
Productivity Enhancement Incentive - Civilian	5010299012	1,165,000.00	0.00	1,165,000.00	1,165,000.00	0.00	0.00	0.00	1,165,000.00	0.00	0.00	0.00	0.00	0.00	0.00	0.00	0.00	0.00	0.00	0.00	1,165,000.00	0.00	0.00
Personnel Benefit Contributions	501030000	2,955,000.00	0.00	2,955,000.00	2,955,000.00	0.00	0.00	0.00	2,955,000.00	338,737.18	549,216.72	692,816.50	0.00	1,580,770.40	338,537.18	549,316.72	692,616.50	0.00	1,580,470.40	0.00	1,374,229.60	300.00	0.00
Pag-IBIG Contributions	501030200	280,000.00	0.00	280,000.00	280,000.00	0.00	0.00	0.00	280,000.00	38,100.00	59,600.00	58,100.00	0.00	155,800.00	38,100.00	59,600.00	57,900.00	0.00	155,600.00	0.00	124,200.00	200.00	0.00
Pag-IBIG - Civilian	5010302001	280,000.00	0.00	280,000.00	280,000.00	0.00	0.00	0.00	280,000.00	38,100.00	59,600.00	58,100.00	0.00	155,800.00	38,100.00	59,600.00	57,900.00	0.00	155,600.00	0.00	124,200.00	200.00	0.00
PhilHealth Contributions	501030300	2,395,000.00	0.00	2,395,000.00	2,395,000.00	0.00	0.00	0.00	2,395,000.00	262,537.18	411,216.72	596,316.50	0.00	1,270,070.40	262,537.18	411,216.72	596,316.50	0.00	1,270,070.40	0.00	1,124,929.60	0.00	0.00
PhilHealth - Civilian	5010303001	2,395,000.00	0.00	2,395,000.00	2,395,000.00	0.00	0.00	0.00	2,395,000.00	262,537.18	411,216.72	596,316.50	0.00	1,270,070.40	262,537.18	411,216.72	596,316.50	0.00	1,270,070.40	0.00	1,124,929.60	0.00	0.00
Employees Compensation Insurance Premiums (ECIP)	501030400	280,000.00	0.00	280,000.00	280,000.00	0.00	0.00	0.00	280,000.00	38,100.00	78,400.00	38,400.00	0.00	154,900.00	37,900.00	78,500.00	38,400.00	0.00	154,800.00	0.00	125,100.00	100.00	0.00
ECIP - Civilian	5010304001	280,000.00	0.00	280,000.00	280,000.00	0.00	0.00	0.00	280,000.00</														

Department : Other Executive Offices
 Agency : Philippine Competition Commission
 Operating Unit : < not applicable >
 Organization Code (UACS) : 26 038 000000
 Fund Cluster : 01 Regular Agency Fund

X	Current Year Appropriations
	Supplemental Appropriations
	Continuing Appropriations

(e.g. UACS Fund Cluster: 01-Regular Agency Fund, 02-Foreign Assisted Projects Fund, 03-Special Account-Locally Funded/Domestic Grants Fund, and 04-Special Account-Foreign Assisted/Foreign Grants Fund)


Particulars	UACS CODE	Appropriations			Allotments					Obligations					Disbursements					Balances			
		Authorized Appropriations	Adjustments (Transfer To/From, Modifications/Augmentations)	Adjusted Appropriations	Allotments Received	Adjustments (Reductions, Modifications/Augmentations)	Transfer To	Transfer From	Adjusted Allotments	1st Quarter Ending March 31	2nd Quarter Ending June 30	3rd Quarter Ending Sept. 30	4th Quarter Ending Dec. 31	TOTAL	1st Quarter Ending March 31	2nd Quarter Ending June 30	3rd Quarter Ending Sept. 30	4th Quarter Ending Dec. 31	TOTAL	Unreleased Appropriations	Unobligated Allotments	Unpaid Obligations (15-20)=(23+24)	
																						Due and Demandable	Not Yet Due and Demandable
1	2	3	4	5=(3+4)	6	7	8	9	10=[(6+(-)7)-8+9]	11	12	13	14	15=(11+12+13+14)	16	17	18	19	20=(16+17+18+19)	21=(5-10)	22=(10-15)	23	24
Training Expenses	5020201002	13,224,000.00	(600,000.00)	12,624,000.00	13,224,000.00	(600,000.00)	0.00	0.00	12,624,000.00	146,981.40	1,673,844.36	661,525.19	0.00	2,482,350.95	88,596.00	605,715.51	1,761,491.98	0.00	2,455,803.49	0.00	10,141,649.05	0.00	26,547.46
Supplies and Materials Expenses	5020300000	12,224,000.00	0.00	12,224,000.00	12,224,000.00	0.00	0.00	0.00	12,224,000.00	2,730,655.72	476,175.63	471,847.88	0.00	3,678,679.23	241,409.00	1,173,222.89	952,417.40	0.00	2,367,049.29	0.00	8,545,320.77	0.00	1,311,629.94
Office Supplies Expenses	5020301000	4,593,000.00	0.00	4,593,000.00	4,593,000.00	0.00	0.00	0.00	4,593,000.00	164,780.00	338,959.88	170,255.00	0.00	673,994.88	102,460.00	401,279.88	160,450.00	0.00	664,189.88	0.00	3,919,005.12	0.00	9,805.00
ICT Office Supplies	5020301001	931,000.00	0.00	931,000.00	931,000.00	0.00	0.00	0.00	931,000.00	90,820.00	0.00	162,850.00	0.00	253,670.00	28,500.00	62,320.00	157,950.00	0.00	248,770.00	0.00	677,330.00	0.00	4,900.00
Office Supplies Expenses	5020301002	3,662,000.00	0.00	3,662,000.00	3,662,000.00	0.00	0.00	0.00	3,662,000.00	73,960.00	338,959.88	7,405.00	0.00	420,324.88	73,960.00	338,959.88	2,500.00	0.00	415,419.88	0.00	3,241,675.12	0.00	4,905.00
Accountable Forms Expenses	5020302000	10,000.00	0.00	10,000.00	10,000.00	0.00	0.00	0.00	10,000.00	5,000.00	2,400.00	1,600.00	0.00	9,000.00	5,000.00	2,400.00	0.00	0.00	7,400.00	0.00	1,000.00	0.00	1,600.00
Medical, Dental and Laboratory Supplies Expenses	5020308000	295,000.00	0.00	295,000.00	295,000.00	0.00	0.00	0.00	295,000.00	10,826.98	9,200.00	44,460.96	0.00	64,487.94	9,299.00	10,696.54	35,331.78	0.00	55,327.32	0.00	230,512.06	0.00	9,160.62
Fuel, Oil and Lubricants Expenses	5020309000	2,700,000.00	0.00	2,700,000.00	2,700,000.00	0.00	0.00	0.00	2,700,000.00	2,460,686.77	(28,816.00)	25,491.06	0.00	2,457,361.83	95,100.00	636,314.39	562,734.92	0.00	1,294,149.31	0.00	242,638.17	0.00	1,163,212.52
Other Supplies and Materials Expenses	5020399000	4,626,000.00	0.00	4,626,000.00	4,626,000.00	0.00	0.00	0.00	4,626,000.00	89,361.97	154,431.75	230,040.86	0.00	473,834.58	29,550.00	122,532.08	193,900.70	0.00	345,982.78	0.00	4,152,165.42	0.00	127,851.80
Utility Expenses	5020400000	9,655,000.00	0.00	9,655,000.00	9,655,000.00	0.00	0.00	0.00	9,655,000.00	346,414.65	904,784.02	857,830.34	0.00	2,109,029.01	256,014.65	933,183.97	884,630.37	0.00	2,073,828.99	0.00	7,545,970.99	0.00	35,200.02
Water Expenses	5020401000	255,000.00	0.00	255,000.00	255,000.00	0.00	0.00	0.00	255,000.00	100,287.35	7,340.28	7,615.95	0.00	115,243.58	9,887.35	35,740.28	34,415.95	0.00	80,043.58	0.00	139,756.42	0.00	35,200.00
Electricity Expenses	5020402000	9,400,000.00	0.00	9,400,000.00	9,400,000.00	0.00	0.00	0.00	9,400,000.00	246,127.30	897,443.74	850,214.39	0.00	1,993,785.43	246,127.30	897,443.69	850,214.42	0.00	1,993,785.41	0.00	7,406,214.57	0.00	0.02
Communication Expenses	5020500000	8,130,000.00	0.00	8,130,000.00	8,130,000.00	0.00	0.00	0.00	8,130,000.00	2,681,965.94	2,811,182.72	223,037.97	0.00	5,716,186.63	351,251.55	1,769,652.58	1,622,515.20	0.00	2,936,976.52	0.00	2,413,813.37	0.00	2,779,210.11
Postage and Courier Services	5020501000	660,000.00	0.00	660,000.00	660,000.00	0.00	0.00	0.00	660,000.00	486,169.00	874.00	8,765.00	0.00	495,808.00	33,612.00	32,821.00	73,561.00	0.00	139,995.00	0.00	164,192.00	0.00	355,813.00
Telephone Expenses	5020502000	5,170,000.00	0.00	5,170,000.00	5,170,000.00	0.00	0.00	0.00	5,170,000.00	215,652.89	2,810,308.72	214,272.97	0.00	3,240,234.58	3,000.00	1,237,179.93	242,859.74	0.00	1,483,039.67	0.00	1,929,765.42	0.00	1,757,194.91
Mobile	5020502001	2,570,000.00	0.00	2,570,000.00	2,570,000.00	0.00	0.00	0.00	2,570,000.00	3,000.00	487,578.72	212,807.95	0.00	703,386.67	3,000.00	171,797.04	241,394.72	0.00	416,191.76	0.00	1,866,613.33	0.00	287,194.91
Landline	5020502002	2,600,000.00	0.00	2,600,000.00	2,600,000.00	0.00	0.00	0.00	2,600,000.00	212,652.89	2,322,730.00	1,465.02	0.00	2,536,847.91	0.00	1,065,382.89	1,465.02	0.00	1,066,847.91	0.00	63,152.09	0.00	1,470,000.00
Internet Subscription Expenses	5020503000	2,300,000.00	0.00	2,300,000.00	2,300,000.00	0.00	0.00	0.00	2,300,000.00	1,980,144.05	0.00	0.00	0.00	1,980,144.05	314,638.55	499,651.65	499,651.65	0.00	1,313,941.85	0.00	319,855.95	0.00	666,202.20
Survey, Research, Exploration and Development Expenses	5020700000	35,721,000.00	(3,143,422.00)	32,577,578.00	35,721,000.00	(3,143,422.00)	0.00	0.00	32,577,578.00	135,012.36	178,948.15	8,103,286.88	0.00	8,417,247.39	135,012.36	155,878.08	1,864,459.15	0.00	2,155,349.59	0.00	24,160,330.61	0.00	6,261,897.80
Survey Expenses	5020701000	18,075,000.00	(3,143,422.00)	14,931,578.00	18,075,000.00	(3,143,422.00)	0.00	0.00	14,931,578.00	0.00	0.00	4,109,413.00	0.00	4,109,413.00	0.00	0.00	1,622,515.20	0.00	1,622,515.20	0.00	10,822,165.00	0.00	2,486,897.80
Research, Exploration and Development Expenses	5020702000	17,646,000.00	0.00	17,646,000.00	17,646,000.00	0.00	0.00	0.00	17,646,000.00	135,012.36	178,948.15	3,993,873.88	0.00	4,307,834.39	135,012.36	155,878.08	241,943.95	0.00	532,834.39	0.00	13,338,165.61	0.00	3,775,000.00
Research, Exploration and Development Expenses	5020702002	17,646,000.00	0.00	17,646,000.00	17,646,000.00	0.00	0.00	0.00	17,646,000.00	135,012.36	178,948.15	3,993,873.88	0.00	4,307,834.39	135,012.36	155,878.08	241,943.95	0.00	532,834.39	0.00	13,338,165.61	0.00	3,775,000.00
Confidential, Intelligence and Extraordinary Expenses	5021000000	2,245,000.00	0.00	2,245,000.00	2,245,000.00	0.00	0.00	0.00	2,245,000.00	296,000.00	493,500.00	460,500.00	0.00	1,250,000.00	296,000.00	493,500.00	460,500.00	0.00	1,250,000.00	0.00	995,000.00	0.00	0.00
Extraordinary and Miscellaneous Expenses	5021003000	2,245,000.00	0.00	2,245,000.00	2,245,000.00	0.00	0.00	0.00	2,245,000.00	296,000.00	493,500.00	460,500.00	0.00	1,250,000.00	296,000.00	493,500.00	460,500.00	0.00	1,250,000.00	0.00	995,000.00	0.00	0.00
Professional Services	5021100000	36,896,000.00	5,500,000.00	42,396,000.00	36,896,000.00	5,500,000.00	0.00	0.00	42,396,000.00	15,001,360.39	1,482,124.06	14,266,821.86	0.00	30,750,306.31	2,399,025.07	6,304,424.56	6,709,531.59	0.00	15,412,981.22	0.00	11,645,693.69	0.00	15,337,325.09
Legal Services	5021101000	1,703,000.00	0.00	1,703,000.00	1,703,000.00	0.00	0.00	0.00	1,703,000.00	0.00	0.00	816,000.00	0.00	816,000.00	0.00	0.00	0.00	0.00	0.00	0.00	887,000.00	0.00	816,000.00
Consultancy Services	5021103000	12,668,000.00	0.00	12,668,000.00	12,668,000.00	0.00	0.00	0.00	12,668,000.00	1,478,440.00	0.00	4,727,040.00	0.00	6,205,480.00	0.00	945,924.00	631,686.00	0.00	1,577,610.00	0.00	6,462,520.00	0.00	4,627,870.00
Consultancy Services	5021103002	12,668,000.00	0.00	12,668,000.00	12,668,000.00	0.00	0.00	0.00	12,668,000.00	1,478,440.00	0.00	4,727,040.00	0.00	6,205,480.00	0.00	945,924.00	631,686.00	0.00	1,577,610.00	0.00	6,462,520.00	0.00	4,627,870.00
Other Professional Services	5021199000	22,525,000.00	5,500,000.00	28,025,000.00	22,525,000.00	5,500,000.00	0.00	0.00	28,025,000.00	13,522,920.39	1,482,124.06	8,723,781.86	0.00	23,728,826.31	2,399,025.07	5,358,500.56	6,077,845.59	0.00	13,835,371.22	0.00	4,296,173.69	0.00	9,893,455.09
General Services	5021200000	19,769,000.00	2,041,292.00	21,810,292.00	19,769,000.00	2,041,292.00	0.00	0.00	21,810,292.00	17,342,174.04	157,720.38	1,860,478.94	0.00	19,360,373.36	225,105.74	3,728,980.01	2,976,770.36	0.00	6,930,856.11	0.00	2,449,918.64	0.00	12,429,517.25
Janitorial Services	5021202000	2,860,000.00	258,000.00	3,118,000.00	2,860,000.00	258,000.00	0.00	0.00	3,118,000.00	2,590,061.47	0.00	(6,658.96)	0.00	2,583,402.51	0.00	554,201.90	290,398.06	0.00	844,599.96	0.00	534,597.49	0.00	1,738,802.55
Security Services	5021203000	1,331,000.00	489,000.00	1,820,000.00	1,331,000.00	489,000.00	0.00	0.00	1,820,000.00	1,005,890.17	0.00	30,315.80	0.00	1,036,205.97	74,347.82	431,921.19	71,374.45	0.00	577,643.46	0.00	783,794.03	0.00	458,562.51
Other General Services	5021299000	15,578,000.00	1,294,292.00	16,872,292.00	15,578,000.00	1,294,292.00	0.00	0.00	16,872,292.00	13,746,222.40	157												


Department : Other Executive Offices
 Agency : Philippine Competition Commission
 Operating Unit : < not applicable >
 Organization Code (UACS) : 26 038 000000
 Fund Cluster : 01 Regular Agency Fund

X	Current Year Appropriations
	Supplemental Appropriations
	Continuing Appropriations

(e.g. UACS Fund Cluster: 01-Regular Agency Fund, 02-Foreign Assisted Projects Fund, 03-Special Account-Locally Funded/Domestic Grants Fund, and 04-Special Account-Foreign Assisted/Foreign Grants Fund)

Particulars	UACS CODE	Appropriations			Allotments			Obligations					Disbursements					Balances					
		Authorized Appropriations	Adjustments (Transfer To/From, Modifications/ Augmentations)	Adjusted Appropriations	Allotments Received	Adjustments (Reductions, Modifications/ Augmentations)	Transfer To	Transfer From	Adjusted Allotments	1st Quarter Ending March 31	2nd Quarter Ending June 30	3rd Quarter Ending Sept. 30	4th Quarter Ending Dec. 31	TOTAL	1st Quarter Ending March 31	2nd Quarter Ending June 30	3rd Quarter Ending Sept. 30	4th Quarter Ending Dec. 31	TOTAL	Unreleased Appropriations	Unobligated Allotments	Unpaid Obligations (15-20)=(23+24)	
																						Due and Demandable	Not Yet Due and Demandable
1	2	3	4	5=(3+4)	6	7	8	9	10=[(6+(-)7)-8+9]	11	12	13	14	15=(11+12+13+14)	16	17	18	19	20=(16+17+18+19)	21=(5-10)	22=(10-15)	23	24
Insurance Expenses	5021503000	4,567,000.00	0.00	4,567,000.00	4,567,000.00	0.00	0.00	0.00	4,567,000.00	0.00	778,816.81	24,767.38	0.00	803,584.19	0.00	114,450.30	631,213.54	0.00	745,663.84	0.00	3,763,415.81	0.00	57,920.35
Other Maintenance and Operating Expenses	5029900000	106,304,000.00	(605,870.00)	105,698,130.00	106,304,000.00	(605,870.00)	0.00	0.00	105,698,130.00	61,023,026.11	5,790,059.49	3,712,107.02	0.00	70,525,192.62	37,857,673.02	16,657,971.96	14,970,059.09	0.00	69,485,704.07	0.00	35,172,937.38	0.00	1,039,488.55
Advertising Expenses	5029901000	510,000.00	0.00	510,000.00	510,000.00	0.00	0.00	0.00	510,000.00	2,036.29	6,300.00	183,492.20	0.00	191,828.49	2,036.29	6,300.00	182,292.20	0.00	190,628.49	0.00	318,171.51	0.00	1,200.00
Printing and Publication Expenses	5029902000	1,258,000.00	0.00	1,258,000.00	1,258,000.00	0.00	0.00	0.00	1,258,000.00	121,500.00	42,100.00	317,900.00	0.00	481,500.00	12,500.00	151,100.00	317,900.00	0.00	481,500.00	0.00	776,500.00	0.00	0.00
Representation Expenses	5029903000	14,940,000.00	(850,870.00)	14,089,130.00	14,940,000.00	(850,870.00)	0.00	0.00	14,089,130.00	714,625.98	3,134,250.63	2,930,734.63	0.00	6,779,611.24	707,000.65	2,836,974.39	2,849,181.09	0.00	6,393,156.13	0.00	7,309,518.76	0.00	386,455.11
Rent/Lease Expenses	5029905000	68,776,000.00	245,000.00	69,021,000.00	68,776,000.00	245,000.00	0.00	0.00	69,021,000.00	45,618,026.58	487,873.44	52,997.84	0.00	46,158,897.86	23,321,532.08	11,292,177.08	11,249,693.17	0.00	45,863,402.33	0.00	22,862,102.14	0.00	295,495.53
Rents - Building and Structures	5029905001	67,096,000.00	0.00	67,096,000.00	67,096,000.00	0.00	0.00	0.00	67,096,000.00	45,018,106.58	185,000.00	13,000.00	0.00	45,216,106.58	23,285,532.08	10,866,287.25	11,064,287.25	0.00	45,216,106.58	0.00	21,879,893.42	0.00	0.00
Rents - Motor Vehicles	5029905003	280,000.00	245,000.00	525,000.00	280,000.00	245,000.00	0.00	0.00	525,000.00	36,000.00	301,000.00	40,000.00	0.00	377,000.00	36,000.00	301,000.00	37,000.00	0.00	374,000.00	0.00	148,000.00	0.00	3,000.00
Rents - ICT Machinery and Equipment	5029905008	1,400,000.00	0.00	1,400,000.00	1,400,000.00	0.00	0.00	0.00	1,400,000.00	563,920.00	1,873.44	(2.16)	0.00	565,791.28	0.00	124,889.83	148,405.92	0.00	273,295.75	0.00	834,208.72	0.00	292,495.53
Membership Dues and Contributions to Organizations	5029906000	93,000.00	0.00	93,000.00	93,000.00	0.00	0.00	0.00	93,000.00	0.00	0.00	0.00	0.00	0.00	0.00	0.00	0.00	0.00	0.00	0.00	93,000.00	0.00	0.00
Subscription Expenses	5029907000	20,727,000.00	0.00	20,727,000.00	20,727,000.00	0.00	0.00	0.00	20,727,000.00	14,566,837.26	2,119,535.42	226,982.35	0.00	16,913,355.03	13,814,604.00	2,371,420.49	370,992.63	0.00	16,557,017.12	0.00	3,813,644.97	0.00	356,337.91
ICT Software Subscription	5029907001	11,663,000.00	0.00	11,663,000.00	11,663,000.00	0.00	0.00	0.00	11,663,000.00	9,601,045.40	0.00	0.00	0.00	9,601,045.40	9,601,045.40	0.00	0.00	0.00	9,601,045.40	0.00	2,061,954.60	0.00	0.00
Library and Other Reading Materials Subscription Expenses	5029907004	7,884,000.00	0.00	7,884,000.00	7,884,000.00	0.00	0.00	0.00	7,884,000.00	4,277,454.74	2,119,535.42	215,724.20	0.00	6,612,714.36	4,145,221.48	2,143,420.49	191,734.48	0.00	6,480,376.45	0.00	1,271,285.64	0.00	132,337.91
Other Subscription Expenses	5029907099	1,180,000.00	0.00	1,180,000.00	1,180,000.00	0.00	0.00	0.00	1,180,000.00	688,337.12	0.00	11,258.15	0.00	699,595.27	68,337.12	228,000.00	179,258.15	0.00	475,595.27	0.00	480,404.73	0.00	224,000.00
Capital Outlays		22,100,000.00	0.00	22,100,000.00	22,100,000.00	0.00	0.00	0.00	22,100,000.00	0.00	8,898,500.00	5,873,548.00	0.00	14,772,048.00	0.00	0.00	8,898,500.00	0.00	8,898,500.00	0.00	7,327,952.00	0.00	5,873,548.00
Property, Plant and Equipment Outlay	5060400000	22,100,000.00	0.00	22,100,000.00	22,100,000.00	0.00	0.00	0.00	22,100,000.00	0.00	8,898,500.00	5,873,548.00	0.00	14,772,048.00	0.00	0.00	8,898,500.00	0.00	8,898,500.00	0.00	7,327,952.00	0.00	5,873,548.00
Machinery and Equipment Outlay	5060405000	22,100,000.00	(3,000,000.00)	19,100,000.00	22,100,000.00	(3,000,000.00)	0.00	0.00	19,100,000.00	0.00	8,898,500.00	5,873,548.00	0.00	14,772,048.00	0.00	0.00	8,898,500.00	0.00	8,898,500.00	0.00	4,327,952.00	0.00	5,873,548.00
Information and Communication Technology Equipment	5060405003	0.00	19,100,000.00	19,100,000.00	0.00	19,100,000.00	0.00	0.00	19,100,000.00	0.00	8,898,500.00	5,873,548.00	0.00	14,772,048.00	0.00	0.00	8,898,500.00	0.00	8,898,500.00	0.00	4,327,952.00	0.00	5,873,548.00
Other Machinery and Equipment	5060405099	22,100,000.00	(22,100,000.00)	0.00	22,100,000.00	(22,100,000.00)	0.00	0.00	0.00	0.00	0.00	0.00	0.00	0.00	0.00	0.00	0.00	0.00	0.00	0.00	0.00	0.00	0.00
Transportation Equipment Outlay	5060406000	0.00	3,000,000.00	3,000,000.00	0.00	3,000,000.00	0.00	0.00	3,000,000.00	0.00	0.00	0.00	0.00	0.00	0.00	0.00	0.00	0.00	0.00	0.00	3,000,000.00	0.00	0.00
Motor Vehicles	5060406001	0.00	3,000,000.00	3,000,000.00	0.00	3,000,000.00	0.00	0.00	3,000,000.00	0.00	0.00	0.00	0.00	0.00	0.00	0.00	0.00	0.00	0.00	0.00	3,000,000.00	0.00	0.00
B. AUTOMATIC APPROPRIATIONS		21,944,000.00	0.00	21,944,000.00	21,944,000.00	0.00	0.00	0.00	21,944,000.00	2,850,134.97	6,098,464.92	2,912,329.92	0.00	11,860,929.81	2,845,105.71	6,103,100.06	2,907,531.62	0.00	11,855,737.39	0.00	10,083,070.19	5,192.42	0.00
Retirement and Life Insurance Premiums		21,944,000.00	0.00	21,944,000.00	21,944,000.00	0.00	0.00	0.00	21,944,000.00	2,850,134.97	6,098,464.92	2,912,329.92	0.00	11,860,929.81	2,845,105.71	6,103,100.06	2,907,531.62	0.00	11,855,737.39	0.00	10,083,070.19	5,192.42	0.00
C. SPECIAL PURPOSE FUNDS		0.00	7,666,940.00	7,666,940.00	0.00	7,666,940.00	0.00	0.00	7,666,940.00	7,018,137.31	0.00	64,358.46	0.00	7,082,495.77	5,191,044.44	1,720,784.84	74,590.99	0.00	6,966,420.27	0.00	584,444.23	96,075.50	0.00
Miscellaneous Personnel Benefits Fund		0.00	7,251,895.00	7,251,895.00	0.00	7,251,895.00	0.00	0.00	7,251,895.00	7,018,137.31	0.00	0.00	0.00	7,018,137.31	5,191,044.44	1,720,784.84	10,232.53	0.00	6,922,061.81	0.00	233,757.69	96,075.50	0.00
Other Compensation	5010200000	0.00	7,251,895.00	7,251,895.00	0.00	7,251,895.00	0.00	0.00	7,251,895.00	7,018,137.31	0.00	0.00	0.00	7,018,137.31	5,191,044.44	1,720,784.84	10,232.53	0.00	6,922,061.81	0.00	233,757.69	96,075.50	0.00
Other Bonuses and Allowances		0.00	7,251,895.00	7,251,895.00	0.00	7,251,895.00	0.00	0.00	7,251,895.00	7,018,137.31	0.00	0.00	0.00	7,018,137.31	5,191,044.44	1,720,784.84	10,232.53	0.00	6,922,061.81	0.00	233,757.69	96,075.50	0.00
Performance Based Bonus - Civilian	5010299014	0.00	7,251,895.00	7,251,895.00	0.00	7,251,895.00	0.00	0.00	7,251,895.00	7,018,137.31	0.00	0.00	0.00	7,018,137.31	5,191,044.44	1,720,784.84	10,232.53	0.00	6,922,061.81	0.00	233,757.69	96,075.50	0.00
Pension and Gratuity Fund		0.00	415,045.00	415,045.00	0.00	415,045.00	0.00	0.00	415,045.00	0.00	0.00	64,358.46	0.00	64,358.46	0.00	0.00	64,358.46	0.00	64,358.46	0.00	350,686.54	0.00	0.00
Other Personnel Benefits	5010400000	0.00	415,045.00	415,045.00	0.00	415,045.00	0.00	0.00	415,045.00	0.00	0.00	64,358.46	0.00	64,358.46	0.00	0.00	64,358.46	0.00	64,358.46	0.00	350,686.54	0.00	0.00
Terminal Leave Benefits		0.00	415,045.00	415,045.00	0.00	415,045.00	0.00	0.00	415,045.00	0.00	0.00	64,358.46	0.00	64,358.46	0.00	0.00	64,358.46	0.00	64,358.46	0.00	350,686.54	0.00	0.00
Terminal Leave Benefits - Civilian	5010403001	0.00	415,045.00	415,045.00	0.00	415,045.00	0.00	0.00	415,045.00	0.00	0.00	64,358.46	0.00	64,358.46	0.00	0.00	64,358.46	0.00	64,358.46	0.00	350,686.54	0.00	0.00
GRAND TOTAL		570,146,000.00	7,666,940.00	577,812,940.00	570,146,000.00	7,666,940.00	0.00	0.00	577,812,940.00	155,620,372.59	88,120,557.20	89,901,830.31	0.00	333,642,760.10	88,807,754.74	100,760,540.11	92,656,198.09	0.00	282,224,492.94	0.00	244,170,179.90	3,039,859.71	48,378,407.45

Certified Correct:

 BERNARD L. TINONAS
 Budget Division, Chief
 Date: 2022-10-24 11:38:18

Certified Correct:

 REUBEN J

SUMMARY OF APPROPRIATIONS, ALLOTMENTS, OBLIGATIONS, DISBURSEMENTS AND BALANCES BY OBJECT OF EXPENDITURES

As at the Quarter Ending September 30, 2022

Department: **Other Executive Offices**
 Agency/Entity: **Philippine Competition Commission**
 Operating Unit: **< not applicable >**
 Organization Code (UACS) : **26 038 0000000**
 Fund Cluster: **01 Regular Agency Fund**
 (e.g. UACS Fund Cluster: 01-Regular Agency Fund, 02-Foreign Assisted Projects Fund, 03-Special Account-Locally Funded/Domestic Grants Fund, and 04-Special Account-Foreign Assisted/Foreign Grants Fund)

	Current Year Appropriations
	Supplemental Appropriations
X	Continuing Appropriations

Particulars	UACS CODE	Appropriations			Allotments					Obligations					Disbursements					Balances			
		Authorized Appropriations	Adjustments (Transfer To/From, Modifications/Augmentations)	Adjusted Appropriations	Allotments Received	Adjustments (Reductions, Modifications/Augmentations)	Transfer To	Transfer From	Adjusted Allotments	1st Quarter Ending March 31	2nd Quarter Ending June 30	3rd Quarter Ending Sept. 30	4th Quarter Ending Dec. 31	TOTAL	1st Quarter Ending March 31	2nd Quarter Ending June 30	3rd Quarter Ending Sept. 30	4th Quarter Ending Dec. 31	TOTAL	Unreleased Appropriations	Unobligated Allotments	Unpaid Obligations (15-20)=(23+24)	
																						Due and Demandable	Not Yet Due and Demandable
1	2	3	4	5=(3+4)	6	7	8	9	10=[(6+(-)7)-8+9]	11	12	13	14	15=(11+12+13+14)	16	17	18	19	20=(16+17+18+19)	21=(5-10)	22=(10-15)	23	24
SUMMARY		43,933,050.42	0.00	43,933,050.42	43,933,050.42	0.00	0.00	0.00	43,933,050.42	53,336.32	591,770.49	2,245,611.41	0.00	2,890,718.22	34.23	606,646.97	1,215,600.80	0.00	1,822,282.00	0.00	41,042,332.20	0.00	1,068,436.22
I. CONTINUING APPROPRIATIONS		43,933,050.42	0.00	43,933,050.42	43,933,050.42	0.00	0.00	0.00	43,933,050.42	53,336.32	591,770.49	2,245,611.41	0.00	2,890,718.22	34.23	606,646.97	1,215,600.80	0.00	1,822,282.00	0.00	41,042,332.20	0.00	1,068,436.22
I. Agency Specific Budget		43,933,050.42	0.00	43,933,050.42	43,933,050.42	0.00	0.00	0.00	43,933,050.42	53,336.32	591,770.49	2,245,611.41	0.00	2,890,718.22	34.23	606,646.97	1,215,600.80	0.00	1,822,282.00	0.00	41,042,332.20	0.00	1,068,436.22
Maintenance and Other Operating Expenses		42,728,590.42	0.00	42,728,590.42	42,728,590.42	0.00	0.00	0.00	42,728,590.42	53,336.32	591,770.49	2,245,611.41	0.00	2,890,718.22	34.23	606,646.97	1,215,600.80	0.00	1,822,282.00	0.00	39,837,872.20	0.00	1,068,436.22
Traveling Expenses	5020100000	6,959,933.22	0.00	6,959,933.22	6,959,933.22	0.00	0.00	0.00	6,959,933.22	3,990.00	127,200.00	(18,995.94)	0.00	112,194.06	0.00	131,190.00	(18,995.94)	0.00	112,194.06	0.00	6,847,739.16	0.00	0.00
Traveling Expenses - Local	5020101000	3,780,653.22	0.00	3,780,653.22	3,780,653.22	0.00	0.00	0.00	3,780,653.22	3,990.00	127,200.00	(18,995.94)	0.00	112,194.06	0.00	131,190.00	(18,995.94)	0.00	112,194.06	0.00	3,668,459.16	0.00	0.00
Traveling Expenses - Foreign	5020102000	3,179,280.00	0.00	3,179,280.00	3,179,280.00	0.00	0.00	0.00	3,179,280.00	0.00	0.00	0.00	0.00	0.00	0.00	0.00	0.00	0.00	0.00	0.00	3,179,280.00	0.00	0.00
Training and Scholarship Expenses	5020200000	8,270,672.51	(283,592.00)	7,987,080.51	8,270,672.51	(283,592.00)	0.00	0.00	7,987,080.51	4,125.61	292,320.00	0.00	0.00	296,445.61	0.00	292,320.00	0.00	0.00	292,320.00	0.00	7,690,634.90	0.00	4,125.61
Training Expenses	5020201000	8,270,672.51	(283,592.00)	7,987,080.51	8,270,672.51	(283,592.00)	0.00	0.00	7,987,080.51	4,125.61	292,320.00	0.00	0.00	296,445.61	0.00	292,320.00	0.00	0.00	292,320.00	0.00	7,690,634.90	0.00	4,125.61
ICT Training Expenses	5020201001	575,912.00	(283,592.00)	292,320.00	575,912.00	(283,592.00)	0.00	0.00	292,320.00	0.00	292,320.00	0.00	0.00	292,320.00	0.00	292,320.00	0.00	0.00	292,320.00	0.00	0.00	0.00	0.00
Training Expenses	5020201002	7,694,760.51	0.00	7,694,760.51	7,694,760.51	0.00	0.00	0.00	7,694,760.51	4,125.61	0.00	0.00	0.00	4,125.61	0.00	0.00	0.00	0.00	0.00	0.00	7,690,634.90	0.00	4,125.61
Supplies and Materials Expenses	5020300000	4,820,463.29	0.00	4,820,463.29	4,820,463.29	0.00	0.00	0.00	4,820,463.29	44,955.00	0.00	56,748.00	0.00	101,703.00	0.00	44,955.00	42,449.00	0.00	87,404.00	0.00	4,718,760.29	0.00	14,299.00
Office Supplies Expenses	5020301000	3,172,242.90	0.00	3,172,242.90	3,172,242.90	0.00	0.00	0.00	3,172,242.90	0.00	0.00	2,500.00	0.00	2,500.00	0.00	0.00	2,500.00	0.00	2,500.00	0.00	3,169,742.90	0.00	0.00
ICT Office Supplies	5020301001	356,250.00	0.00	356,250.00	356,250.00	0.00	0.00	0.00	356,250.00	0.00	0.00	0.00	0.00	0.00	0.00	0.00	0.00	0.00	0.00	0.00	356,250.00	0.00	0.00
Office Supplies Expenses	5020301002	2,815,992.90	0.00	2,815,992.90	2,815,992.90	0.00	0.00	0.00	2,815,992.90	0.00	0.00	2,500.00	0.00	2,500.00	0.00	0.00	2,500.00	0.00	2,500.00	0.00	2,813,492.90	0.00	0.00
Accountable Forms Expenses	5020302000	1,300.00	0.00	1,300.00	1,300.00	0.00	0.00	0.00	1,300.00	0.00	0.00	0.00	0.00	0.00	0.00	0.00	0.00	0.00	0.00	0.00	1,300.00	0.00	0.00
Medical, Dental and Laboratory Supplies Expenses	5020308000	75,539.50	0.00	75,539.50	75,539.50	0.00	0.00	0.00	75,539.50	44,955.00	0.00	0.00	0.00	44,955.00	0.00	44,955.00	0.00	0.00	44,955.00	0.00	30,584.50	0.00	0.00
Fuel, Oil and Lubricants Expenses	5020309000	478,421.64	0.00	478,421.64	478,421.64	0.00	0.00	0.00	478,421.64	0.00	0.00	0.00	0.00	0.00	0.00	0.00	0.00	0.00	0.00	0.00	478,421.64	0.00	0.00
Other Supplies and Materials Expenses	5020399000	1,092,959.25	0.00	1,092,959.25	1,092,959.25	0.00	0.00	0.00	1,092,959.25	0.00	0.00	54,248.00	0.00	54,248.00	0.00	0.00	39,949.00	0.00	39,949.00	0.00	1,038,711.25	0.00	14,299.00
Utility Expenses	5020400000	1,134,534.46	0.00	1,134,534.46	1,134,534.46	0.00	0.00	0.00	1,134,534.46	34.23	0.00	0.00	0.00	34.23	34.23	0.00	0.00	0.00	34.23	0.00	1,134,500.23	0.00	0.00
Water Expenses	5020401000	136,308.55	0.00	136,308.55	136,308.55	0.00	0.00	0.00	136,308.55	34.23	0.00	0.00	0.00	34.23	34.23	0.00	0.00	0.00	34.23	0.00	136,274.32	0.00	0.00
Electricity Expenses	5020402000	998,225.91	0.00	998,225.91	998,225.91	0.00	0.00	0.00	998,225.91	0.00	0.00	0.00	0.00	0.00	0.00	0.00	0.00	0.00	0.00	0.00	998,225.91	0.00	0.00
Communication Expenses	5020500000	185,293.52	0.00	185,293.52	185,293.52	0.00	0.00	0.00	185,293.52	231.48	0.00	0.00	0.00	231.48	0.00	231.48	0.00	0.00	231.48	0.00	185,062.04	0.00	0.00
Postage and Courier Services	5020501000	52,180.05	0.00	52,180.05	52,180.05	0.00	0.00	0.00	52,180.05	0.00	0.00	0.00	0.00	0.00	0.00	0.00	0.00	0.00	0.00	0.00	52,180.05	0.00	0.00
Telephone Expenses	5020502000	133,113.47	0.00	133,113.47	133,113.47	0.00	0.00	0.00	133,113.47	231.48	0.00	0.00	0.00	231.48	0.00	231.48	0.00	0.00	231.48	0.00	132,881.99	0.00	0.00
Mobile	5020502001	81,628.80	0.00	81,628.80	81,628.80	0.00	0.00	0.00	81,628.80	231.48	0.00	0.00	0.00	231.48	0.00	231.48	0.00	0.00	231.48	0.00	81,397.32	0.00	0.00
Landline	5020502002	51,484.67	0.00	51,484.67	51,484.67	0.00	0.00	0.00	51,484.67	0.00	0.00	0.00	0.00	0.00	0.00	0.00	0.00	0.00	0.00	0.00	51,484.67	0.00	0.00

Department: Other Executive Offices
Agency/Entity: Philippine Competition Commission
Operating Unit: < not applicable >
Organization Code (UACS) : 26 038 0000000
Fund Cluster: 01 Regular Agency Fund
 (e.g. UACS Fund Cluster: 01-Regular Agency Fund, 02-Foreign Assisted Projects Fund, 03-Special Account-Locally Funded/Domestic Grants Fund, and 04-Special Account-Foreign Assisted/Foreign Grants Fund)

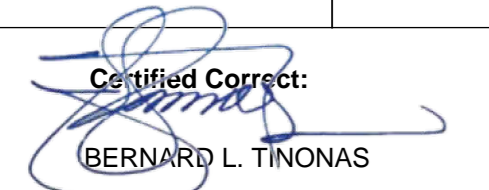
	Current Year Appropriations
	Supplemental Appropriations
X	Continuing Appropriations


Particulars	UACS CODE	Appropriations			Allotments					Obligations					Disbursements					Balances				
		Authorized Appropriations	Adjustments (Transfer To/From, Modifications/Augmentations)	Adjusted Appropriations	Allotments Received	Adjustments (Reductions, Modifications/Augmentations)	Transfer To	Transfer From	Adjusted Allotments	1st Quarter Ending March 31	2nd Quarter Ending June 30	3rd Quarter Ending Sept. 30	4th Quarter Ending Dec. 31	TOTAL	1st Quarter Ending March 31	2nd Quarter Ending June 30	3rd Quarter Ending Sept. 30	4th Quarter Ending Dec. 31	TOTAL	Unreleased Appropriations	Unobligated Allotments	Unpaid Obligations (15-20)=(23+24)		
																						Due and Demandable	Not Yet Due and Demandable	
1	2	3	4	5=(3+4)	6	7	8	9	10=[(6+(-)7)-8+9]	11	12	13	14	15=(11+12+13+14)	16	17	18	19	20=(16+17+18+19)	21=(5-10)	22=(10-15)	23	24	
Survey, Research, Exploration and Development Expenses	5020700000	1,593,164.59	0.00	1,593,164.59	1,593,164.59	0.00	0.00	0.00	1,593,164.59	0.00	0.00	0.00	0.00	0.00	0.00	0.00	0.00	0.00	0.00	0.00	1,593,164.59	0.00	0.00	
Survey Expenses	5020701000	694,916.00	0.00	694,916.00	694,916.00	0.00	0.00	0.00	694,916.00	0.00	0.00	0.00	0.00	0.00	0.00	0.00	0.00	0.00	0.00	0.00	694,916.00	0.00	0.00	
Research, Exploration and Development Expenses	5020702000	898,248.59	0.00	898,248.59	898,248.59	0.00	0.00	0.00	898,248.59	0.00	0.00	0.00	0.00	0.00	0.00	0.00	0.00	0.00	0.00	0.00	898,248.59	0.00	0.00	
Research, Exploration and Development Expenses	5020702002	898,248.59	0.00	898,248.59	898,248.59	0.00	0.00	0.00	898,248.59	0.00	0.00	0.00	0.00	0.00	0.00	0.00	0.00	0.00	0.00	0.00	898,248.59	0.00	0.00	
Confidential, Intelligence and Extraordinary Expenses	5021000000	99,000.00	0.00	99,000.00	99,000.00	0.00	0.00	0.00	99,000.00	0.00	0.00	0.00	0.00	0.00	0.00	0.00	0.00	0.00	0.00	0.00	99,000.00	0.00	0.00	
Extraordinary and Miscellaneous Expenses	5021003000	99,000.00	0.00	99,000.00	99,000.00	0.00	0.00	0.00	99,000.00	0.00	0.00	0.00	0.00	0.00	0.00	0.00	0.00	0.00	0.00	0.00	99,000.00	0.00	0.00	
Professional Services	5021100000	3,863,197.95	(42,000.00)	3,821,197.95	3,863,197.95	(42,000.00)	0.00	0.00	3,821,197.95	0.00	0.00	387,576.00	0.00	387,576.00	0.00	0.00	3,130.40	0.00	3,130.40	0.00	3,433,621.95	0.00	384,445.60	
Legal Services	5021101000	47,000.00	0.00	47,000.00	47,000.00	0.00	0.00	0.00	47,000.00	0.00	0.00	0.00	0.00	0.00	0.00	0.00	0.00	0.00	0.00	0.00	47,000.00	0.00	0.00	
Consultancy Services	5021103000	1,113,011.00	(192,000.00)	921,011.00	1,113,011.00	(192,000.00)	0.00	0.00	921,011.00	0.00	0.00	0.00	0.00	0.00	0.00	0.00	0.00	0.00	0.00	0.00	921,011.00	0.00	0.00	
ICT Consultancy Services	5021103001	195,000.00	(192,000.00)	3,000.00	195,000.00	(192,000.00)	0.00	0.00	3,000.00	0.00	0.00	0.00	0.00	0.00	0.00	0.00	0.00	0.00	0.00	0.00	3,000.00	0.00	0.00	
Consultancy Services	5021103002	918,011.00	0.00	918,011.00	918,011.00	0.00	0.00	0.00	918,011.00	0.00	0.00	0.00	0.00	0.00	0.00	0.00	0.00	0.00	0.00	0.00	918,011.00	0.00	0.00	
Other Professional Services	5021199000	2,703,186.95	150,000.00	2,853,186.95	2,703,186.95	150,000.00	0.00	0.00	2,853,186.95	0.00	0.00	387,576.00	0.00	387,576.00	0.00	0.00	3,130.40	0.00	3,130.40	0.00	2,465,610.95	0.00	384,445.60	
General Services	5021200000	446,773.26	0.00	446,773.26	446,773.26	0.00	0.00	0.00	446,773.26	0.00	0.00	0.00	0.00	0.00	0.00	0.00	0.00	0.00	0.00	0.00	446,773.26	0.00	0.00	
Janitorial Services	5021202000	32.63	0.00	32.63	32.63	0.00	0.00	0.00	32.63	0.00	0.00	0.00	0.00	0.00	0.00	0.00	0.00	0.00	0.00	0.00	32.63	0.00	0.00	
Security Services	5021203000	5,826.05	0.00	5,826.05	5,826.05	0.00	0.00	0.00	5,826.05	0.00	0.00	0.00	0.00	0.00	0.00	0.00	0.00	0.00	0.00	0.00	5,826.05	0.00	0.00	
Other General Services	5021299000	440,914.58	0.00	440,914.58	440,914.58	0.00	0.00	0.00	440,914.58	0.00	0.00	0.00	0.00	0.00	0.00	0.00	0.00	0.00	0.00	0.00	440,914.58	0.00	0.00	
Other General Services - ICT Services	5021299001	1,068.45	0.00	1,068.45	1,068.45	0.00	0.00	0.00	1,068.45	0.00	0.00	0.00	0.00	0.00	0.00	0.00	0.00	0.00	0.00	0.00	1,068.45	0.00	0.00	
Other General Services	5021299099	439,846.13	0.00	439,846.13	439,846.13	0.00	0.00	0.00	439,846.13	0.00	0.00	0.00	0.00	0.00	0.00	0.00	0.00	0.00	0.00	0.00	439,846.13	0.00	0.00	
Repairs and Maintenance	5021300000	790,629.35	192,684.51	983,313.86	790,629.35	192,684.51	0.00	0.00	983,313.86	0.00	0.00	577,839.95	0.00	577,839.95	0.00	0.00	0.00	0.00	0.00	0.00	405,473.91	0.00	577,839.95	
Repairs and Maintenance - Machinery and Equipment	5021305000	67,315.49	(22,315.49)	45,000.00	67,315.49	(22,315.49)	0.00	0.00	45,000.00	0.00	0.00	0.00	0.00	0.00	0.00	0.00	0.00	0.00	0.00	0.00	45,000.00	0.00	0.00	
Office Equipment	5021305002	45,000.00	0.00	45,000.00	45,000.00	0.00	0.00	0.00	45,000.00	0.00	0.00	0.00	0.00	0.00	0.00	0.00	0.00	0.00	0.00	0.00	45,000.00	0.00	0.00	
Information and Communication Technology Equipment	5021305003	22,315.49	(22,315.49)	0.00	22,315.49	(22,315.49)	0.00	0.00	0.00	0.00	0.00	0.00	0.00	0.00	0.00	0.00	0.00	0.00	0.00	0.00	0.00	0.00	0.00	
Repairs and Maintenance - Transportation Equipment	5021306000	457,090.86	0.00	457,090.86	457,090.86	0.00	0.00	0.00	457,090.86	0.00	0.00	100,440.00	0.00	100,440.00	0.00	0.00	0.00	0.00	0.00	0.00	0.00	356,650.86	0.00	100,440.00
Motor Vehicles	5021306001	457,090.86	0.00	457,090.86	457,090.86	0.00	0.00	0.00	457,090.86	0.00	0.00	100,440.00	0.00	100,440.00	0.00	0.00	0.00	0.00	0.00	0.00	0.00	356,650.86	0.00	100,440.00
Repairs and Maintenance - Leased Assets Improvements	5021309000	266,223.00	215,000.00	481,223.00	266,223.00	215,000.00	0.00	0.00	481,223.00	0.00	0.00	477,399.95	0.00	477,399.95	0.00	0.00	0.00	0.00	0.00	0.00	3,823.05	0.00	477,399.95	
Buildings	5021309002	266,223.00	215,000.00	481,223.00	266,223.00	215,000.00	0.00	0.00	481,223.00	0.00	0.00	477,399.95	0.00	477,399.95	0.00	0.00	0.00	0.00	0.00	0.00	3,823.05	0.00	477,399.95	
Taxes, Insurance Premiums and Other Fees	5021500000	88,985.99	0.00	88,985.99	88,985.99	0.00	0.00	0.00	88,985.99	0.00	0.00	0.00	0.00	0.00	0.00	0.00	0.00	0.00	0.00	0.00	88,985.99	0.00	0.00	
Taxes, Duties and Licenses	5021501000	51,425.52	0.00	51,425.52	51,425.52	0.00	0.00	0.00	51,425.52	0.00	0.00	0.00	0.00	0.00	0.00	0.00	0.00	0.00	0.00	0.00	51,425.52	0.00	0.00	
Taxes, Duties and Licenses	5021501001	51,425.52	0.00	51,425.52	51,425.52	0.00	0.00	0.00	51,425.52	0.00	0.00	0.00	0.00	0.00	0.00	0.00	0.00	0.00	0.00	0.00	51,425.52	0.00	0.00	
Fidelity Bond Premiums	5021502000	10.79	0.00	10.79	10.79	0.00	0.00	0.00	10.79	0.00	0.00	0.00	0.00	0.00	0.00	0.00	0.00	0.00	0.00	0.00	10.79	0.00	0.00	
Insurance Expenses	5021503000	37,549.68	0.00	37,549.68	37,549.68	0.00	0.00	0.00	37,549.68	0.00	0.00	0.00	0.00	0.00	0.00	0.00	0.00	0.00	0.00	0.00	37,549.68	0.00	0.00	

Department: Other Executive Offices
Agency/Entity: Philippine Competition Commission
Operating Unit: < not applicable >
Organization Code (UACS) : 26 038 0000000
Fund Cluster: 01 Regular Agency Fund
 (e.g. UACS Fund Cluster: 01-Regular Agency Fund, 02-Foreign Assisted Projects Fund, 03-Special Account-Locally Funded/Domestic Grants Fund, and 04-Special Account-Foreign Assisted/Foreign Grants Fund)


	Current Year Appropriations
	Supplemental Appropriations
X	Continuing Appropriations

Particulars	UACS CODE	Appropriations			Allotments					Obligations					Disbursements					Balances			
		Authorized Appropriations	Adjustments (Transfer To/From, Modifications/ Augmentations)	Adjusted Appropriations	Allotments Received	Adjustments (Reductions, Modifications/ Augmentations)	Transfer To	Transfer From	Adjusted Allotments	1st Quarter Ending March 31	2nd Quarter Ending June 30	3rd Quarter Ending Sept. 30	4th Quarter Ending Dec. 31	TOTAL	1st Quarter Ending March 31	2nd Quarter Ending June 30	3rd Quarter Ending Sept. 30	4th Quarter Ending Dec. 31	TOTAL	Unreleased Appropriations	Unobligated Allotments	Unpaid Obligations (15-20)=(23+24)	
																						Due and Demandable	Not Yet Due and Demandable
1	2	3	4	5=(3+4)	6	7	8	9	10=[(6+(-)7)-8+9]	11	12	13	14	15=(11+12+13+14)	16	17	18	19	20=(16+17+18+19)	21=(5-10)	22=(10-15)	23	24
Other Maintenance and Operating Expenses	5029900000	14,475,942.28	132,907.49	14,608,849.77	14,475,942.28	132,907.49	0.00	0.00	14,608,849.77	0.00	172,250.49	1,242,443.40	0.00	1,414,693.89	0.00	137,950.49	1,189,017.34	0.00	1,326,967.83	0.00	13,194,155.88	0.00	87,726.06
Advertising Expenses	5029901000	736,691.26	0.00	736,691.26	736,691.26	0.00	0.00	0.00	736,691.26	0.00	0.00	0.00	0.00	0.00	0.00	0.00	0.00	0.00	0.00	0.00	736,691.26	0.00	0.00
Printing and Publication Expenses	5029902000	2,126,550.00	0.00	2,126,550.00	2,126,550.00	0.00	0.00	0.00	2,126,550.00	0.00	0.00	0.00	0.00	0.00	0.00	0.00	0.00	0.00	0.00	0.00	2,126,550.00	0.00	0.00
Representation Expenses	5029903000	10,603,681.50	(945,480.51)	9,658,200.99	10,603,681.50	(945,480.51)	0.00	0.00	9,658,200.99	0.00	137,950.49	161,443.40	0.00	299,393.89	0.00	137,950.49	73,717.34	0.00	211,667.83	0.00	9,358,807.10	0.00	87,726.06
Rent/Lease Expenses	5029905000	221,558.15	0.00	221,558.15	221,558.15	0.00	0.00	0.00	221,558.15	0.00	34,300.00	0.00	0.00	34,300.00	0.00	0.00	34,300.00	0.00	34,300.00	0.00	187,258.15	0.00	0.00
Rents - Building and Structures	5029905001	58.15	0.00	58.15	58.15	0.00	0.00	0.00	58.15	0.00	0.00	0.00	0.00	0.00	0.00	0.00	0.00	0.00	0.00	0.00	58.15	0.00	0.00
Rents - Motor Vehicles	5029905003	221,500.00	0.00	221,500.00	221,500.00	0.00	0.00	0.00	221,500.00	0.00	34,300.00	0.00	0.00	34,300.00	0.00	0.00	34,300.00	0.00	34,300.00	0.00	187,200.00	0.00	0.00
Membership Dues and Contributions to Organizations	5029906000	20,000.00	0.00	20,000.00	20,000.00	0.00	0.00	0.00	20,000.00	0.00	0.00	0.00	0.00	0.00	0.00	0.00	0.00	0.00	0.00	0.00	20,000.00	0.00	0.00
Subscription Expenses	5029907000	747,461.37	1,078,388.00	1,825,849.37	747,461.37	1,078,388.00	0.00	0.00	1,825,849.37	0.00	0.00	1,081,000.00	0.00	1,081,000.00	0.00	0.00	1,081,000.00	0.00	1,081,000.00	0.00	744,849.37	0.00	0.00
ICT Software Subscription	5029907001	221,612.48	1,078,388.00	1,300,000.48	221,612.48	1,078,388.00	0.00	0.00	1,300,000.48	0.00	0.00	1,081,000.00	0.00	1,081,000.00	0.00	0.00	1,081,000.00	0.00	1,081,000.00	0.00	219,000.48	0.00	0.00
Library and Other Reading Materials Subscription	5029907004	502,608.95	0.00	502,608.95	502,608.95	0.00	0.00	0.00	502,608.95	0.00	0.00	0.00	0.00	0.00	0.00	0.00	0.00	0.00	0.00	0.00	502,608.95	0.00	0.00
Other Subscription Expenses	5029907099	23,239.94	0.00	23,239.94	23,239.94	0.00	0.00	0.00	23,239.94	0.00	0.00	0.00	0.00	0.00	0.00	0.00	0.00	0.00	0.00	0.00	23,239.94	0.00	0.00
Other Maintenance and Operating Expenses	5029999000	20,000.00	0.00	20,000.00	20,000.00	0.00	0.00	0.00	20,000.00	0.00	0.00	0.00	0.00	0.00	0.00	0.00	0.00	0.00	0.00	0.00	20,000.00	0.00	0.00
Other Maintenance and Operating Expenses	5029999099	20,000.00	0.00	20,000.00	20,000.00	0.00	0.00	0.00	20,000.00	0.00	0.00	0.00	0.00	0.00	0.00	0.00	0.00	0.00	0.00	0.00	20,000.00	0.00	0.00
Capital Outlays		1,204,460.00	0.00	1,204,460.00	1,204,460.00	0.00	0.00	0.00	1,204,460.00	0.00	0.00	0.00	0.00	0.00	0.00	0.00	0.00	0.00	0.00	0.00	1,204,460.00	0.00	0.00
Property, Plant and Equipment Outlay	5060400000	1,204,460.00	0.00	1,204,460.00	1,204,460.00	0.00	0.00	0.00	1,204,460.00	0.00	0.00	0.00	0.00	0.00	0.00	0.00	0.00	0.00	0.00	0.00	1,204,460.00	0.00	0.00
Machinery and Equipment Outlay	5060405000	204,460.00	0.00	204,460.00	204,460.00	0.00	0.00	0.00	204,460.00	0.00	0.00	0.00	0.00	0.00	0.00	0.00	0.00	0.00	0.00	0.00	204,460.00	0.00	0.00
Office Equipment	5060405002	2,500.00	0.00	2,500.00	2,500.00	0.00	0.00	0.00	2,500.00	0.00	0.00	0.00	0.00	0.00	0.00	0.00	0.00	0.00	0.00	0.00	2,500.00	0.00	0.00
Information and Communication Technology Equipment	5060405003	186,960.00	(186,960.00)	0.00	186,960.00	(186,960.00)	0.00	0.00	0.00	0.00	0.00	0.00	0.00	0.00	0.00	0.00	0.00	0.00	0.00	0.00	0.00	0.00	0.00
ICT Software	5060405015	15,000.00	186,960.00	201,960.00	15,000.00	186,960.00	0.00	0.00	201,960.00	0.00	0.00	0.00	0.00	0.00	0.00	0.00	0.00	0.00	0.00	0.00	201,960.00	0.00	0.00
Transportation Equipment Outlay	5060406000	1,000,000.00	0.00	1,000,000.00	1,000,000.00	0.00	0.00	0.00	1,000,000.00	0.00	0.00	0.00	0.00	0.00	0.00	0.00	0.00	0.00	0.00	0.00	1,000,000.00	0.00	0.00
Motor Vehicles	5060406001	1,000,000.00	0.00	1,000,000.00	1,000,000.00	0.00	0.00	0.00	1,000,000.00	0.00	0.00	0.00	0.00	0.00	0.00	0.00	0.00	0.00	0.00	0.00	1,000,000.00	0.00	0.00
GRAND TOTAL		43,933,050.42	0.00	43,933,050.42	43,933,050.42	0.00	0.00	0.00	43,933,050.42	53,336.32	591,770.49	2,245,611.41	0.00	2,890,718.22	34.23	606,646.97	1,215,600.80	0.00	1,822,282.00	0.00	41,042,332.20	0.00	1,068,436.22

Certified Correct:

 BERNARD L. TINONAS
 Budget Division, Chief
 Date: 2022-10-24 11:38:18

Certified Correct:

 REUBEN JONATHAN P. MONTENEGRO
 Accounting Division, Chief
 Date: 2022-10-24 11:38:18

Recommending Approval:
 -
 -
 Date: 2022-10-24 22:28:12

Approved By:

 JOSEPH MELVIN B. BASAS
 FPMO, Director IV
 Date: 2022-10-25 09:52:31