

MONTHLY REPORT OF DISBURSEMENTS
For the month of August 2022

Department **Other Executive Offices**
 Agency/Entity **Philippine Competition Commission**
 Operating Unit **< not applicable >**
 Organization Code (UACS) **26 038 0000000**
 Fund Cluster **01 Regular Agency Fund**

Particulars	Current Year Budget					Prior Year's Budget											SUB-TOTAL	Trust Liabilities				Grand Total					Remarks				
	PS	MOOE	FinEx	CO	TOTAL	Prior Year's Accounts Payable					Current Year's Accounts Payable					TOTAL		PS	MOOE	CO	TOTAL	PS	MOOE	FinEx	CO	TOTAL					
						PS	MOOE	FinEx	CO	Sub-Total	PS	MOOE	FinEx	CO	Sub-Total													PS	MOOE	CO	TOTAL
1	2	3	4	5	6=(2+3+4+5)	7	8	9	10	11=(7+8+9+10)	12	13	14	15	16=(12+13+14+15)	17=(11+16)	18=(6+17)	19	20	21	22=(19+20+21)	23	24	25	26	27=(23+24+25+26)	28				
CASH DISBURSEMENTS	21,029,844.51	9,044,081.75	0.00	0.00	30,073,926.26	15,000.00	697,146.23	0.00	0.00	712,146.23	0.00	0.00	0.00	0.00	0.00	712,146.23	30,786,072.49	0.00	0.00	0.00	0.00	21,044,844.51	9,741,227.98	0.00	0.00	0.00	30,786,072.49				
Notice of Cash Allocation (NCA)	21,029,844.51	9,044,081.75	0.00	0.00	30,073,926.26	15,000.00	697,146.23	0.00	0.00	712,146.23	0.00	0.00	0.00	0.00	0.00	712,146.23	30,786,072.49	0.00	0.00	0.00	0.00	21,044,844.51	9,741,227.98	0.00	0.00	0.00	30,786,072.49				
MDS Checks Issued	11,258,756.86	6,690,095.29	0.00	0.00	17,948,852.15	15,000.00	58,607.24	0.00	0.00	73,607.24	0.00	0.00	0.00	0.00	0.00	73,607.24	18,022,459.39	0.00	0.00	0.00	0.00	11,273,756.86	6,748,702.53	0.00	0.00	0.00	18,022,459.39				
Advice to Debit Account	9,771,087.65	2,353,986.46	0.00	0.00	12,125,074.11	0.00	638,538.99	0.00	0.00	638,538.99	0.00	0.00	0.00	0.00	0.00	638,538.99	12,763,613.10	0.00	0.00	0.00	0.00	9,771,087.65	2,992,525.45	0.00	0.00	0.00	12,763,613.10				
Notice of Transfer Allocations (NTA)	0.00	0.00	0.00	0.00	0.00	0.00	0.00	0.00	0.00	0.00	0.00	0.00	0.00	0.00	0.00	0.00	0.00	0.00	0.00	0.00	0.00	0.00	0.00	0.00	0.00	0.00	0.00	0.00			
MDS Checks Issued	0.00	0.00	0.00	0.00	0.00	0.00	0.00	0.00	0.00	0.00	0.00	0.00	0.00	0.00	0.00	0.00	0.00	0.00	0.00	0.00	0.00	0.00	0.00	0.00	0.00	0.00	0.00	0.00	0.00		
Advice to Debit Account	0.00	0.00	0.00	0.00	0.00	0.00	0.00	0.00	0.00	0.00	0.00	0.00	0.00	0.00	0.00	0.00	0.00	0.00	0.00	0.00	0.00	0.00	0.00	0.00	0.00	0.00	0.00	0.00	0.00	0.00	
Working Fund for FAPs	0.00	0.00	0.00	0.00	0.00	0.00	0.00	0.00	0.00	0.00	0.00	0.00	0.00	0.00	0.00	0.00	0.00	0.00	0.00	0.00	0.00	0.00	0.00	0.00	0.00	0.00	0.00	0.00	0.00	0.00	
Cash Disbursement Ceiling (CDC)	0.00	0.00	0.00	0.00	0.00	0.00	0.00	0.00	0.00	0.00	0.00	0.00	0.00	0.00	0.00	0.00	0.00	0.00	0.00	0.00	0.00	0.00	0.00	0.00	0.00	0.00	0.00	0.00	0.00	0.00	
TOTAL CASH DISBURSEMENTS	21,029,844.51	9,044,081.75	0.00	0.00	30,073,926.26	15,000.00	697,146.23	0.00	0.00	712,146.23	0.00	0.00	0.00	0.00	0.00	712,146.23	30,786,072.49	0.00	0.00	0.00	0.00	21,044,844.51	9,741,227.98	0.00	0.00	0.00	30,786,072.49				
NON-CASH DISBURSEMENTS	1,520,098.34	345,430.37	0.00	0.00	1,865,528.71	0.00	179,131.05	0.00	0.00	179,131.05	0.00	0.00	0.00	0.00	0.00	179,131.05	2,044,659.76	0.00	0.00	0.00	0.00	1,520,098.34	524,561.42	0.00	0.00	0.00	2,044,659.76				
Tax Remittance Advices Issued (TRA)	1,520,098.34	345,430.37	0.00	0.00	1,865,528.71	0.00	179,131.05	0.00	0.00	179,131.05	0.00	0.00	0.00	0.00	0.00	179,131.05	2,044,659.76	0.00	0.00	0.00	0.00	1,520,098.34	524,561.42	0.00	0.00	0.00	2,044,659.76				
Non-Cash Availment Authority (NCAA)	0.00	0.00	0.00	0.00	0.00	0.00	0.00	0.00	0.00	0.00	0.00	0.00	0.00	0.00	0.00	0.00	0.00	0.00	0.00	0.00	0.00	0.00	0.00	0.00	0.00	0.00	0.00	0.00	0.00		
Disbursements effected through outright deductions from claims (please specify...)	0.00	0.00	0.00	0.00	0.00	0.00	0.00	0.00	0.00	0.00	0.00	0.00	0.00	0.00	0.00	0.00	0.00	0.00	0.00	0.00	0.00	0.00	0.00	0.00	0.00	0.00	0.00	0.00	0.00		
Overpayment of expenses(e.g. personnel benefits)	0.00	0.00	0.00	0.00	0.00	0.00	0.00	0.00	0.00	0.00	0.00	0.00	0.00	0.00	0.00	0.00	0.00	0.00	0.00	0.00	0.00	0.00	0.00	0.00	0.00	0.00	0.00	0.00	0.00		
Restitution for loss of government property	0.00	0.00	0.00	0.00	0.00	0.00	0.00	0.00	0.00	0.00	0.00	0.00	0.00	0.00	0.00	0.00	0.00	0.00	0.00	0.00	0.00	0.00	0.00	0.00	0.00	0.00	0.00	0.00	0.00		
Liquidated damages and similar claims	0.00	0.00	0.00	0.00	0.00	0.00	0.00	0.00	0.00	0.00	0.00	0.00	0.00	0.00	0.00	0.00	0.00	0.00	0.00	0.00	0.00	0.00	0.00	0.00	0.00	0.00	0.00	0.00	0.00		
Others(TEF, BTR-Documentary Stamp Tax, etc.)	0.00	0.00	0.00	0.00	0.00	0.00	0.00	0.00	0.00	0.00	0.00	0.00	0.00	0.00	0.00	0.00	0.00	0.00	0.00	0.00	0.00	0.00	0.00	0.00	0.00	0.00	0.00	0.00	0.00		
TOTAL NON-CASH DISBURSEMENTS	1,520,098.34	345,430.37	0.00	0.00	1,865,528.71	0.00	179,131.05	0.00	0.00	179,131.05	0.00	0.00	0.00	0.00	0.00	179,131.05	2,044,659.76	0.00	0.00	0.00	0.00	1,520,098.34	524,561.42	0.00	0.00	0.00	2,044,659.76				
GRAND TOTAL	22,549,942.85	9,389,512.12	0.00	0.00	31,939,454.97	15,000.00	876,277.28	0.00	0.00	891,277.28	0.00	0.00	0.00	0.00	0.00	891,277.28	32,830,732.25	0.00	0.00	0.00	0.00	22,564,942.85	10,265,789.40	0.00	0.00	0.00	32,830,732.25				

SUMMARY

Particulars	Previous Report	This Month	As at Date
(1)	(2)	(3)	(4)
Total Disbursement Authorities Received	376,269,886.50	32,627,018.76	408,896,905.26
NCA	346,495,581.00	30,582,359.00	377,077,940.00
NTA	0.00	0.00	0.00
Working Fund	0.00	0.00	0.00
TRA	29,774,305.50	2,044,659.76	31,818,965.26
CDC	0.00	0.00	0.00
NCAA	0.00	0.00	0.00
Less: Notice of Transfer of Allocations (NTA)* issued	0.00	0.00	0.00
Total Disbursement Authorities Available	376,269,886.50	32,627,018.76	408,896,905.26
Less:	0.00	0.00	0.00
Lapsed NCA	44,490,134.63	32,917.92	44,523,052.55
Disbursements	272,140,573.16	32,830,732.25	304,971,305.41
Less: Other Non-Cash Disbursements	0.00	0.00	0.00
Disbursements effected through outright deductions from claims	0.00	0.00	0.00
Overpayment of expenses(e.g. personnel benefits)	0.00	0.00	0.00
Restitution for loss of government property	0.00	0.00	0.00
Liquidated damages and similar claims	0.00	0.00	0.00
Others (e.g. TEF, BTR, Docs Stamp, etc.)	0.00	0.00	0.00
Add/Less: Adjustments (e.g. cancelled/staled checks)	6,805.73	32,917.92	39,723.65
Balance of Disbursement Authorities as at date	59,645,984.44	(203,713.49)	59,442,270.95
Total Disbursements Program	536,343,000.00	62,239,000.00	598,582,000.00
Less: *Actual Disbursements	272,140,573.16	32,830,732.25	304,971,305.41
(Over)/Under spending	264,202,426.84	29,408,267.75	293,610,694.59

Notes: * The use of NTA is discouraged

Notes: ** Amounts should tally with the grand total disbursement (column 27).

Certified Correct:

EMILY ROSE M. SALANO

Accountant

Date: 2022-09-07 10:55:23

Recommending Approval:

REUBEN JONATHAN P. MONTENEGRO

Chief Accountant

Date: 2022-09-07 10:55:33

Approved By:

ATTY. JOSEPH MELVIN B. BASAS

Director IV, FPMP

Date: 2022-09-08 08:50:21

MONTHLY REPORT OF DISBURSEMENTS
For the month of August 2022

Department: Other Executive Offices
 Agency/Entity: Philippine Competition Commission
 Operating Unit: < not applicable >
 Organization Code (UACS): 26 038 0000000
 Fund Cluster: 07 Trust Receipts

Particulars	Current Year Budget					Prior Year's Budget											SUB-TOTAL	Trust Liabilities				Grand Total					Remarks
	PS	MOOE	FinEx	CO	TOTAL	Prior Year's Accounts Payable					Current Year's Accounts Payable					TOTAL		PS	MOOE	CO	TOTAL	PS	MOOE	FinEx	CO	TOTAL	
						PS	MOOE	FinEx	CO	Sub-Total	PS	MOOE	FinEx	CO	Sub-Total												
1	2	3	4	5	6=(2+3+4+5)	7	8	9	10	11=(7+8+9+10)	12	13	14	15	16=(12+13+14+15)	17=(11+16)	18=(6+17)	19	20	21	22=(19+20+21)	23	24	25	26	27=(23+24+25+26)	28
CASH DISBURSEMENTS	0.00	0.00	0.00	0.00	0.00	0.00	0.00	0.00	0.00	0.00	0.00	0.00	0.00	0.00	0.00	0.00	0.00	0.00	0.00	0.00	0.00	0.00	0.00	0.00	0.00	0.00	
Notice of Cash Allocation (NCA)	0.00	0.00	0.00	0.00	0.00	0.00	0.00	0.00	0.00	0.00	0.00	0.00	0.00	0.00	0.00	0.00	0.00	0.00	0.00	0.00	0.00	0.00	0.00	0.00	0.00	0.00	
MDS Checks Issued	0.00	0.00	0.00	0.00	0.00	0.00	0.00	0.00	0.00	0.00	0.00	0.00	0.00	0.00	0.00	0.00	0.00	0.00	0.00	0.00	0.00	0.00	0.00	0.00	0.00	0.00	
Advice to Debit Account	0.00	0.00	0.00	0.00	0.00	0.00	0.00	0.00	0.00	0.00	0.00	0.00	0.00	0.00	0.00	0.00	0.00	0.00	0.00	0.00	0.00	0.00	0.00	0.00	0.00	0.00	
Notice of Transfer Allocations (NTA)	0.00	0.00	0.00	0.00	0.00	0.00	0.00	0.00	0.00	0.00	0.00	0.00	0.00	0.00	0.00	0.00	0.00	0.00	0.00	0.00	0.00	0.00	0.00	0.00	0.00	0.00	
MDS Checks Issued	0.00	0.00	0.00	0.00	0.00	0.00	0.00	0.00	0.00	0.00	0.00	0.00	0.00	0.00	0.00	0.00	0.00	0.00	0.00	0.00	0.00	0.00	0.00	0.00	0.00	0.00	
Advice to Debit Account	0.00	0.00	0.00	0.00	0.00	0.00	0.00	0.00	0.00	0.00	0.00	0.00	0.00	0.00	0.00	0.00	0.00	0.00	0.00	0.00	0.00	0.00	0.00	0.00	0.00	0.00	
Working Fund for FAPs	0.00	0.00	0.00	0.00	0.00	0.00	0.00	0.00	0.00	0.00	0.00	0.00	0.00	0.00	0.00	0.00	0.00	0.00	0.00	0.00	0.00	0.00	0.00	0.00	0.00	0.00	
Cash Disbursement Ceiling (CDC)	0.00	0.00	0.00	0.00	0.00	0.00	0.00	0.00	0.00	0.00	0.00	0.00	0.00	0.00	0.00	0.00	0.00	0.00	0.00	0.00	0.00	0.00	0.00	0.00	0.00	0.00	
TOTAL CASH DISBURSEMENTS	0.00	0.00	0.00	0.00	0.00	0.00	0.00	0.00	0.00	0.00	0.00	0.00	0.00	0.00	0.00	0.00	0.00	0.00	0.00	0.00	0.00	0.00	0.00	0.00	0.00	0.00	
NON-CASH DISBURSEMENTS	0.00	0.00	0.00	0.00	0.00	0.00	0.00	0.00	0.00	0.00	0.00	0.00	0.00	0.00	0.00	0.00	0.00	0.00	0.00	0.00	0.00	0.00	0.00	0.00	0.00	0.00	
Tax Remittance Advices Issued (TRA)	0.00	0.00	0.00	0.00	0.00	0.00	0.00	0.00	0.00	0.00	0.00	0.00	0.00	0.00	0.00	0.00	0.00	0.00	0.00	0.00	0.00	0.00	0.00	0.00	0.00	0.00	
Non-Cash Availment Authority (NCAA)	0.00	0.00	0.00	0.00	0.00	0.00	0.00	0.00	0.00	0.00	0.00	0.00	0.00	0.00	0.00	0.00	0.00	0.00	0.00	0.00	0.00	0.00	0.00	0.00	0.00	0.00	
Disbursements effected through outright deductions from claims (please specify...)	0.00	0.00	0.00	0.00	0.00	0.00	0.00	0.00	0.00	0.00	0.00	0.00	0.00	0.00	0.00	0.00	0.00	0.00	0.00	0.00	0.00	0.00	0.00	0.00	0.00	0.00	
Overpayment of expenses(e.g. personnel benefits)	0.00	0.00	0.00	0.00	0.00	0.00	0.00	0.00	0.00	0.00	0.00	0.00	0.00	0.00	0.00	0.00	0.00	0.00	0.00	0.00	0.00	0.00	0.00	0.00	0.00	0.00	
Restitution for loss of government property	0.00	0.00	0.00	0.00	0.00	0.00	0.00	0.00	0.00	0.00	0.00	0.00	0.00	0.00	0.00	0.00	0.00	0.00	0.00	0.00	0.00	0.00	0.00	0.00	0.00	0.00	
Liquidated damages and similar claims	0.00	0.00	0.00	0.00	0.00	0.00	0.00	0.00	0.00	0.00	0.00	0.00	0.00	0.00	0.00	0.00	0.00	0.00	0.00	0.00	0.00	0.00	0.00	0.00	0.00	0.00	
Others(TEF, BTR-Documentary Stamp Tax, etc.)	0.00	0.00	0.00	0.00	0.00	0.00	0.00	0.00	0.00	0.00	0.00	0.00	0.00	0.00	0.00	0.00	0.00	0.00	0.00	0.00	0.00	0.00	0.00	0.00	0.00	0.00	
TOTAL NON-CASH DISBURSEMENTS	0.00	0.00	0.00	0.00	0.00	0.00	0.00	0.00	0.00	0.00	0.00	0.00	0.00	0.00	0.00	0.00	0.00	0.00	0.00	0.00	0.00	0.00	0.00	0.00	0.00	0.00	
GRAND TOTAL	0.00	0.00	0.00	0.00	0.00	0.00	0.00	0.00	0.00	0.00	0.00	0.00	0.00	0.00	0.00	0.00	0.00	0.00	0.00	0.00	0.00	0.00	0.00	0.00	0.00	0.00	

SUMMARY

Particulars	Previous Report	This Month	As at Date
(1)	(2)	(3)	(4)
Total Disbursement Authorities Received	4,481,204.00	0.00	4,481,204.00
NCA	4,481,204.00	0.00	4,481,204.00
NTA	0.00	0.00	0.00
Working Fund	0.00	0.00	0.00
TRA	0.00	0.00	0.00
CDC	0.00	0.00	0.00
NCAA	0.00	0.00	0.00
Less: Notice of Transfer of Allocations (NTA)* issued	0.00	0.00	0.00
Total Disbursement Authorities Available	4,481,204.00	0.00	4,481,204.00
Less:	0.00	0.00	0.00
Lapsed NCA	0.00	0.00	0.00
Disbursements	4,480,855.09	0.00	4,480,855.09
Less: Other Non-Cash Disbursements	0.00	0.00	0.00
Disbursements effected through outright deductions from claims	0.00	0.00	0.00
Overpayment of expenses(e.g. personnel benefits)	0.00	0.00	0.00
Restitution for loss of government property	0.00	0.00	0.00
Liquidated damages and similar claims	0.00	0.00	0.00
Others (e.g. TEF, BTR, Docs Stamp, etc.)	0.00	0.00	0.00
Add/Less: Adjustments (e.g. cancelled/staled checks)	0.00	0.00	0.00
Balance of Disbursement Authorities as at date	348.91	0.00	348.91
Total Disbursements Program	0.00	0.00	0.00
Less: *Actual Disbursements	0.00	0.00	0.00
(Over)/Under spending	0.00	0.00	0.00

Notes: * The use of NTA is discouraged
 Notes: ** Amounts should tally with the grand total disbursement (column 27).

Certified Correct:

EMILY ROSE V. SALANO
 Accountant

Date: 2022-09-07 10:55:23

Recommending Approval:

REUBEN JONATHAN P. MONTENEGRO
 Chief Accountant

Date: 2022-09-07 10:55:33

Approved By:

ATTY. JOSEPH MELVIN B. BASAS
 Director IV, FPMS

Date: 2022-09-08 08:50:21

MONTHLY REPORT OF DISBURSEMENTS
For the month of August 2022


Department: Other Executive Offices
 Agency/Entity: Philippine Competition Commission
 Operating Unit: < not applicable >
 Organization Code (UACS): 26 038 0000000
 Fund Cluster: 02 Foreign Assisted Projects Fund


Particulars	Current Year Budget					Prior Year's Budget											SUB-TOTAL	Trust Liabilities				Grand Total					Remarks		
	PS	MOOE	FinEx	CO	TOTAL	Prior Year's Accounts Payable					Current Year's Accounts Payable					TOTAL		PS	MOOE	CO	TOTAL	PS	MOOE	FinEx	CO	TOTAL			
						PS	MOOE	FinEx	CO	Sub-Total	PS	MOOE	FinEx	CO	Sub-Total													PS	MOOE
1	2	3	4	5	6=(2+3+4+5)	7	8	9	10	11=(7+8+9+10)	12	13	14	15	16=(12+13+14+15)	17=(11+16)	18=(6+17)	19	20	21	22=(19+20+21)	23	24	25	26	27=(23+24+25+26)	28		
CASH DISBURSEMENTS	0.00	0.00	0.00	0.00	0.00	0.00	0.00	0.00	0.00	0.00	0.00	3,051,580.48	0.00	0.00	3,051,580.48	3,051,580.48	3,051,580.48	0.00	0.00	0.00	0.00	0.00	3,051,580.48	0.00	0.00	0.00	0.00	3,051,580.48	
Notice of Cash Allocation (NCA)	0.00	0.00	0.00	0.00	0.00	0.00	0.00	0.00	0.00	0.00	0.00	3,051,580.48	0.00	0.00	3,051,580.48	3,051,580.48	3,051,580.48	0.00	0.00	0.00	0.00	0.00	3,051,580.48	0.00	0.00	0.00	0.00	3,051,580.48	
MDS Checks Issued	0.00	0.00	0.00	0.00	0.00	0.00	0.00	0.00	0.00	0.00	0.00	3,051,580.48	0.00	0.00	3,051,580.48	3,051,580.48	3,051,580.48	0.00	0.00	0.00	0.00	0.00	3,051,580.48	0.00	0.00	0.00	0.00	3,051,580.48	
Advice to Debit Account	0.00	0.00	0.00	0.00	0.00	0.00	0.00	0.00	0.00	0.00	0.00	0.00	0.00	0.00	0.00	0.00	0.00	0.00	0.00	0.00	0.00	0.00	0.00	0.00	0.00	0.00	0.00	0.00	
Notice of Transfer Allocations (NTA)	0.00	0.00	0.00	0.00	0.00	0.00	0.00	0.00	0.00	0.00	0.00	0.00	0.00	0.00	0.00	0.00	0.00	0.00	0.00	0.00	0.00	0.00	0.00	0.00	0.00	0.00	0.00	0.00	
MDS Checks Issued	0.00	0.00	0.00	0.00	0.00	0.00	0.00	0.00	0.00	0.00	0.00	0.00	0.00	0.00	0.00	0.00	0.00	0.00	0.00	0.00	0.00	0.00	0.00	0.00	0.00	0.00	0.00	0.00	
Advice to Debit Account	0.00	0.00	0.00	0.00	0.00	0.00	0.00	0.00	0.00	0.00	0.00	0.00	0.00	0.00	0.00	0.00	0.00	0.00	0.00	0.00	0.00	0.00	0.00	0.00	0.00	0.00	0.00	0.00	
Working Fund for FAPs	0.00	0.00	0.00	0.00	0.00	0.00	0.00	0.00	0.00	0.00	0.00	0.00	0.00	0.00	0.00	0.00	0.00	0.00	0.00	0.00	0.00	0.00	0.00	0.00	0.00	0.00	0.00	0.00	
Cash Disbursement Ceiling (CDC)	0.00	0.00	0.00	0.00	0.00	0.00	0.00	0.00	0.00	0.00	0.00	0.00	0.00	0.00	0.00	0.00	0.00	0.00	0.00	0.00	0.00	0.00	0.00	0.00	0.00	0.00	0.00	0.00	
TOTAL CASH DISBURSEMENTS	0.00	0.00	0.00	0.00	0.00	0.00	0.00	0.00	0.00	0.00	0.00	3,051,580.48	0.00	0.00	3,051,580.48	3,051,580.48	3,051,580.48	0.00	0.00	0.00	0.00	0.00	0.00	3,051,580.48	0.00	0.00	0.00	0.00	3,051,580.48
NON-CASH DISBURSEMENTS	0.00	0.00	0.00	0.00	0.00	0.00	0.00	0.00	0.00	0.00	0.00	0.00	0.00	0.00	0.00	0.00	0.00	0.00	0.00	0.00	0.00	0.00	0.00	0.00	0.00	0.00	0.00	0.00	
Tax Remittance Advices Issued (TRA)	0.00	0.00	0.00	0.00	0.00	0.00	0.00	0.00	0.00	0.00	0.00	0.00	0.00	0.00	0.00	0.00	0.00	0.00	0.00	0.00	0.00	0.00	0.00	0.00	0.00	0.00	0.00	0.00	
Non-Cash Availment Authority (NCAA)	0.00	0.00	0.00	0.00	0.00	0.00	0.00	0.00	0.00	0.00	0.00	0.00	0.00	0.00	0.00	0.00	0.00	0.00	0.00	0.00	0.00	0.00	0.00	0.00	0.00	0.00	0.00	0.00	
Disbursements effected through outright deductions from claims (please specify...)	0.00	0.00	0.00	0.00	0.00	0.00	0.00	0.00	0.00	0.00	0.00	0.00	0.00	0.00	0.00	0.00	0.00	0.00	0.00	0.00	0.00	0.00	0.00	0.00	0.00	0.00	0.00	0.00	
Overpayment of expenses(e.g. personnel benefits)	0.00	0.00	0.00	0.00	0.00	0.00	0.00	0.00	0.00	0.00	0.00	0.00	0.00	0.00	0.00	0.00	0.00	0.00	0.00	0.00	0.00	0.00	0.00	0.00	0.00	0.00	0.00	0.00	
Restitution for loss of government property	0.00	0.00	0.00	0.00	0.00	0.00	0.00	0.00	0.00	0.00	0.00	0.00	0.00	0.00	0.00	0.00	0.00	0.00	0.00	0.00	0.00	0.00	0.00	0.00	0.00	0.00	0.00	0.00	
Liquidated damages and similar claims	0.00	0.00	0.00	0.00	0.00	0.00	0.00	0.00	0.00	0.00	0.00	0.00	0.00	0.00	0.00	0.00	0.00	0.00	0.00	0.00	0.00	0.00	0.00	0.00	0.00	0.00	0.00	0.00	
Others(TEF, BTR-Documentary Stamp Tax, etc.)	0.00	0.00	0.00	0.00	0.00	0.00	0.00	0.00	0.00	0.00	0.00	0.00	0.00	0.00	0.00	0.00	0.00	0.00	0.00	0.00	0.00	0.00	0.00	0.00	0.00	0.00	0.00	0.00	
TOTAL NON-CASH DISBURSEMENTS	0.00	0.00	0.00	0.00	0.00	0.00	0.00	0.00	0.00	0.00	0.00	0.00	0.00	0.00	0.00	0.00	0.00	0.00	0.00	0.00	0.00	0.00	0.00	0.00	0.00	0.00	0.00	0.00	
GRAND TOTAL	0.00	0.00	0.00	0.00	0.00	0.00	0.00	0.00	0.00	0.00	0.00	3,051,580.48	0.00	0.00	3,051,580.48	3,051,580.48	3,051,580.48	0.00	0.00	0.00	0.00	0.00	0.00	3,051,580.48	0.00	0.00	0.00	0.00	3,051,580.48


SUMMARY

Particulars	Previous Report	This Month	As at Date
(1)	(2)	(3)	(4)
Total Disbursement Authorities Received	89,222,957.43	0.00	89,222,957.43
NCA	89,222,957.43	0.00	89,222,957.43
NTA	0.00	0.00	0.00
Working Fund	0.00	0.00	0.00
TRA	0.00	0.00	0.00
CDC	0.00	0.00	0.00
NCAA	0.00	0.00	0.00
Less: Notice of Transfer of Allocations (NTA)* issued	0.00	0.00	0.00
Total Disbursement Authorities Available	89,222,957.43	0.00	89,222,957.43
Less:	0.00	0.00	0.00
Lapsed NCA	0.00	0.00	0.00
Disbursements	26,334,693.19	3,051,580.48	29,386,273.67
Less: Other Non-Cash Disbursements	0.00	0.00	0.00
Disbursements effected through outright deductions from claims	0.00	0.00	0.00
Overpayment of expenses(e.g. personnel benefits)	0.00	0.00	0.00
Restitution for loss of government property	0.00	0.00	0.00
Liquidated damages and similar claims	0.00	0.00	0.00
Others (e.g. TEF, BTR, Docs Stamp, etc.)	0.00	0.00	0.00
Add/Less: Adjustments (e.g. cancelled/staled checks)	0.00	0.00	0.00
Balance of Disbursement Authorities as at date	62,888,264.24	(3,051,580.48)	59,836,683.76
Total Disbursements Program	89,222,957.43	0.00	89,222,957.43
Less: *Actual Disbursements	26,334,693.19	3,051,580.48	29,386,273.67
(Over)/Under spending	62,888,264.24	(3,051,580.48)	59,836,683.76

Notes: * The use of NTA is discouraged
 Notes: ** Amounts should tally with the grand total disbursement (column 27).

Certified Correct:

 EMILY ROSE V. SALANO
 Accountant
 Date: 2022-09-07 10:55:23

Recommending Approval:

 REUBEN JONATHAN P. MONTENEGRO
 Chief Accountant
 Date: 2022-09-07 10:55:33

Approved By:

 ATTY. JOSEPH MELVIN B. BASAS
 Director IV, FPMS
 Date: 2022-09-08 08:50:21