


QUARTERLY REPORT OF REVENUE AND OTHER RECEIPTS


As at the Quarter Ending June 30, 2022

Department : Other Executive Offices
 Agency : Philippine Competition Commission
 Operating Unit : < not applicable >
 Organization Code (UACS) : 26 038 0000000
 Fund Cluster : 01 - Regular Agency Fund


Classification/Sources of Revenue and Other Receipts	UACS CODE	REVENUE TARGET (Annual) per BESF	Actual Revenue and Other Receipts Collections					Cumulative Remittance/Deposits to Date			Variance		Remarks
			1st Quarter Ending March 31	2nd Quarter Ending June 30	3rd Quarter Ending Sept. 30	4th Quarter Ending Dec. 31	Total	Remittance to BTr	Deposited with AGDB	TOTAL	Amount	%	
1	2	3	4	5	6	7	8=[{6+(-)7}-8+9]	9	10	11=(9+10)	12=(8-3)	13=(12/3)	14
Regular Agency Fund		0.00	641,718.25	536,835.83	0.00	0.00	1,178,554.08	1,178,554.08	0.00	1,178,554.08	1,178,554.08	0 %	
Revenue Collections		0.00	271,341.99	251,432.49	0.00	0.00	522,774.48	522,774.48	0.00	522,774.48	522,774.48	0 %	
Cash Revenue		0.00	271,341.99	251,432.49	0.00	0.00	522,774.48	522,774.48	0.00	522,774.48	522,774.48	0 %	
Not Applicable		0.00	271,341.99	251,432.49	0.00	0.00	522,774.48	522,774.48	0.00	522,774.48	522,774.48	0 %	
Filing Fees	4020113007	0.00	247,525.00	247,525.00	0.00	0.00	495,050.00	495,050.00	0.00	495,050.00	495,050.00	0 %	
Other Service Income	4020199099	0.00	2,250.00	1,350.00	0.00	0.00	3,600.00	3,600.00	0.00	3,600.00	3,600.00	0 %	
Miscellaneous Income	4060999000	0.00	21,566.99	2,557.49	0.00	0.00	24,124.48	24,124.48	0.00	24,124.48	24,124.48	0 %	
Non-Revenue Collections/Other Receipts		0.00	370,376.26	285,403.34	0.00	0.00	655,779.60	655,779.60	0.00	655,779.60	655,779.60	0 %	
Cash Receipts		0.00	370,376.26	285,403.34	0.00	0.00	655,779.60	655,779.60	0.00	655,779.60	655,779.60	0 %	
Not Applicable		0.00	370,376.26	285,403.34	0.00	0.00	655,779.60	655,779.60	0.00	655,779.60	655,779.60	0 %	
Petty Cash	1010102000	0.00	120,696.24	0.00	0.00	0.00	120,696.24	120,696.24	0.00	120,696.24	120,696.24	0 %	
Due from Officers and Employees	1030502000	0.00	0.00	450.00	0.00	0.00	450.00	450.00	0.00	450.00	450.00	0 %	
Advances for Payroll	1990102000	0.00	0.00	8,130.00	0.00	0.00	8,130.00	8,130.00	0.00	8,130.00	8,130.00	0 %	
Advances for Special Disbursing Officer	1990103000	0.00	9,536.88	17,716.18	0.00	0.00	27,253.06	27,253.06	0.00	27,253.06	27,253.06	0 %	
Advances to Officers and Employees	1990104000	0.00	18,723.72	147,832.16	0.00	0.00	166,555.88	166,555.88	0.00	166,555.88	166,555.88	0 %	
Due to NGAs	2020105000	0.00	2,475.00	2,475.00	0.00	0.00	4,950.00	4,950.00	0.00	4,950.00	4,950.00	0 %	
Trust Liabilities	2040101000	0.00	8,000.00	48,000.00	0.00	0.00	56,000.00	56,000.00	0.00	56,000.00	56,000.00	0 %	
Guaranty/Security Deposits Payable	2040104000	0.00	204,839.00	44,000.00	0.00	0.00	248,839.00	248,839.00	0.00	248,839.00	248,839.00	0 %	
Government Equity	3010101000	0.00	1,503.00	16,800.00	0.00	0.00	18,303.00	18,303.00	0.00	18,303.00	18,303.00	0 %	
Library and Other Reading Materials Subscription Expenses	5029907004	0.00	4,602.42	0.00	0.00	0.00	4,602.42	4,602.42	0.00	4,602.42	4,602.42	0 %	
TOTAL		0.00	641,718.25	536,835.83	0.00	0.00	1,178,554.08	1,178,554.08	0.00	1,178,554.08	1,178,554.08	0 %	

Certified Correct:

 MYRTLE GRACE S. CHING
 Accountant III

Date: 2022-07-06 09:46:55

Recommending Approval:

 REUBEN JONATHAN P. MONTENEGRO
 Chief Accountant

Date: 2022-07-06 09:50:17

Approved By:

 JOSEPH MELVIN B. BASAS
 Director

Date: 2022-07-06 10:29:28