

SUMMARY OF APPROPRIATIONS, ALLOTMENTS, OBLIGATIONS, DISBURSEMENTS AND BALANCES BY OBJECT OF EXPENDITURES


As at the Quarter Ending June 30, 2022


Department : Other Executive Offices
 Agency : Philippine Competition Commission
 Operating Unit : < not applicable >
 Organization Code (UACS) : 26 038 0000000
 Fund Cluster : 02 Foreign Assisted Projects Fund
 (e.g. UACS Fund Cluster: 01-Regular Agency Fund, 02-Foreign Assisted Projects Fund, 03-Special Account-Locally Funded/Domestic Grants Fund, and 04-Special Account-Foreign Assisted/Foreign Grants Fund)

X	Current Year Appropriations
	Supplemental Appropriations
	Continuing Appropriations


Particulars	UACS CODE	Appropriations			Allotments					Obligations					Disbursements					Balances				
		Authorized Appropriations	Adjustments (Transfer To/From, Modifications/Augmentations)	Adjusted Appropriations	Allotments Received	Adjustments (Reductions, Modifications/Augmentations)	Transfer To	Transfer From	Adjusted Allotments	1st Quarter Ending March 31	2nd Quarter Ending June 30	3rd Quarter Ending Sept. 30	4th Quarter Ending Dec. 31	TOTAL	1st Quarter Ending March 31	2nd Quarter Ending June 30	3rd Quarter Ending Sept. 30	4th Quarter Ending Dec. 31	TOTAL	Unreleased Appropriations	Unobligated Allotments	Unpaid Obligations (15-20)=(23+24)		
																						Due and Demandable	Not Yet Due and Demandable	
1	2	3	4	5=(3+4)	6	7	8	9	10=[(6+(-)7)-8+9]	11	12	13	14	15=(11+12+13+14)	16	17	18	19	20=(16+17+18+19)	21=(5-10)	22=(10-15)	23	24	
SUMMARY		320,981,000.00	0.00	320,981,000.00	40,677,000.00	0.00	0.00	0.00	40,677,000.00	0.00	0.00	0.00	0.00	0.00	0.00	0.00	0.00	0.00	0.00	0.00	280,304,000.00	40,677,000.00	0.00	0.00
A. AGENCY SPECIFIC BUDGET		320,981,000.00	0.00	320,981,000.00	40,677,000.00	0.00	0.00	0.00	40,677,000.00	0.00	0.00	0.00	0.00	0.00	0.00	0.00	0.00	0.00	0.00	0.00	280,304,000.00	40,677,000.00	0.00	0.00
Personnel Services		10,000,000.00	0.00	10,000,000.00	10,000,000.00	0.00	0.00	0.00	10,000,000.00	0.00	0.00	0.00	0.00	0.00	0.00	0.00	0.00	0.00	0.00	0.00	0.00	10,000,000.00	0.00	0.00
Other Compensation	5010200000	10,000,000.00	0.00	10,000,000.00	10,000,000.00	0.00	0.00	0.00	10,000,000.00	0.00	0.00	0.00	0.00	0.00	0.00	0.00	0.00	0.00	0.00	0.00	0.00	10,000,000.00	0.00	0.00
Honoraria	5010210000	10,000,000.00	0.00	10,000,000.00	10,000,000.00	0.00	0.00	0.00	10,000,000.00	0.00	0.00	0.00	0.00	0.00	0.00	0.00	0.00	0.00	0.00	0.00	0.00	10,000,000.00	0.00	0.00
Honoraria - Civilian	5010210001	10,000,000.00	0.00	10,000,000.00	10,000,000.00	0.00	0.00	0.00	10,000,000.00	0.00	0.00	0.00	0.00	0.00	0.00	0.00	0.00	0.00	0.00	0.00	0.00	10,000,000.00	0.00	0.00
Maintenance and Other Operating Expenses		279,701,000.00	0.00	279,701,000.00	27,677,000.00	0.00	0.00	0.00	27,677,000.00	0.00	0.00	0.00	0.00	0.00	0.00	0.00	0.00	0.00	0.00	0.00	252,024,000.00	27,677,000.00	0.00	0.00
Training and Scholarship Expenses	5020200000	170,448,000.00	0.00	170,448,000.00	0.00	0.00	0.00	0.00	0.00	0.00	0.00	0.00	0.00	0.00	0.00	0.00	0.00	0.00	0.00	0.00	170,448,000.00	0.00	0.00	0.00
Training Expenses	5020201000	68,179,000.00	0.00	68,179,000.00	0.00	0.00	0.00	0.00	0.00	0.00	0.00	0.00	0.00	0.00	0.00	0.00	0.00	0.00	0.00	0.00	68,179,000.00	0.00	0.00	0.00
Training Expenses	5020201002	68,179,000.00	0.00	68,179,000.00	0.00	0.00	0.00	0.00	0.00	0.00	0.00	0.00	0.00	0.00	0.00	0.00	0.00	0.00	0.00	0.00	68,179,000.00	0.00	0.00	0.00
Scholarship Grants/Expenses	5020202000	102,269,000.00	0.00	102,269,000.00	0.00	0.00	0.00	0.00	0.00	0.00	0.00	0.00	0.00	0.00	0.00	0.00	0.00	0.00	0.00	0.00	102,269,000.00	0.00	0.00	0.00
Supplies and Materials Expenses	5020300000	302,000.00	0.00	302,000.00	0.00	0.00	0.00	0.00	0.00	0.00	0.00	0.00	0.00	0.00	0.00	0.00	0.00	0.00	0.00	0.00	302,000.00	0.00	0.00	0.00
Office Supplies Expenses	5020301000	202,000.00	0.00	202,000.00	0.00	0.00	0.00	0.00	0.00	0.00	0.00	0.00	0.00	0.00	0.00	0.00	0.00	0.00	0.00	0.00	202,000.00	0.00	0.00	0.00
ICT Office Supplies	5020301001	100,000.00	0.00	100,000.00	0.00	0.00	0.00	0.00	0.00	0.00	0.00	0.00	0.00	0.00	0.00	0.00	0.00	0.00	0.00	0.00	100,000.00	0.00	0.00	0.00
Office Supplies Expenses	5020301002	102,000.00	0.00	102,000.00	0.00	0.00	0.00	0.00	0.00	0.00	0.00	0.00	0.00	0.00	0.00	0.00	0.00	0.00	0.00	0.00	102,000.00	0.00	0.00	0.00
Fuel, Oil and Lubricants Expenses	5020309000	68,000.00	0.00	68,000.00	0.00	0.00	0.00	0.00	0.00	0.00	0.00	0.00	0.00	0.00	0.00	0.00	0.00	0.00	0.00	0.00	68,000.00	0.00	0.00	0.00
Other Supplies and Materials Expenses	5020399000	32,000.00	0.00	32,000.00	0.00	0.00	0.00	0.00	0.00	0.00	0.00	0.00	0.00	0.00	0.00	0.00	0.00	0.00	0.00	0.00	32,000.00	0.00	0.00	0.00
Survey, Research, Exploration and Development Expenses	5020700000	21,205,000.00	0.00	21,205,000.00	0.00	0.00	0.00	0.00	0.00	0.00	0.00	0.00	0.00	0.00	0.00	0.00	0.00	0.00	0.00	0.00	21,205,000.00	0.00	0.00	0.00
Research, Exploration and Development Expenses	5020702000	21,205,000.00	0.00	21,205,000.00	0.00	0.00	0.00	0.00	0.00	0.00	0.00	0.00	0.00	0.00	0.00	0.00	0.00	0.00	0.00	0.00	21,205,000.00	0.00	0.00	0.00
Research, Exploration and Development Expenses	5020702002	21,205,000.00	0.00	21,205,000.00	0.00	0.00	0.00	0.00	0.00	0.00	0.00	0.00	0.00	0.00	0.00	0.00	0.00	0.00	0.00	0.00	21,205,000.00	0.00	0.00	0.00
Professional Services	5021100000	56,222,000.00	0.00	56,222,000.00	0.00	0.00	0.00	0.00	0.00	0.00	0.00	0.00	0.00	0.00	0.00	0.00	0.00	0.00	0.00	0.00	56,222,000.00	0.00	0.00	0.00
Consultancy Services	5021103000	56,222,000.00	0.00	56,222,000.00	0.00	0.00	0.00	0.00	0.00	0.00	0.00	0.00	0.00	0.00	0.00	0.00	0.00	0.00	0.00	0.00	56,222,000.00	0.00	0.00	0.00
Consultancy Services	5021103002	56,222,000.00	0.00	56,222,000.00	0.00	0.00	0.00	0.00	0.00	0.00	0.00	0.00	0.00	0.00	0.00	0.00	0.00	0.00	0.00	0.00	56,222,000.00	0.00	0.00	0.00
General Services	5021200000	439,000.00	0.00	439,000.00	0.00	0.00	0.00	0.00	0.00	0.00	0.00	0.00	0.00	0.00	0.00	0.00	0.00	0.00	0.00	0.00	439,000.00	0.00	0.00	0.00
Other General Services	5021299000	439,000.00	0.00	439,000.00	0.00	0.00	0.00	0.00	0.00	0.00	0.00	0.00	0.00	0.00	0.00	0.00	0.00	0.00	0.00	0.00	439,000.00	0.00	0.00	0.00
Other General Services	5021299099	439,000.00	0.00	439,000.00	0.00	0.00	0.00	0.00	0.00	0.00	0.00	0.00	0.00	0.00	0.00	0.00	0.00	0.00	0.00	0.00	439,000.00	0.00	0.00	0.00
Repairs and Maintenance	5021300000	69,000.00	0.00	69,000.00	0.00	0.00	0.00	0.00	0.00	0.00	0.00	0.00	0.00	0.00	0.00	0.00	0.00	0.00	0.00	0.00	69,000.00	0.00	0.00	0.00
Repairs and Maintenance - Machinery and Equipment	5021305000	69,000.00	0.00	69,000.00	0.00	0.00	0.00	0.00	0.00	0.00	0.00	0.00	0.00	0.00	0.00	0.00	0.00	0.00	0.00	0.00	69,000.00	0.00	0.00	0.00
Information and Communication Technology Equipment	5021305003	69,000.00	0.00	69,000.00	0.00	0.00	0.00	0.00	0.00	0.00	0.00	0.00	0.00	0.00	0.00	0.00	0.00	0.00	0.00	0.00	69,000.00	0.00	0.00	0.00
Taxes, Insurance Premiums and Other Fees	5021500000	27,718,000.00	0.00	27,718,000.00	27,677,000.00	0.00	0.00	0.00	27,677,000.00	0.00	0.00	0.00	0.00	0.00	0.00	0.00	0.00	0.00	0.00	0.00	41,000.00	27,677,000.00	0.00	0.00
Taxes, Duties and Licenses	5021501000	27,677,000.00	0.00	27,677,000.00	27,677,000.00	0.00	0.00	0.00	27,677,000.00	0.00	0.00	0.00	0.00	0.00	0.00	0.00	0.00	0.00	0.00	0.00	0.00	27,677,000.00	0.00	0.00
Taxes, Duties and Licenses	5021501001	27,677,000.00	0.00	27,677,000.00	27,677,000.00	0.00	0.00	0.00	27,677,000.00	0.00	0.00	0.00	0.00	0.00	0.00	0.00	0.00	0.00	0.00	0.00	0.00	27,677,000.00	0.00	0.00
Insurance Expenses	5021503000	41,000.00	0.00	41,000.00	0.00	0.00	0.00	0.00	0.00	0.00	0.00	0.00	0.00	0.00	0.00	0.00	0.00	0.00	0.00	0.00	41,000.00	0.00	0.00	0.00
Other Maintenance and Operating Expenses	5029900000	3,298,000.00	0.00	3,298,000.00	0.00	0.00	0.00	0.00	0.00	0.00	0.00	0.00	0.00	0.00	0.00	0.00	0.00	0.00	0.00	0.00	3,298,000.00	0.00	0.00	0.00
Advertising Expenses	5029901000	1,098,000.00	0.00	1,098,000.00	0.00	0.00	0.00	0.00	0.00	0.00	0.00	0.00	0.00	0.00	0.00	0.00	0.00	0.00	0.00	0.00	1,098,000.00	0.00	0.00	0.00
Printing and Publication Expenses	5029902000	1,295,000.00	0.00	1,295,000.00	0.00	0.00	0.00	0.00	0.00	0.00	0.00	0.00	0.00	0.00	0.00	0.00	0.00	0.00	0.00	0.00	1,295,000.00	0.00	0.00	0.00
Representation Expenses	5029903000	905,000.00	0.00	905,000.00	0.00	0.00	0.00	0.00	0.00	0.00	0.00	0.00	0.00	0.00	0.00	0.00	0.00	0.00	0.00	0.00	905,000.00	0.00	0.00	0.00
Capital Outlays		31,280,000.00	0.00	31,280,000.00	3,000,000.00	0.00	0.00	0.00	3,000,000.00	0.00	0.00	0.00	0.00	0.00	0.00	0.00	0.00	0.00	0.00	0.00	28,280,000.00	3,000,000.00	0.00	0.00
Property, Plant and Equipment Outlay	5060400000	31,280,000.00	0.00	31,280,000.00	3,000,000.00	0.00	0.00	0.0																

GRAND TOTAL		320,981,000.00	0.00	320,981,000.00	40,677,000.00	0.00	0.00	0.00	40,677,000.00	0.00	0.00	0.00	0.00	0.00	0.00	0.00	0.00	0.00	280,304,000.00	40,677,000.00	0.00	0.00
-------------	--	----------------	------	----------------	---------------	------	------	------	---------------	------	------	------	------	------	------	------	------	------	----------------	---------------	------	------

Certified Correct:

 BERNARD L. TINONAS
 Budget Division, Chief
Date: 2022-07-26 15:08:26

Certified Correct:

 REUBEN JONATHAN P. MONTENEGRO
 Accounting Division, Chief
Date: 2022-07-26 15:08:26

Recommending Approval:
 -
 -
Date: 2022-07-26 22:22:22

Approved By:

 JOSEPH MELVIN B. BASAS
 FPMO, Director IV
Date: 2022-07-28 10:52:52

SUMMARY OF APPROPRIATIONS, ALLOTMENTS, OBLIGATIONS, DISBURSEMENTS AND BALANCES BY OBJECT OF EXPENDITURES

As at the Quarter Ending June 30, 2022

Department: **Other Executive Offices**
 Agency/Entity: **Philippine Competition Commission**
 Operating Unit: **< not applicable >**
 Organization Code (UACS) : **26 038 0000000**
 Fund Cluster: **02 Foreign Assisted Projects Fund**
 (e.g. UACS Fund Cluster: 01-Regular Agency Fund, 02-Foreign Assisted Projects Fund, 03-Special Account-Locally Funded/Domestic Grants Fund, and 04-Special Account-Foreign Assisted/Foreign Grants Fund)

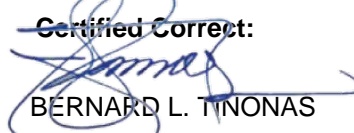
	Current Year Appropriations
	Supplemental Appropriations
X	Continuing Appropriations


Particulars	UACS CODE	Appropriations			Allotments					Obligations					Disbursements					Balances			
		Authorized Appropriations	Adjustments (Transfer To/From, Modifications/Augmentations)	Adjusted Appropriations	Allotments Received	Adjustments (Reductions, Modifications/Augmentations)	Transfer To	Transfer From	Adjusted Allotments	1st Quarter Ending March 31	2nd Quarter Ending June 30	3rd Quarter Ending Sept. 30	4th Quarter Ending Dec. 31	TOTAL	1st Quarter Ending March 31	2nd Quarter Ending June 30	3rd Quarter Ending Sept. 30	4th Quarter Ending Dec. 31	TOTAL	Unreleased Appropriations	Unobligated Allotments	Unpaid Obligations (15-20)=(23+24)	
																						Due and Demandable	Not Yet Due and Demandable
1	2	3	4	5=(3+4)	6	7	8	9	10=[(6+(-)7)-8+9]	11	12	13	14	15=(11+12+13+14)	16	17	18	19	20=(16+17+18+19)	21=(5-10)	22=(10-15)	23	24
SUMMARY		93,266,292.26	0.00	93,266,292.26	93,266,292.26	0.00	0.00	0.00	93,266,292.26	7,021,818.04	15,192,653.88	0.00	0.00	22,214,471.92	5,481,796.90	2,579,453.75	0.00	0.00	8,061,250.65	0.00	71,051,820.34	0.00	14,153,221.27
I. CONTINUING APPROPRIATIONS		93,266,292.26	0.00	93,266,292.26	93,266,292.26	0.00	0.00	0.00	93,266,292.26	7,021,818.04	15,192,653.88	0.00	0.00	22,214,471.92	5,481,796.90	2,579,453.75	0.00	0.00	8,061,250.65	0.00	71,051,820.34	0.00	14,153,221.27
I. Agency Specific Budget		93,266,292.26	0.00	93,266,292.26	93,266,292.26	0.00	0.00	0.00	93,266,292.26	7,021,818.04	15,192,653.88	0.00	0.00	22,214,471.92	5,481,796.90	2,579,453.75	0.00	0.00	8,061,250.65	0.00	71,051,820.34	0.00	14,153,221.27
Maintenance and Other Operating Expenses		93,266,292.26	0.00	93,266,292.26	93,266,292.26	0.00	0.00	0.00	93,266,292.26	7,021,818.04	15,192,653.88	0.00	0.00	22,214,471.92	5,481,796.90	2,579,453.75	0.00	0.00	8,061,250.65	0.00	71,051,820.34	0.00	14,153,221.27
Training and Scholarship Expenses	5020200000	25,682,387.06	4,600,000.00	30,282,387.06	25,682,387.06	4,600,000.00	0.00	0.00	30,282,387.06	6,931,262.48	1,323,568.91	0.00	0.00	8,254,831.39	5,396,796.90	1,556,278.82	0.00	0.00	6,953,075.72	0.00	22,027,555.67	0.00	1,301,755.67
Training Expenses	5020201000	3,354,581.50	4,600,000.00	7,954,581.50	3,354,581.50	4,600,000.00	0.00	0.00	7,954,581.50	30,000.00	1,270,670.50	0.00	0.00	1,300,670.50	30,000.00	291,440.00	0.00	0.00	321,440.00	0.00	6,653,911.00	0.00	979,230.50
Training Expenses	5020201002	3,354,581.50	4,600,000.00	7,954,581.50	3,354,581.50	4,600,000.00	0.00	0.00	7,954,581.50	30,000.00	1,270,670.50	0.00	0.00	1,300,670.50	30,000.00	291,440.00	0.00	0.00	321,440.00	0.00	6,653,911.00	0.00	979,230.50
Scholarship Grants/Expenses	5020202000	22,327,805.56	0.00	22,327,805.56	22,327,805.56	0.00	0.00	0.00	22,327,805.56	6,901,262.48	52,898.41	0.00	0.00	6,954,160.89	5,366,796.90	1,264,838.82	0.00	0.00	6,631,635.72	0.00	15,373,644.67	0.00	322,525.17
Supplies and Materials Expenses	5020300000	114,754.00	0.00	114,754.00	114,754.00	0.00	0.00	0.00	114,754.00	0.00	0.00	0.00	0.00	0.00	0.00	0.00	0.00	0.00	0.00	0.00	114,754.00	0.00	0.00
Office Supplies Expenses	5020301000	18,754.00	0.00	18,754.00	18,754.00	0.00	0.00	0.00	18,754.00	0.00	0.00	0.00	0.00	0.00	0.00	0.00	0.00	0.00	0.00	0.00	18,754.00	0.00	0.00
Office Supplies Expenses	5020301002	18,754.00	0.00	18,754.00	18,754.00	0.00	0.00	0.00	18,754.00	0.00	0.00	0.00	0.00	0.00	0.00	0.00	0.00	0.00	0.00	0.00	18,754.00	0.00	0.00
Semi-Expendable Machinery and Equipment Expenses	5020321000	96,000.00	0.00	96,000.00	96,000.00	0.00	0.00	0.00	96,000.00	0.00	0.00	0.00	0.00	0.00	0.00	0.00	0.00	0.00	0.00	0.00	96,000.00	0.00	0.00
Information and Communications Technology Equipment	5020321003	96,000.00	0.00	96,000.00	96,000.00	0.00	0.00	0.00	96,000.00	0.00	0.00	0.00	0.00	0.00	0.00	0.00	0.00	0.00	0.00	0.00	96,000.00	0.00	0.00
Survey, Research, Exploration and Development Expenses	5020700000	2,186,280.00	0.00	2,186,280.00	2,186,280.00	0.00	0.00	0.00	2,186,280.00	0.00	0.00	0.00	0.00	0.00	0.00	0.00	0.00	0.00	0.00	0.00	2,186,280.00	0.00	0.00
Research, Exploration and Development Expenses	5020702000	2,186,280.00	0.00	2,186,280.00	2,186,280.00	0.00	0.00	0.00	2,186,280.00	0.00	0.00	0.00	0.00	0.00	0.00	0.00	0.00	0.00	0.00	0.00	2,186,280.00	0.00	0.00
Research, Exploration and Development Expenses	5020702002	2,186,280.00	0.00	2,186,280.00	2,186,280.00	0.00	0.00	0.00	2,186,280.00	0.00	0.00	0.00	0.00	0.00	0.00	0.00	0.00	0.00	0.00	0.00	2,186,280.00	0.00	0.00
Professional Services	5021100000	38,040,076.00	(4,694,397.76)	33,345,678.24	38,040,076.00	(4,694,397.76)	0.00	0.00	33,345,678.24	80,000.00	11,887,047.80	0.00	0.00	11,967,047.80	80,000.00	891,811.61	0.00	0.00	971,811.61	0.00	21,378,630.44	0.00	10,995,236.19
Consultancy Services	5021103000	38,040,076.00	(4,694,397.76)	33,345,678.24	38,040,076.00	(4,694,397.76)	0.00	0.00	33,345,678.24	80,000.00	11,887,047.80	0.00	0.00	11,967,047.80	80,000.00	891,811.61	0.00	0.00	971,811.61	0.00	21,378,630.44	0.00	10,995,236.19
Consultancy Services	5021103002	38,040,076.00	(4,694,397.76)	33,345,678.24	38,040,076.00	(4,694,397.76)	0.00	0.00	33,345,678.24	80,000.00	11,887,047.80	0.00	0.00	11,967,047.80	80,000.00	891,811.61	0.00	0.00	971,811.61	0.00	21,378,630.44	0.00	10,995,236.19
Taxes, Insurance Premiums and Other Fees	5021500000	25,332,795.20	0.00	25,332,795.20	25,332,795.20	0.00	0.00	0.00	25,332,795.20	10,555.56	1,887,639.41	0.00	0.00	1,898,194.97	5,000.00	36,965.56	0.00	0.00	41,965.56	0.00	23,434,600.23	0.00	1,856,229.41
Taxes, Duties and Licenses	5021501000	25,332,795.20	0.00	25,332,795.20	25,332,795.20	0.00	0.00	0.00	25,332,795.20	10,555.56	1,887,639.41	0.00	0.00	1,898,194.97	5,000.00	36,965.56	0.00	0.00	41,965.56	0.00	23,434,600.23	0.00	1,856,229.41
Taxes, Duties and Licenses	5021501001	25,332,795.20	0.00	25,332,795.20	25,332,795.20	0.00	0.00	0.00	25,332,795.20	10,555.56	1,887,639.41	0.00	0.00	1,898,194.97	5,000.00	36,965.56	0.00	0.00	41,965.56	0.00	23,434,600.23	0.00	1,856,229.41
Other Maintenance and Operating Expenses	5029900000	1,910,000.00	94,397.76	2,004,397.76	1,910,000.00	94,397.76	0.00	0.00	2,004,397.76	0.00	94,397.76	0.00	0.00	94,397.76	0.00	94,397.76	0.00	0.00	94,397.76	0.00	1,910,000.00	0.00	0.00
Representation Expenses	5029903000	340,000.00	0.00	340,000.00	340,000.00	0.00	0.00	0.00	340,000.00	0.00	0.00	0.00	0.00	0.00	0.00	0.00	0.00	0.00	0.00	0.00	340,000.00	0.00	0.00
Rent/Lease Expenses	5029905000	1,530,000.00	0.00	1,530,000.00	1,530,000.00	0.00	0.00	0.00	1,530,000.00	0.00	0.00	0.00	0.00	0.00	0.00	0.00	0.00	0.00	0.00	0.00	1,530,000.00	0.00	0.00
Rents - Building and Structures	5029905001	1,530,000.00	0.00	1,530,000.00	1,530,000.00	0.00	0.00	0.00	1,530,000.00	0.00	0.00	0.00	0.00	0.00	0.00	0.00	0.00	0.00	0.00	0.00	1,530,000.00	0.00	0.00
Subscription Expenses	5029907000	0.00	94,397.76	94,397.76	0.00	94,397.76	0.00	0.00	94,397.76	0.00	94,397.76	0.00	0.00	94,397.76	0.00	94,397.76	0.00	0.00	94,397.76	0.00	0.00	0.00	0.00

Department: Other Executive Offices
 Agency/Entity: Philippine Competition Commission
 Operating Unit: < not applicable >
 Organization Code (UACS) : 26 038 0000000
 Fund Cluster: 02 Foreign Assisted Projects Fund
 (e.g. UACS Fund Cluster: 01-Regular Agency Fund, 02-Foreign Assisted Projects Fund, 03-Special Account-Locally Funded/Domestic Grants Fund, and 04-Special Account-Foreign Assisted/Foreign Grants Fund)


	Current Year Appropriations
	Supplemental Appropriations
X	Continuing Appropriations

Particulars	UACS CODE	Appropriations			Allotments					Obligations					Disbursements					Balances			
		Authorized Appropriations	Adjustments (Transfer To/From, Modifications/ Augmentations)	Adjusted Appropriations	Allotments Received	Adjustments (Reductions, Modifications/ Augmentations)	Transfer To	Transfer From	Adjusted Allotments	1st Quarter Ending March 31	2nd Quarter Ending June 30	3rd Quarter Ending Sept. 30	4th Quarter Ending Dec. 31	TOTAL	1st Quarter Ending March 31	2nd Quarter Ending June 30	3rd Quarter Ending Sept. 30	4th Quarter Ending Dec. 31	TOTAL	Unreleased Appropriations	Unobligated Allotments	Unpaid Obligations (15-20)=(23+24)	
1	2	3	4	5=(3+4)	6	7	8	9	10=[(6+(-)7) -8+9]	11	12	13	14	15=(11+12+13+14)	16	17	18	19	20=(16+17+18+19)	21=(5-10)	22=(10-15)	23	24
ICT Software Subscription	5029907001	0.00	94,397.76	94,397.76	0.00	94,397.76	0.00	0.00	94,397.76	0.00	94,397.76	0.00	0.00	94,397.76	0.00	94,397.76	0.00	0.00	94,397.76	0.00	0.00	0.00	0.00
Other Maintenance and Operating Expenses	5029999000	40,000.00	0.00	40,000.00	40,000.00	0.00	0.00	0.00	40,000.00	0.00	0.00	0.00	0.00	0.00	0.00	0.00	0.00	0.00	0.00	0.00	40,000.00	0.00	0.00
Other Maintenance and Operating Expenses	5029999099	40,000.00	0.00	40,000.00	40,000.00	0.00	0.00	0.00	40,000.00	0.00	0.00	0.00	0.00	0.00	0.00	0.00	0.00	0.00	0.00	0.00	40,000.00	0.00	0.00
GRAND TOTAL		93,266,292.26	0.00	93,266,292.26	93,266,292.26	0.00	0.00	0.00	93,266,292.26	7,021,818.04	15,192,653.88	0.00	0.00	22,214,471.92	5,481,796.90	2,579,453.75	0.00	0.00	8,061,250.65	0.00	71,051,820.34	0.00	14,153,221.27

~~Certified Correct:~~

 BERNARD L. TINONAS
 Budget Division, Chief
 Date: 2022-07-26 15:08:26

~~Certified Correct:~~

 REUBEN JONATHAN P. MONTENEGRO
 Accounting Division, Chief
 Date: 2022-07-26 15:08:26

Recommending Approval:
 -
 -
 Date: 2022-07-26 22:22:22

Approved By:

 JOSEPH MELVIN B. BASAS
 FPMO, Director IV
 Date: 2022-07-28 10:52:52