

MONTHLY REPORT OF DISBURSEMENTS

For the month of May 2022


Department: Other Executive Offices
 Agency/Entity: Philippine Competition Commission
 Operating Unit: < not applicable >
 Organization Code (UACS): 26 038 0000000
 Fund Cluster: 01 Regular Agency Fund


Particulars	Current Year Budget					Prior Year's Budget											Trust Liabilities				Grand Total					Remarks		
	PS	MOOE	FinEx	CO	TOTAL	Prior Year's Accounts Payable					Current Year's Accounts Payable					TOTAL	SUB-TOTAL	PS	MOOE	CO	TOTAL	PS	MOOE	FinEx	CO		TOTAL	
						PS	MOOE	FinEx	CO	Sub-Total	PS	MOOE	FinEx	CO	Sub-Total													
1	2	3	4	5	6=(2+3+4+5)	7	8	9	10	11=(7+8+9+10)	12	13	14	15	16=(12+13+14+15)	17=(11+16)	18=(6+17)	19	20	21	22=(19+20+21)	23	24	25	26	27=(23+24+25+26)	28	
CASH DISBURSEMENTS	26,062,410.22	5,541,850.84	0.00	0.00	31,604,261.06	1,070,879.89	2,201,015.05	0.00	0.00	3,271,894.94	0.00	0.00	0.00	0.00	0.00	3,271,894.94	34,876,156.00	0.00	0.00	0.00	0.00	27,133,290.11	7,742,865.89	0.00	0.00	0.00	34,876,156.00	
Notice of Cash Allocation (NCA)	26,062,410.22	5,541,850.84	0.00	0.00	31,604,261.06	1,070,879.89	2,201,015.05	0.00	0.00	3,271,894.94	0.00	0.00	0.00	0.00	0.00	3,271,894.94	34,876,156.00	0.00	0.00	0.00	0.00	27,133,290.11	7,742,865.89	0.00	0.00	0.00	34,876,156.00	
MDS Checks Issued	3,255,762.82	3,572,440.26	0.00	0.00	6,828,203.08	1,070,879.89	2,179,783.95	0.00	0.00	3,250,663.84	0.00	0.00	0.00	0.00	0.00	3,250,663.84	10,078,866.92	0.00	0.00	0.00	0.00	4,326,642.71	5,752,224.21	0.00	0.00	0.00	10,078,866.92	
Advice to Debit Account	22,806,647.40	1,969,410.58	0.00	0.00	24,776,057.98	0.00	21,231.10	0.00	0.00	21,231.10	0.00	0.00	0.00	0.00	0.00	21,231.10	24,797,289.08	0.00	0.00	0.00	0.00	22,806,647.40	1,990,641.68	0.00	0.00	0.00	24,797,289.08	
Notice of Transfer Allocations (NTA)	0.00	0.00	0.00	0.00	0.00	0.00	0.00	0.00	0.00	0.00	0.00	0.00	0.00	0.00	0.00	0.00	0.00	0.00	0.00	0.00	0.00	0.00	0.00	0.00	0.00	0.00	0.00	0.00
MDS Checks Issued	0.00	0.00	0.00	0.00	0.00	0.00	0.00	0.00	0.00	0.00	0.00	0.00	0.00	0.00	0.00	0.00	0.00	0.00	0.00	0.00	0.00	0.00	0.00	0.00	0.00	0.00	0.00	0.00
Advice to Debit Account	0.00	0.00	0.00	0.00	0.00	0.00	0.00	0.00	0.00	0.00	0.00	0.00	0.00	0.00	0.00	0.00	0.00	0.00	0.00	0.00	0.00	0.00	0.00	0.00	0.00	0.00	0.00	0.00
Working Fund for FAPs	0.00	0.00	0.00	0.00	0.00	0.00	0.00	0.00	0.00	0.00	0.00	0.00	0.00	0.00	0.00	0.00	0.00	0.00	0.00	0.00	0.00	0.00	0.00	0.00	0.00	0.00	0.00	0.00
Cash Disbursement Ceiling (CDC)	0.00	0.00	0.00	0.00	0.00	0.00	0.00	0.00	0.00	0.00	0.00	0.00	0.00	0.00	0.00	0.00	0.00	0.00	0.00	0.00	0.00	0.00	0.00	0.00	0.00	0.00	0.00	0.00
TOTAL CASH DISBURSEMENTS	26,062,410.22	5,541,850.84	0.00	0.00	31,604,261.06	1,070,879.89	2,201,015.05	0.00	0.00	3,271,894.94	0.00	0.00	0.00	0.00	0.00	3,271,894.94	34,876,156.00	0.00	0.00	0.00	0.00	27,133,290.11	7,742,865.89	0.00	0.00	0.00	34,876,156.00	
NON-CASH DISBURSEMENTS	3,401,043.41	160,965.34	0.00	0.00	3,562,008.75	0.00	197,920.81	0.00	0.00	197,920.81	0.00	0.00	0.00	0.00	0.00	197,920.81	3,759,929.56	0.00	0.00	0.00	0.00	3,401,043.41	358,886.15	0.00	0.00	0.00	3,759,929.56	
Tax Remittance Advices Issued (TRA)	3,401,043.41	160,965.34	0.00	0.00	3,562,008.75	0.00	197,920.81	0.00	0.00	197,920.81	0.00	0.00	0.00	0.00	0.00	197,920.81	3,759,929.56	0.00	0.00	0.00	0.00	3,401,043.41	358,886.15	0.00	0.00	0.00	3,759,929.56	
Non-Cash Availment Authority (NCAA)	0.00	0.00	0.00	0.00	0.00	0.00	0.00	0.00	0.00	0.00	0.00	0.00	0.00	0.00	0.00	0.00	0.00	0.00	0.00	0.00	0.00	0.00	0.00	0.00	0.00	0.00	0.00	0.00
Disbursements effected through outright deductions from claims (please specify...)	0.00	0.00	0.00	0.00	0.00	0.00	0.00	0.00	0.00	0.00	0.00	0.00	0.00	0.00	0.00	0.00	0.00	0.00	0.00	0.00	0.00	0.00	0.00	0.00	0.00	0.00	0.00	0.00
Overpayment of expenses(e.g. personnel benefits)	0.00	0.00	0.00	0.00	0.00	0.00	0.00	0.00	0.00	0.00	0.00	0.00	0.00	0.00	0.00	0.00	0.00	0.00	0.00	0.00	0.00	0.00	0.00	0.00	0.00	0.00	0.00	0.00
Restitution for loss of government property	0.00	0.00	0.00	0.00	0.00	0.00	0.00	0.00	0.00	0.00	0.00	0.00	0.00	0.00	0.00	0.00	0.00	0.00	0.00	0.00	0.00	0.00	0.00	0.00	0.00	0.00	0.00	0.00
Liquidated damages and similar claims	0.00	0.00	0.00	0.00	0.00	0.00	0.00	0.00	0.00	0.00	0.00	0.00	0.00	0.00	0.00	0.00	0.00	0.00	0.00	0.00	0.00	0.00	0.00	0.00	0.00	0.00	0.00	0.00
Others(TEF, BTR-Documentary Stamp Tax, etc.)	0.00	0.00	0.00	0.00	0.00	0.00	0.00	0.00	0.00	0.00	0.00	0.00	0.00	0.00	0.00	0.00	0.00	0.00	0.00	0.00	0.00	0.00	0.00	0.00	0.00	0.00	0.00	0.00
TOTAL NON-CASH DISBURSEMENTS	3,401,043.41	160,965.34	0.00	0.00	3,562,008.75	0.00	197,920.81	0.00	0.00	197,920.81	0.00	0.00	0.00	0.00	0.00	197,920.81	3,759,929.56	0.00	0.00	0.00	0.00	3,401,043.41	358,886.15	0.00	0.00	0.00	3,759,929.56	
GRAND TOTAL	29,463,453.63	5,702,816.18	0.00	0.00	35,166,269.81	1,070,879.89	2,398,935.86	0.00	0.00	3,469,815.75	0.00	0.00	0.00	0.00	0.00	3,469,815.75	38,636,085.56	0.00	0.00	0.00	0.00	30,534,333.52	8,101,752.04	0.00	0.00	0.00	38,636,085.56	


SUMMARY

Particulars	Previous Report	This Month	As at Date
(1)	(2)	(3)	(4)
Total Disbursement Authorities Received	203,101,458.28	51,242,615.56	254,344,073.84
NCA	182,400,895.00	47,482,686.00	229,883,581.00
NTA	0.00	0.00	0.00
Working Fund	0.00	0.00	0.00
TRA	20,700,563.28	3,759,929.56	24,460,492.84
CDC	0.00	0.00	0.00
NCAA	0.00	0.00	0.00
Less: Notice of Transfer of Allocations (NTA)* issued	0.00	0.00	0.00
Total Disbursement Authorities Available	203,101,458.28	51,242,615.56	254,344,073.84
Less:	0.00	0.00	0.00
Lapsed NCA	496.30	6,805.73	7,302.03
Disbursements	172,615,600.96	38,636,085.56	211,251,686.52
Less: Other Non-Cash Disbursements	0.00	0.00	0.00
Disbursements effected through outright deductions from claims	0.00	0.00	0.00
Overpayment of expenses(e.g. personnel benefits)	0.00	0.00	0.00
Restitution for loss of government property	0.00	0.00	0.00
Liquidated damages and similar claims	0.00	0.00	0.00
Others (e.g. TEF, BTR, Docs Stamp, etc.)	0.00	0.00	0.00
Add/Less: Adjustments (e.g. cancelled/staled checks)	0.00	6,805.73	6,805.73
Balance of Disbursement Authorities as at date	30,485,361.02	12,606,530.00	43,091,891.02
Total Disbursements Program	288,584,000.00	78,925,000.00	367,509,000.00
Less: *Actual Disbursements	172,615,600.96	38,636,085.56	211,251,686.52
(Over)/Under spending	115,968,399.04	40,288,914.44	156,257,313.48

Notes: * The use of NTA is discouraged
 Notes: ** Amounts should tally with the grand total disbursement (column 27).

Certified Correct:

 EMILY ROSE V. SALANO
 Accountant
 Date: June 08, 2022

Recommending Approval:

 REUBEN JONATHAN P. MONTENEGRO
 Chief Accountant
 Date: June 08, 2022

Approved By:

 ATTY. JOSEPH MELVIN B. BASAS
 Date: 8 June 2022

MONTHLY REPORT OF DISBURSEMENTS

For the month of May 2022


Department: Other Executive Offices
 Agency/Entity: Philippine Competition Commission
 Operating Unit: < not applicable >
 Organization Code (UACS): 26 038 0000000
 Fund Cluster: 07 Trust Receipts


Particulars	Current Year Budget					Prior Year's Budget											SUB-TOTAL	Trust Liabilities				Grand Total					Remarks	
	PS	MOOE	FinEx	CO	TOTAL	Prior Year's Accounts Payable					Current Year's Accounts Payable					TOTAL		PS	MOOE	CO	TOTAL	PS	MOOE	FinEx	CO	TOTAL		
						PS	MOOE	FinEx	CO	Sub-Total	PS	MOOE	FinEx	CO	Sub-Total													PS
1	2	3	4	5	6=(2+3+4+5)	7	8	9	10	11=(7+8+9+10)	12	13	14	15	16=(12+13+14+15)	17=(11+16)	18=(6+17)	19	20	21	22=(19+20+21)	23	24	25	26	27=(23+24+25+26)	28	
CASH DISBURSEMENTS	0.00	0.00	0.00	0.00	0.00	0.00	0.00	0.00	0.00	0.00	0.00	0.00	0.00	0.00	0.00	0.00	0.00	0.00	155,962.90	0.00	155,962.90	0.00	155,962.90	0.00	0.00	0.00	155,962.90	
Notice of Cash Allocation (NCA)	0.00	0.00	0.00	0.00	0.00	0.00	0.00	0.00	0.00	0.00	0.00	0.00	0.00	0.00	0.00	0.00	0.00	0.00	155,962.90	0.00	155,962.90	0.00	155,962.90	0.00	0.00	0.00	155,962.90	
MDS Checks Issued	0.00	0.00	0.00	0.00	0.00	0.00	0.00	0.00	0.00	0.00	0.00	0.00	0.00	0.00	0.00	0.00	0.00	0.00	155,962.90	0.00	155,962.90	0.00	155,962.90	0.00	0.00	0.00	155,962.90	
Advice to Debit Account	0.00	0.00	0.00	0.00	0.00	0.00	0.00	0.00	0.00	0.00	0.00	0.00	0.00	0.00	0.00	0.00	0.00	0.00	0.00	0.00	0.00	0.00	0.00	0.00	0.00	0.00	0.00	
Notice of Transfer Allocations (NTA)	0.00	0.00	0.00	0.00	0.00	0.00	0.00	0.00	0.00	0.00	0.00	0.00	0.00	0.00	0.00	0.00	0.00	0.00	0.00	0.00	0.00	0.00	0.00	0.00	0.00	0.00	0.00	
MDS Checks Issued	0.00	0.00	0.00	0.00	0.00	0.00	0.00	0.00	0.00	0.00	0.00	0.00	0.00	0.00	0.00	0.00	0.00	0.00	0.00	0.00	0.00	0.00	0.00	0.00	0.00	0.00	0.00	
Advice to Debit Account	0.00	0.00	0.00	0.00	0.00	0.00	0.00	0.00	0.00	0.00	0.00	0.00	0.00	0.00	0.00	0.00	0.00	0.00	0.00	0.00	0.00	0.00	0.00	0.00	0.00	0.00	0.00	
Working Fund for FAPs	0.00	0.00	0.00	0.00	0.00	0.00	0.00	0.00	0.00	0.00	0.00	0.00	0.00	0.00	0.00	0.00	0.00	0.00	0.00	0.00	0.00	0.00	0.00	0.00	0.00	0.00	0.00	
Cash Disbursement Ceiling (CDC)	0.00	0.00	0.00	0.00	0.00	0.00	0.00	0.00	0.00	0.00	0.00	0.00	0.00	0.00	0.00	0.00	0.00	0.00	0.00	0.00	0.00	0.00	0.00	0.00	0.00	0.00	0.00	
TOTAL CASH DISBURSEMENTS	0.00	0.00	0.00	0.00	0.00	0.00	0.00	0.00	0.00	0.00	0.00	0.00	0.00	0.00	0.00	0.00	0.00	0.00	155,962.90	0.00	155,962.90	0.00	155,962.90	0.00	0.00	0.00	155,962.90	
NON-CASH DISBURSEMENTS	0.00	0.00	0.00	0.00	0.00	0.00	0.00	0.00	0.00	0.00	0.00	0.00	0.00	0.00	0.00	0.00	0.00	0.00	0.00	0.00	0.00	0.00	0.00	0.00	0.00	0.00	0.00	
Tax Remittance Advices Issued (TRA)	0.00	0.00	0.00	0.00	0.00	0.00	0.00	0.00	0.00	0.00	0.00	0.00	0.00	0.00	0.00	0.00	0.00	0.00	0.00	0.00	0.00	0.00	0.00	0.00	0.00	0.00	0.00	
Non-Cash Availment Authority (NCAA)	0.00	0.00	0.00	0.00	0.00	0.00	0.00	0.00	0.00	0.00	0.00	0.00	0.00	0.00	0.00	0.00	0.00	0.00	0.00	0.00	0.00	0.00	0.00	0.00	0.00	0.00	0.00	
Disbursements effected through outright deductions from claims (please specify...)	0.00	0.00	0.00	0.00	0.00	0.00	0.00	0.00	0.00	0.00	0.00	0.00	0.00	0.00	0.00	0.00	0.00	0.00	0.00	0.00	0.00	0.00	0.00	0.00	0.00	0.00	0.00	
Overpayment of expenses(e.g. personnel benefits)	0.00	0.00	0.00	0.00	0.00	0.00	0.00	0.00	0.00	0.00	0.00	0.00	0.00	0.00	0.00	0.00	0.00	0.00	0.00	0.00	0.00	0.00	0.00	0.00	0.00	0.00	0.00	
Restitution for loss of government property	0.00	0.00	0.00	0.00	0.00	0.00	0.00	0.00	0.00	0.00	0.00	0.00	0.00	0.00	0.00	0.00	0.00	0.00	0.00	0.00	0.00	0.00	0.00	0.00	0.00	0.00	0.00	
Liquidated damages and similar claims	0.00	0.00	0.00	0.00	0.00	0.00	0.00	0.00	0.00	0.00	0.00	0.00	0.00	0.00	0.00	0.00	0.00	0.00	0.00	0.00	0.00	0.00	0.00	0.00	0.00	0.00	0.00	
Others(TEF, BTr-Documentary Stamp Tax, etc.)	0.00	0.00	0.00	0.00	0.00	0.00	0.00	0.00	0.00	0.00	0.00	0.00	0.00	0.00	0.00	0.00	0.00	0.00	0.00	0.00	0.00	0.00	0.00	0.00	0.00	0.00	0.00	
TOTAL NON-CASH DISBURSEMENTS	0.00	0.00	0.00	0.00	0.00	0.00	0.00	0.00	0.00	0.00	0.00	0.00	0.00	0.00	0.00	0.00	0.00	0.00	0.00	0.00	0.00	0.00	0.00	0.00	0.00	0.00	0.00	
GRAND TOTAL	0.00	0.00	0.00	0.00	0.00	0.00	0.00	0.00	0.00	0.00	0.00	0.00	0.00	0.00	0.00	0.00	0.00	0.00	155,962.90	0.00	155,962.90	0.00	155,962.90	0.00	0.00	0.00	155,962.90	


SUMMARY

Particulars	Previous Report	This Month	As at Date
(1)	(2)	(3)	(4)
Total Disbursement Authorities Received	4,324,854.00	0.00	4,324,854.00
NCA	4,324,854.00	0.00	4,324,854.00
NTA	0.00	0.00	0.00
Working Fund	0.00	0.00	0.00
TRA	0.00	0.00	0.00
CDC	0.00	0.00	0.00
NCAA	0.00	0.00	0.00
Less: Notice of Transfer of Allocations (NTA)* issued	0.00	0.00	0.00
Total Disbursement Authorities Available	4,324,854.00	0.00	4,324,854.00
Less:	0.00	0.00	0.00
Lapsed NCA	0.00	0.00	0.00
Disbursements	1,049,277.19	155,962.90	1,205,240.09
Less: Other Non-Cash Disbursements	0.00	0.00	0.00
Disbursements effected through outright deductions from claims	0.00	0.00	0.00
Overpayment of expenses(e.g. personnel benefits)	0.00	0.00	0.00
Restitution for loss of government property	0.00	0.00	0.00
Liquidated damages and similar claims	0.00	0.00	0.00
Others (e.g. TEF, BTr, Docs Stamp, etc.)	0.00	0.00	0.00
Add/Less: Adjustments (e.g. cancelled/staled checks)	0.00	0.00	0.00
Balance of Disbursement Authorities as at date	3,275,576.81	(155,962.90)	3,119,613.91
Total Disbursements Program	0.00	0.00	0.00
Less: *Actual Disbursements	0.00	0.00	0.00
(Over)/Under spending	0.00	0.00	0.00

Notes: * The use of NTA is discouraged
 Notes: ** Amounts should tally with the grand total disbursement (column 27).

Certified Correct:

 EMILY ROSE V. SALANO
 Accountant
 Date: June 08, 2022

Recommending Approval:

 REUBEN JONATHAN P. MONTENEGRO
 Chief Accountant
 Date: June 08, 2022

Approved By:

 ATTY. JOSEPH MELVIN B. BASAS
 Date: 8 June 2022

MONTHLY REPORT OF DISBURSEMENTS

For the month of May 2022


Department: Other Executive Offices
 Agency/Entity: Philippine Competition Commission
 Operating Unit: < not applicable >
 Organization Code (UACS): 26 038 0000000
 Fund Cluster: 02 Foreign Assisted Projects Fund


Particulars	Current Year Budget					Prior Year's Budget											Trust Liabilities				Grand Total					Remarks			
	PS	MOOE	FinEx	CO	TOTAL	Prior Year's Accounts Payable					Current Year's Accounts Payable					TOTAL	SUB-TOTAL	PS	MOOE	CO	TOTAL	PS	MOOE	FinEx	CO		TOTAL		
						PS	MOOE	FinEx	CO	Sub-Total	PS	MOOE	FinEx	CO	Sub-Total													PS	MOOE
1	2	3	4	5	6=(2+3+4+5)	7	8	9	10	11=(7+8+9+10)	12	13	14	15	16=(12+13+14+15)	17=(11+16)	18=(6+17)	19	20	21	22=(19+20+21)	23	24	25	26	27=(23+24+25+26)	28		
CASH DISBURSEMENTS	0.00	0.00	0.00	0.00	0.00	0.00	1,827,918.16	0.00	0.00	1,827,918.16	0.00	291,440.00	0.00	0.00	291,440.00	2,119,358.16	2,119,358.16	0.00	0.00	0.00	0.00	0.00	2,119,358.16	0.00	0.00	0.00	2,119,358.16		
Notice of Cash Allocation (NCA)	0.00	0.00	0.00	0.00	0.00	0.00	1,827,918.16	0.00	0.00	1,827,918.16	0.00	291,440.00	0.00	0.00	291,440.00	2,119,358.16	2,119,358.16	0.00	0.00	0.00	0.00	0.00	2,119,358.16	0.00	0.00	0.00	2,119,358.16		
MDS Checks Issued	0.00	0.00	0.00	0.00	0.00	0.00	1,827,918.16	0.00	0.00	1,827,918.16	0.00	291,440.00	0.00	0.00	291,440.00	2,119,358.16	2,119,358.16	0.00	0.00	0.00	0.00	0.00	2,119,358.16	0.00	0.00	0.00	2,119,358.16		
Advice to Debit Account	0.00	0.00	0.00	0.00	0.00	0.00	0.00	0.00	0.00	0.00	0.00	0.00	0.00	0.00	0.00	0.00	0.00	0.00	0.00	0.00	0.00	0.00	0.00	0.00	0.00	0.00	0.00	0.00	
Notice of Transfer Allocations (NTA)	0.00	0.00	0.00	0.00	0.00	0.00	0.00	0.00	0.00	0.00	0.00	0.00	0.00	0.00	0.00	0.00	0.00	0.00	0.00	0.00	0.00	0.00	0.00	0.00	0.00	0.00	0.00	0.00	
MDS Checks Issued	0.00	0.00	0.00	0.00	0.00	0.00	0.00	0.00	0.00	0.00	0.00	0.00	0.00	0.00	0.00	0.00	0.00	0.00	0.00	0.00	0.00	0.00	0.00	0.00	0.00	0.00	0.00	0.00	
Advice to Debit Account	0.00	0.00	0.00	0.00	0.00	0.00	0.00	0.00	0.00	0.00	0.00	0.00	0.00	0.00	0.00	0.00	0.00	0.00	0.00	0.00	0.00	0.00	0.00	0.00	0.00	0.00	0.00	0.00	
Working Fund for FAPs	0.00	0.00	0.00	0.00	0.00	0.00	0.00	0.00	0.00	0.00	0.00	0.00	0.00	0.00	0.00	0.00	0.00	0.00	0.00	0.00	0.00	0.00	0.00	0.00	0.00	0.00	0.00	0.00	
Cash Disbursement Ceiling (CDC)	0.00	0.00	0.00	0.00	0.00	0.00	0.00	0.00	0.00	0.00	0.00	0.00	0.00	0.00	0.00	0.00	0.00	0.00	0.00	0.00	0.00	0.00	0.00	0.00	0.00	0.00	0.00	0.00	
TOTAL CASH DISBURSEMENTS	0.00	0.00	0.00	0.00	0.00	0.00	1,827,918.16	0.00	0.00	1,827,918.16	0.00	291,440.00	0.00	0.00	291,440.00	2,119,358.16	2,119,358.16	0.00	0.00	0.00	0.00	0.00	2,119,358.16	0.00	0.00	0.00	2,119,358.16		
NON-CASH DISBURSEMENTS	0.00	0.00	0.00	0.00	0.00	0.00	0.00	0.00	0.00	0.00	0.00	0.00	0.00	0.00	0.00	0.00	0.00	0.00	0.00	0.00	0.00	0.00	0.00	0.00	0.00	0.00	0.00	0.00	
Tax Remittance Advices Issued (TRA)	0.00	0.00	0.00	0.00	0.00	0.00	0.00	0.00	0.00	0.00	0.00	0.00	0.00	0.00	0.00	0.00	0.00	0.00	0.00	0.00	0.00	0.00	0.00	0.00	0.00	0.00	0.00	0.00	
Non-Cash Availment Authority (NCAA)	0.00	0.00	0.00	0.00	0.00	0.00	0.00	0.00	0.00	0.00	0.00	0.00	0.00	0.00	0.00	0.00	0.00	0.00	0.00	0.00	0.00	0.00	0.00	0.00	0.00	0.00	0.00	0.00	
Disbursements effected through outright deductions from claims (please specify...)	0.00	0.00	0.00	0.00	0.00	0.00	0.00	0.00	0.00	0.00	0.00	0.00	0.00	0.00	0.00	0.00	0.00	0.00	0.00	0.00	0.00	0.00	0.00	0.00	0.00	0.00	0.00	0.00	
Overpayment of expenses(e.g. personnel benefits)	0.00	0.00	0.00	0.00	0.00	0.00	0.00	0.00	0.00	0.00	0.00	0.00	0.00	0.00	0.00	0.00	0.00	0.00	0.00	0.00	0.00	0.00	0.00	0.00	0.00	0.00	0.00	0.00	
Restitution for loss of government property	0.00	0.00	0.00	0.00	0.00	0.00	0.00	0.00	0.00	0.00	0.00	0.00	0.00	0.00	0.00	0.00	0.00	0.00	0.00	0.00	0.00	0.00	0.00	0.00	0.00	0.00	0.00	0.00	
Liquidated damages and similar claims	0.00	0.00	0.00	0.00	0.00	0.00	0.00	0.00	0.00	0.00	0.00	0.00	0.00	0.00	0.00	0.00	0.00	0.00	0.00	0.00	0.00	0.00	0.00	0.00	0.00	0.00	0.00	0.00	
Others(TEF, BTR-Documentary Stamp Tax, etc.)	0.00	0.00	0.00	0.00	0.00	0.00	0.00	0.00	0.00	0.00	0.00	0.00	0.00	0.00	0.00	0.00	0.00	0.00	0.00	0.00	0.00	0.00	0.00	0.00	0.00	0.00	0.00	0.00	
TOTAL NON-CASH DISBURSEMENTS	0.00	0.00	0.00	0.00	0.00	0.00	0.00	0.00	0.00	0.00	0.00	0.00	0.00	0.00	0.00	0.00	0.00	0.00	0.00	0.00	0.00	0.00	0.00	0.00	0.00	0.00	0.00	0.00	
GRAND TOTAL	0.00	0.00	0.00	0.00	0.00	0.00	1,827,918.16	0.00	0.00	1,827,918.16	0.00	291,440.00	0.00	0.00	291,440.00	2,119,358.16	2,119,358.16	0.00	0.00	0.00	0.00	0.00	2,119,358.16	0.00	0.00	0.00	2,119,358.16		


SUMMARY

Particulars	Previous Report	This Month	As at Date
(1)	(2)	(3)	(4)
Total Disbursement Authorities Received	89,222,957.43	0.00	89,222,957.43
NCA	89,222,957.43	0.00	89,222,957.43
NTA	0.00	0.00	0.00
Working Fund	0.00	0.00	0.00
TRA	0.00	0.00	0.00
CDC	0.00	0.00	0.00
NCAA	0.00	0.00	0.00
Less: Notice of Transfer of Allocations (NTA)* issued	0.00	0.00	0.00
Total Disbursement Authorities Available	89,222,957.43	0.00	89,222,957.43
Less:	0.00	0.00	0.00
Lapsed NCA	0.00	0.00	0.00
Disbursements	19,890,342.76	2,119,358.16	22,009,700.92
Less: Other Non-Cash Disbursements	0.00	0.00	0.00
Disbursements effected through outright deductions from claims	0.00	0.00	0.00
Overpayment of expenses(e.g. personnel benefits)	0.00	0.00	0.00
Restitution for loss of government property	0.00	0.00	0.00
Liquidated damages and similar claims	0.00	0.00	0.00
Others (e.g. TEF, BTR, Docs Stamp, etc.)	0.00	0.00	0.00
Add/Less: Adjustments (e.g. cancelled/staled checks)	0.00	0.00	0.00
Balance of Disbursement Authorities as at date	69,332,614.67	(2,119,358.16)	67,213,256.51
Total Disbursements Program	89,222,957.43	0.00	89,222,957.43
Less: *Actual Disbursements	19,890,342.76	2,119,358.16	22,009,700.92
(Over)/Under spending	69,332,614.67	(2,119,358.16)	67,213,256.51

Notes: * The use of NTA is discouraged
 Notes: ** Amounts should tally with the grand total disbursement (column 27).

Certified Correct:

 EMILY ROSE V. SALANO
 Accountant
 Date: June 08, 2022

Recommending Approval:

 REUBEN JONATHAN P. MONTENEGRO
 Chief Accountant
 Date: June 08, 2022

Approved By:

 ATTY. JOSEPH MELVIN B. BASAS
 Date: 8 June 2022