

STATEMENT OF APPROPRIATIONS, ALLOTMENTS, OBLIGATIONS, DISBURSEMENTS AND BALANCES

As at the Quarter Ending December 31, 2021

Department : Other Executive Offices
Agency/Entity : Philippine Competition Commission
Operating Unit : < not applicable >
Organization Code (UACS) : 26 038 0000000
Fund Cluster : 01 Regular Agency Fund
(e.g. UACS Fund Cluster: 01-Regular Agency Fund, 02-Foreign Assisted Projects Fund, 03-Special Account-Locally Funded/Domestic Grants Fund, and 04-Special Account-Foreign Assisted/Foreign Grants Fund)

Table with 2 columns: Category and Amount. Row 1: X Current Year Appropriations. Row 2: Supplemental Appropriations. Row 3: Continuing Appropriations.

Main data table with 24 columns: Particulars, UACS CODE, Appropriations (Authorized, Adjusted), Allotments (Received, Adjusted Total), Current Year Obligations (1st-4th Quarter, Total), Current Year Disbursements (1st-4th Quarter, Total), Balances (Unreleased, Unobligated, Unpaid Obligations). Includes rows for Agency Specific Budget, General Administration and Support, Operations, and Enforcement of Rules and Regulations.


Department : Other Executive Offices
 Agency/Entity : Philippine Competition Commission
 Operating Unit : < not applicable >
 Organization Code (UACS) : 26 038 0000000
 Fund Cluster : 01 Regular Agency Fund

X	Current Year Appropriations
	Supplemental Appropriations
	Continuing Appropriations


(e.g. UACS Fund Cluster: 01-Regular Agency Fund, 02-Foreign Assisted Projects Fund, 03-Special Account-Locally Funded/Domestic Grants Fund, and 04-Special Account-Foreign Assisted/Foreign Grants Fund)

Particulars	UACS CODE	Appropriations			Allotments					Current Year Obligations					Current Year Disbursements					Balances			
		Authorized Appropriations	Adjustments(Transfer To/From,Modifications/Augmentations)	Adjusted Appropriations	Allotments Received	Adjustments(Reductions,Modifications/Augmentations)	Transfer To	Transfer From	Adjusted Total Allotments	1st Quarter Ending March 31	2nd Quarter Ending June 30	3rd Quarter Ending Sept. 30	4th Quarter Ending Dec. 31	TOTAL	1st Quarter Ending March 31	2nd Quarter Ending June 30	3rd Quarter Ending Sept. 30	4th Quarter Ending Dec. 31	TOTAL	Unreleased Appro	Unobligated Allotments	Unpaid Obligations(15-20)=(23+24)	
																						Due and Demandable	Not Yet Due and Demandable
1	2	3	4	5=(3+4)	6	7	8	9	10=[(6+(-)7)-8+9]	11	12	13	14	15=(11+12+13+14)	16	17	18	19	20=(16+17+18+19)	21	22	23	24
COMPETITION POLICY ENFORCEMENT PROGRAM		207,498,000.00	82,655,808.00	290,153,808.00	207,498,000.00	82,655,808.00	0.00	0.00	290,153,808.00	32,148,123.32	43,918,607.36	45,428,605.55	50,707,111.07	172,202,447.30	17,190,570.68	33,856,426.41	36,948,218.48	50,174,640.60	138,169,856.17	0.00	117,951,360.70	10,799,983.56	23,232,607.57

Certified Correct:


 BERNARD L. TINONAS
 Budget Division, Chief
 Date: 2022-01-29 10:49:28


Certified Correct:


 REUBEN JONATHAN P. MONTENEGRO
 Accounting Division, Chief
 Date: 2022-01-29 10:49:28

Recommending Approval:

-
 -
 Date: 2022-01-29 11:27:04

Approved By:


 JOSEPH MELVIN B. BASAS
 FPMO, Director IV
 Date: 2022-01-30 21:47:49

STATEMENT OF APPROPRIATIONS, ALLOTMENTS, OBLIGATIONS, DISBURSEMENTS AND BALANCES

As at the Quarter Ending December 31, 2021

Department: Other Executive Offices
Agency: Philippine Competition Commission
Operating Unit: < not applicable >
Organization Code (UACS) : 26 038 0000000
Fund Cluster: 01 Regular Agency Fund
(e.g. UACS Fund Cluster: 01-Regular Agency Fund, 02-Foreign Assisted Projects Fund, 03-Special Account-Locally Funded/Domestic Grants Fund, and 04-Special Account-Foreign Assisted/Foreign Grants Fund)

Table with 3 rows and 1 column: Current Year Appropriations, Supplemental Appropriations, Continuing Appropriations (marked with X)

Main data table with columns: Particulars, UACS CODE, Appropriations (Authorized, Adjustments, Adjusted), Allotments (Received, Adjustments, Transfer To, Transfer From, Adjusted Total), Current Year Obligations (1st-4th Quarter, TOTAL), Current Year Disbursements (1st-4th Quarter, TOTAL), Balances (Unreleased Appro, Unobligated Allotments, Unpaid Obligations (Due and Demandable, Not Yet Due and Demandable)).

Department: Other Executive Offices
 Agency: Philippine Competition Commission
 Operating Unit: < not applicable >
 Organization Code (UACS) : 26 038 0000000
 Fund Cluster: 01 Regular Agency Fund

	Current Year Appropriations
	Supplemental Appropriations
X	Continuing Appropriations

(e.g. UACS Fund Cluster: 01-Regular Agency Fund, 02-Foreign Assisted Projects Fund, 03-Special Account-Locally Funded/Domestic Grants Fund, and 04-Special Account-Foreign Assisted/Foreign Grants Fund)

Particulars	UACS CODE	Appropriations			Allotments					Current Year Obligations					Current Year Disbursements					Balances				
		Authorized Appropriations	Adjustments (Transfer To/From, Realignment)	Adjusted Appropriations	Allotments Received	Adjustments (Withdrawal, Realignment)	Transfer To	Transfer From	Adjusted Total Allotments	1st Quarter Ending March 31	2nd Quarter Ending June 30	3rd Quarter Ending Sept. 30	4th Quarter Ending Dec. 31	TOTAL	1st Quarter Ending March 31	2nd Quarter Ending June 30	3rd Quarter Ending Sept. 30	4th Quarter Ending Dec. 31	TOTAL	Unreleased Appro	Unobligated Allotments	Unpaid Obligations		
																						Due and Demandable	Not Yet Due and Demandable	
1	2	3	4	5=(3+4)	6	7	8	9	10=[(6+(-)7)-8+9]	11	12	13	14	15=(11+12+13+14)	16	17	18	19	20=(16+17+18+19)	21=(5-10)	22=(10-15)	23	24	
General Management and Supervision	100000100001000	1,746.85	(1,746.85)	0.00	1,746.85	(1,746.85)	0.00	0.00	0.00	0.00	0.00	0.00	0.00	0.00	0.00	0.00	0.00	0.00	0.00	0.00	0.00	0.00	0.00	0.00
PS		1,746.85	(1,746.85)	0.00	1,746.85	(1,746.85)	0.00	0.00	0.00	0.00	0.00	0.00	0.00	0.00	0.00	0.00	0.00	0.00	0.00	0.00	0.00	0.00	0.00	0.00
Sub-Total, General Administration and Support		1,746.85	(1,746.85)	0.00	1,746.85	(1,746.85)	0.00	0.00	0.00	0.00	0.00	0.00	0.00	0.00	0.00	0.00	0.00	0.00	0.00	0.00	0.00	0.00	0.00	0.00
PS		1,746.85	(1,746.85)	0.00	1,746.85	(1,746.85)	0.00	0.00	0.00	0.00	0.00	0.00	0.00	0.00	0.00	0.00	0.00	0.00	0.00	0.00	0.00	0.00	0.00	0.00
MOOE		0.00	0.00	0.00	0.00	0.00	0.00	0.00	0.00	0.00	0.00	0.00	0.00	0.00	0.00	0.00	0.00	0.00	0.00	0.00	0.00	0.00	0.00	0.00
FinEx (if Applicable)		0.00	0.00	0.00	0.00	0.00	0.00	0.00	0.00	0.00	0.00	0.00	0.00	0.00	0.00	0.00	0.00	0.00	0.00	0.00	0.00	0.00	0.00	0.00
CO		0.00	0.00	0.00	0.00	0.00	0.00	0.00	0.00	0.00	0.00	0.00	0.00	0.00	0.00	0.00	0.00	0.00	0.00	0.00	0.00	0.00	0.00	0.00
Operations	3000000000000000	30,740,548.66	0.00	30,740,548.66	30,740,548.66	0.00	0.00	0.00	30,740,548.66	2,164,533.76	2,130,138.83	7,185,197.73	17,666,976.94	29,146,847.26	259,081.86	3,160,519.39	3,506,882.27	8,083,947.01	15,010,430.53	0.00	1,593,701.40	3,457,893.92	10,678,522.81	
OO : Philippine Competition Act, which prohibits anti-competitive agreements, abuse of dominant position, and anti-competitive mergers and acquisitions enforced		30,740,548.66	0.00	30,740,548.66	30,740,548.66	0.00	0.00	0.00	30,740,548.66	2,164,533.76	2,130,138.83	7,185,197.73	17,666,976.94	29,146,847.26	259,081.86	3,160,519.39	3,506,882.27	8,083,947.01	15,010,430.53	0.00	1,593,701.40	3,457,893.92	10,678,522.81	
COMPETITION POLICY ENFORCEMENT PROGRAM		30,740,548.66	0.00	30,740,548.66	30,740,548.66	0.00	0.00	0.00	30,740,548.66	2,164,533.76	2,130,138.83	7,185,197.73	17,666,976.94	29,146,847.26	259,081.86	3,160,519.39	3,506,882.27	8,083,947.01	15,010,430.53	0.00	1,593,701.40	3,457,893.92	10,678,522.81	
Foreign-Assisted Project(s)		30,740,548.66	0.00	30,740,548.66	30,740,548.66	0.00	0.00	0.00	30,740,548.66	2,164,533.76	2,130,138.83	7,185,197.73	17,666,976.94	29,146,847.26	259,081.86	3,160,519.39	3,506,882.27	8,083,947.01	15,010,430.53	0.00	1,593,701.40	3,457,893.92	10,678,522.81	
Capacity Building to Foster Competition	310100300001000	30,740,548.66	0.00	30,740,548.66	30,740,548.66	0.00	0.00	0.00	30,740,548.66	2,164,533.76	2,130,138.83	7,185,197.73	17,666,976.94	29,146,847.26	259,081.86	3,160,519.39	3,506,882.27	8,083,947.01	15,010,430.53	0.00	1,593,701.40	3,457,893.92	10,678,522.81	
MOOE		20,613,652.66	0.00	20,613,652.66	20,613,652.66	0.00	0.00	0.00	20,613,652.66	2,164,533.76	2,130,138.83	7,185,197.73	8,972,770.92	20,452,641.24	259,081.86	3,160,519.39	3,506,882.27	8,083,947.01	15,010,430.53	0.00	161,011.42	3,457,893.92	1,984,316.79	
CO		10,126,896.00	0.00	10,126,896.00	10,126,896.00	0.00	0.00	0.00	10,126,896.00	0.00	0.00	0.00	8,694,206.02	8,694,206.02	0.00	0.00	0.00	0.00	0.00	0.00	1,432,689.98	0.00	8,694,206.02	
Sub-Total, Operations		30,740,548.66	0.00	30,740,548.66	30,740,548.66	0.00	0.00	0.00	30,740,548.66	2,164,533.76	2,130,138.83	7,185,197.73	17,666,976.94	29,146,847.26	259,081.86	3,160,519.39	3,506,882.27	8,083,947.01	15,010,430.53	0.00	1,593,701.40	3,457,893.92	10,678,522.81	
PS		0.00	0.00	0.00	0.00	0.00	0.00	0.00	0.00	0.00	0.00	0.00	0.00	0.00	0.00	0.00	0.00	0.00	0.00	0.00	0.00	0.00	0.00	0.00
MOOE		20,613,652.66	0.00	20,613,652.66	20,613,652.66	0.00	0.00	0.00	20,613,652.66	2,164,533.76	2,130,138.83	7,185,197.73	8,972,770.92	20,452,641.24	259,081.86	3,160,519.39	3,506,882.27	8,083,947.01	15,010,430.53	0.00	161,011.42	3,457,893.92	1,984,316.79	
FinEx (if Applicable)		0.00	0.00	0.00	0.00	0.00	0.00	0.00	0.00	0.00	0.00	0.00	0.00	0.00	0.00	0.00	0.00	0.00	0.00	0.00	0.00	0.00	0.00	0.00
CO		10,126,896.00	0.00	10,126,896.00	10,126,896.00	0.00	0.00	0.00	10,126,896.00	0.00	0.00	0.00	8,694,206.02	8,694,206.02	0.00	0.00	0.00	0.00	0.00	0.00	1,432,689.98	0.00	8,694,206.02	
GRAND TOTAL		91,009,335.60	(36,958,721.00)	54,050,614.60	91,009,335.60	(36,958,721.00)	0.00	0.00	54,050,614.60	2,164,533.76	3,954,107.10	7,865,876.74	29,816,358.14	43,800,875.74	259,081.86	3,886,236.75	4,899,264.92	10,694,402.61	19,738,986.14	0.00	10,249,738.86	3,677,321.63	20,384,567.97	
PS		6,607,377.69	(3,843,513.00)	2,763,864.69	6,607,377.69	(3,843,513.00)	0.00	0.00	2,763,864.69	0.00	1,823,968.27	661,179.01	148,044.01	2,633,191.29	0.00	725,717.36	1,372,882.65	285,944.97	2,384,544.98	0.00	130,673.40	0.00	248,646.31	
MOOE		74,260,680.81	(33,100,827.00)	41,159,853.81	74,260,680.81	(33,100,827.00)	0.00	0.00	41,159,853.81	2,164,533.76	2,130,138.83	7,204,697.73	20,974,108.11	32,473,478.43	259,081.86	3,160,519.39	3,526,382.27	10,408,457.64	17,354,441.16	0.00	8,686,375.38	3,677,321.63	11,441,715.64	
FinEx (if Applicable)		0.00	0.00	0.00	0.00	0.00	0.00	0.00	0.00	0.00	0.00	0.00	0.00	0.00	0.00	0.00	0.00	0.00	0.00	0.00	0.00	0.00	0.00	0.00
CO		10,141,277.10	(14,381.00)	10,126,896.10	10,141,277.10	(14,381.00)	0.00	0.00	10,126,896.10	0.00	0.00	0.00	8,694,206.02	8,694,206.02	0.00	0.00	0.00	0.00	0.00	0.00	1,432,690.08	0.00	8,694,206.02	


Certified Correct:


BERNARD L. TINONAS

Budget Division, Chief

Date: 2022-01-29 10:49:28

Certified Correct:


REUBEN JONATHAN P. MONTENEGRO

Accounting Division, Chief

Date: 2022-01-29 10:49:28

Recommending Approval:

-

-

Date: 2022-01-29 11:27:04

Approved By:


JOSEPH MELVIN B. BASAS

FPMO, Director IV

Date: 2022-01-30 21:47:49