

MONTHLY REPORT OF DISBURSEMENTS  
For the month of January 2022

Department: Other Executive Offices  
Agency/Entity: Philippine Competition Commission  
Operating Unit: < not applicable >  
Organization Code (UACS): 26 038 0000000  
Fund Cluster: 01 Regular Agency Fund


Particulars	Current Year Budget					Prior Year's Budget											SUB-TOTAL	Trust Liabilities				Grand Total					Remarks			
	PS	MOOE	FinEx	CO	TOTAL	Prior Year's Accounts Payable					Current Year's Accounts Payable					TOTAL		PS	MOOE	CO	TOTAL	PS	MOOE	FinEx	CO	TOTAL				
						PS	MOOE	FinEx	CO	Sub-Total	PS	MOOE	FinEx	CO	Sub-Total															
1	2	3	4	5	6=(2+3+4+5)	7	8	9	10	11=(7+8+9+10)	12	13	14	15	16=(12+13+14+15)	17=(11+16)	18=(6+17)	19	20	21	22=(19+20+21)	23	24	25	26	27=(23+24+25+26)	28			
CASH DISBURSEMENTS	9,221,610.17	10,640,001.50	0.00	0.00	19,861,611.67	164,592.72	8,327,172.68	0.00	0.00	8,491,765.40	0.00	0.00	0.00	0.00	0.00	8,491,765.40	28,353,377.07	0.00	0.00	0.00	0.00	9,386,202.89	18,967,174.18	0.00	0.00	28,353,377.07				
Notice of Cash Allocation (NCA)	9,221,610.17	10,640,001.50	0.00	0.00	19,861,611.67	164,592.72	8,327,172.68	0.00	0.00	8,491,765.40	0.00	0.00	0.00	0.00	0.00	8,491,765.40	28,353,377.07	0.00	0.00	0.00	0.00	9,386,202.89	18,967,174.18	0.00	0.00	28,353,377.07				
MDS Checks Issued	0.00	10,568,164.72	0.00	0.00	10,568,164.72	158,134.86	5,170,132.58	0.00	0.00	5,328,267.44	0.00	0.00	0.00	0.00	0.00	5,328,267.44	15,896,432.16	0.00	0.00	0.00	0.00	158,134.86	15,738,297.30	0.00	0.00	15,896,432.16				
Advice to Debit Account	9,221,610.17	71,836.78	0.00	0.00	9,293,446.95	6,457.86	3,157,040.10	0.00	0.00	3,163,497.96	0.00	0.00	0.00	0.00	0.00	3,163,497.96	12,456,944.91	0.00	0.00	0.00	0.00	9,228,068.03	3,228,876.88	0.00	0.00	12,456,944.91				
Notice of Transfer Allocations (NTA)	0.00	0.00	0.00	0.00	0.00	0.00	0.00	0.00	0.00	0.00	0.00	0.00	0.00	0.00	0.00	0.00	0.00	0.00	0.00	0.00	0.00	0.00	0.00	0.00	0.00	0.00	0.00			
MDS Checks Issued	0.00	0.00	0.00	0.00	0.00	0.00	0.00	0.00	0.00	0.00	0.00	0.00	0.00	0.00	0.00	0.00	0.00	0.00	0.00	0.00	0.00	0.00	0.00	0.00	0.00	0.00	0.00	0.00		
Advice to Debit Account	0.00	0.00	0.00	0.00	0.00	0.00	0.00	0.00	0.00	0.00	0.00	0.00	0.00	0.00	0.00	0.00	0.00	0.00	0.00	0.00	0.00	0.00	0.00	0.00	0.00	0.00	0.00	0.00		
Working Fund for FAPs	0.00	0.00	0.00	0.00	0.00	0.00	0.00	0.00	0.00	0.00	0.00	0.00	0.00	0.00	0.00	0.00	0.00	0.00	0.00	0.00	0.00	0.00	0.00	0.00	0.00	0.00	0.00	0.00	0.00	
Cash Disbursement Ceiling (CDC)	0.00	0.00	0.00	0.00	0.00	0.00	0.00	0.00	0.00	0.00	0.00	0.00	0.00	0.00	0.00	0.00	0.00	0.00	0.00	0.00	0.00	0.00	0.00	0.00	0.00	0.00	0.00	0.00	0.00	
TOTAL CASH DISBURSEMENTS	9,221,610.17	10,640,001.50	0.00	0.00	19,861,611.67	164,592.72	8,327,172.68	0.00	0.00	8,491,765.40	0.00	0.00	0.00	0.00	0.00	8,491,765.40	28,353,377.07	0.00	0.00	0.00	0.00	9,386,202.89	18,967,174.18	0.00	0.00	28,353,377.07				
NON-CASH DISBURSEMENTS	1,831,814.72	582,920.75	0.00	0.00	2,414,735.47	0.00	1,345,843.53	0.00	0.00	1,345,843.53	0.00	0.00	0.00	0.00	0.00	1,345,843.53	3,760,579.00	0.00	0.00	0.00	0.00	1,831,814.72	1,928,764.28	0.00	0.00	3,760,579.00				
Tax Remittance Advices Issued (TRA)	1,831,814.72	582,920.75	0.00	0.00	2,414,735.47	0.00	1,345,843.53	0.00	0.00	1,345,843.53	0.00	0.00	0.00	0.00	0.00	1,345,843.53	3,760,579.00	0.00	0.00	0.00	0.00	1,831,814.72	1,928,764.28	0.00	0.00	3,760,579.00				
Non-Cash Availment Authority (NCAA)	0.00	0.00	0.00	0.00	0.00	0.00	0.00	0.00	0.00	0.00	0.00	0.00	0.00	0.00	0.00	0.00	0.00	0.00	0.00	0.00	0.00	0.00	0.00	0.00	0.00	0.00	0.00	0.00		
Disbursements effected through outright deductions from claims (please specify...)	0.00	0.00	0.00	0.00	0.00	0.00	0.00	0.00	0.00	0.00	0.00	0.00	0.00	0.00	0.00	0.00	0.00	0.00	0.00	0.00	0.00	0.00	0.00	0.00	0.00	0.00	0.00	0.00		
Overpayment of expenses(e.g. personnel benefits)	0.00	0.00	0.00	0.00	0.00	0.00	0.00	0.00	0.00	0.00	0.00	0.00	0.00	0.00	0.00	0.00	0.00	0.00	0.00	0.00	0.00	0.00	0.00	0.00	0.00	0.00	0.00	0.00		
Restitution for loss of government property	0.00	0.00	0.00	0.00	0.00	0.00	0.00	0.00	0.00	0.00	0.00	0.00	0.00	0.00	0.00	0.00	0.00	0.00	0.00	0.00	0.00	0.00	0.00	0.00	0.00	0.00	0.00	0.00		
Liquidated damages and similar claims	0.00	0.00	0.00	0.00	0.00	0.00	0.00	0.00	0.00	0.00	0.00	0.00	0.00	0.00	0.00	0.00	0.00	0.00	0.00	0.00	0.00	0.00	0.00	0.00	0.00	0.00	0.00	0.00		
Others(TEF, BTR-Documentary Stamp Tax, etc.)	0.00	0.00	0.00	0.00	0.00	0.00	0.00	0.00	0.00	0.00	0.00	0.00	0.00	0.00	0.00	0.00	0.00	0.00	0.00	0.00	0.00	0.00	0.00	0.00	0.00	0.00	0.00	0.00		
TOTAL NON-CASH DISBURSEMENTS	1,831,814.72	582,920.75	0.00	0.00	2,414,735.47	0.00	1,345,843.53	0.00	0.00	1,345,843.53	0.00	0.00	0.00	0.00	0.00	1,345,843.53	3,760,579.00	0.00	0.00	0.00	0.00	1,831,814.72	1,928,764.28	0.00	0.00	3,760,579.00				
GRAND TOTAL	11,053,424.89	11,222,922.25	0.00	0.00	22,276,347.14	164,592.72	9,673,016.21	0.00	0.00	9,837,608.93	0.00	0.00	0.00	0.00	0.00	9,837,608.93	32,113,956.07	0.00	0.00	0.00	0.00	11,218,017.61	20,895,938.46	0.00	0.00	32,113,956.07				

SUMMARY


Particulars	Previous Report	This Month	As at Date
(1)	(2)	(3)	(4)
Total Disbursement Authorities Received	0.00	49,140,579.00	49,140,579.00
NCA	0.00	45,380,000.00	45,380,000.00
NTA	0.00	0.00	0.00
Working Fund	0.00	0.00	0.00
TRA	0.00	3,760,579.00	3,760,579.00
CDC	0.00	0.00	0.00
NCAA	0.00	0.00	0.00
Less: Notice of Transfer of Allocations (NTA)* issued	0.00	0.00	0.00
Total Disbursement Authorities Available	0.00	49,140,579.00	49,140,579.00
Less:	0.00	0.00	0.00
Lapsed NCA	0.00	0.00	0.00
Disbursements	0.00	32,113,956.07	32,113,956.07
Less: Other Non-Cash Disbursements	0.00	0.00	0.00
Disbursements effected through outright deductions from claims	0.00	0.00	0.00
Overpayment of expenses(e.g. personnel benefits)	0.00	0.00	0.00
Restitution for loss of government property	0.00	0.00	0.00
Liquidated damages and similar claims	0.00	0.00	0.00
Others (e.g. TEF, BTR, Docs Stamp, etc.)	0.00	0.00	0.00
Add/Less: Adjustments (e.g. cancelled/staled checks)	0.00	0.00	0.00
Balance of Disbursement Authorities as at date	0.00	17,026,622.93	17,026,622.93
Total Disbursements Program	0.00	57,355,000.00	57,355,000.00
Less: *Actual Disbursements	0.00	32,113,956.07	32,113,956.07
(Over)/Under spending	0.00	25,241,043.93	25,241,043.93

Notes: \* The use of NTA is discouraged  
Notes: \*\* Amounts should tally with the grand total disbursement (column 27).


Certified Correct:

  
THERESA A LEMQUE  
Date: 4 February 2022

Recommending Approval:

  
REUBEN JONATHAN P MONTENEGRO  
Date: 4 February 2022

Approved By:

  
ATTY JOSEPH MELVIN B BASAS  
Date: 4 February 2022

MONTHLY REPORT OF DISBURSEMENTS

For the month of January 2022

Department: Other Executive Offices  
 Agency/Entity: Philippine Competition Commission  
 Operating Unit: < not applicable >  
 Organization Code (UACS): 26 038 0000000  
 Fund Cluster: 02 Foreign Assisted Projects Fund

Particulars	Current Year Budget					Prior Year's Budget											SUB-TOTAL	Trust Liabilities				Grand Total					Remarks	
	PS	MOOE	FinEx	CO	TOTAL	Prior Year's Accounts Payable					Current Year's Accounts Payable					TOTAL		PS	MOOE	CO	TOTAL	PS	MOOE	FinEx	CO	TOTAL		
						PS	MOOE	FinEx	CO	Sub-Total	PS	MOOE	FinEx	CO	Sub-Total													PS
1	2	3	4	5	6=(2+3+4+5)	7	8	9	10	11=(7+8+9+10)	12	13	14	15	16=(12+13+14+15)	17=(11+16)	18=(6+17)	19	20	21	22=(19+20+21)	23	24	25	26	27=(23+24+25+26)	28	
CASH DISBURSEMENTS	0.00	0.00	0.00	0.00	0.00	0.00	98,990.64	0.00	0.00	98,990.64	0.00	0.00	0.00	0.00	0.00	98,990.64	98,990.64	0.00	0.00	0.00	0.00	0.00	98,990.64	0.00	0.00	0.00	98,990.64	
Notice of Cash Allocation (NCA)	0.00	0.00	0.00	0.00	0.00	0.00	98,990.64	0.00	0.00	98,990.64	0.00	0.00	0.00	0.00	0.00	98,990.64	98,990.64	0.00	0.00	0.00	0.00	0.00	98,990.64	0.00	0.00	0.00	98,990.64	
MDS Checks Issued	0.00	0.00	0.00	0.00	0.00	0.00	98,990.64	0.00	0.00	98,990.64	0.00	0.00	0.00	0.00	0.00	98,990.64	98,990.64	0.00	0.00	0.00	0.00	0.00	98,990.64	0.00	0.00	0.00	98,990.64	
Advice to Debit Account	0.00	0.00	0.00	0.00	0.00	0.00	0.00	0.00	0.00	0.00	0.00	0.00	0.00	0.00	0.00	0.00	0.00	0.00	0.00	0.00	0.00	0.00	0.00	0.00	0.00	0.00	0.00	0.00
Notice of Transfer Allocations (NTA)	0.00	0.00	0.00	0.00	0.00	0.00	0.00	0.00	0.00	0.00	0.00	0.00	0.00	0.00	0.00	0.00	0.00	0.00	0.00	0.00	0.00	0.00	0.00	0.00	0.00	0.00	0.00	0.00
MDS Checks Issued	0.00	0.00	0.00	0.00	0.00	0.00	0.00	0.00	0.00	0.00	0.00	0.00	0.00	0.00	0.00	0.00	0.00	0.00	0.00	0.00	0.00	0.00	0.00	0.00	0.00	0.00	0.00	0.00
Advice to Debit Account	0.00	0.00	0.00	0.00	0.00	0.00	0.00	0.00	0.00	0.00	0.00	0.00	0.00	0.00	0.00	0.00	0.00	0.00	0.00	0.00	0.00	0.00	0.00	0.00	0.00	0.00	0.00	0.00
Working Fund for FAPs	0.00	0.00	0.00	0.00	0.00	0.00	0.00	0.00	0.00	0.00	0.00	0.00	0.00	0.00	0.00	0.00	0.00	0.00	0.00	0.00	0.00	0.00	0.00	0.00	0.00	0.00	0.00	0.00
Cash Disbursement Ceiling (CDC)	0.00	0.00	0.00	0.00	0.00	0.00	0.00	0.00	0.00	0.00	0.00	0.00	0.00	0.00	0.00	0.00	0.00	0.00	0.00	0.00	0.00	0.00	0.00	0.00	0.00	0.00	0.00	0.00
TOTAL CASH DISBURSEMENTS	0.00	0.00	0.00	0.00	0.00	0.00	98,990.64	0.00	0.00	98,990.64	0.00	0.00	0.00	0.00	0.00	98,990.64	98,990.64	0.00	0.00	0.00	0.00	0.00	98,990.64	0.00	0.00	0.00	98,990.64	
NON-CASH DISBURSEMENTS	0.00	0.00	0.00	0.00	0.00	0.00	0.00	0.00	0.00	0.00	0.00	0.00	0.00	0.00	0.00	0.00	0.00	0.00	0.00	0.00	0.00	0.00	0.00	0.00	0.00	0.00	0.00	0.00
Tax Remittance Advices Issued (TRA)	0.00	0.00	0.00	0.00	0.00	0.00	0.00	0.00	0.00	0.00	0.00	0.00	0.00	0.00	0.00	0.00	0.00	0.00	0.00	0.00	0.00	0.00	0.00	0.00	0.00	0.00	0.00	0.00
Non-Cash Availment Authority (NCAA)	0.00	0.00	0.00	0.00	0.00	0.00	0.00	0.00	0.00	0.00	0.00	0.00	0.00	0.00	0.00	0.00	0.00	0.00	0.00	0.00	0.00	0.00	0.00	0.00	0.00	0.00	0.00	0.00
Disbursements effected through outright deductions from claims (please specify...)	0.00	0.00	0.00	0.00	0.00	0.00	0.00	0.00	0.00	0.00	0.00	0.00	0.00	0.00	0.00	0.00	0.00	0.00	0.00	0.00	0.00	0.00	0.00	0.00	0.00	0.00	0.00	0.00
Overpayment of expenses(e.g. personnel benefits)	0.00	0.00	0.00	0.00	0.00	0.00	0.00	0.00	0.00	0.00	0.00	0.00	0.00	0.00	0.00	0.00	0.00	0.00	0.00	0.00	0.00	0.00	0.00	0.00	0.00	0.00	0.00	0.00
Restitution for loss of government property	0.00	0.00	0.00	0.00	0.00	0.00	0.00	0.00	0.00	0.00	0.00	0.00	0.00	0.00	0.00	0.00	0.00	0.00	0.00	0.00	0.00	0.00	0.00	0.00	0.00	0.00	0.00	0.00
Liquidated damages and similar claims	0.00	0.00	0.00	0.00	0.00	0.00	0.00	0.00	0.00	0.00	0.00	0.00	0.00	0.00	0.00	0.00	0.00	0.00	0.00	0.00	0.00	0.00	0.00	0.00	0.00	0.00	0.00	0.00
Others(TEF, BTR-Documentary Stamp Tax, etc.)	0.00	0.00	0.00	0.00	0.00	0.00	0.00	0.00	0.00	0.00	0.00	0.00	0.00	0.00	0.00	0.00	0.00	0.00	0.00	0.00	0.00	0.00	0.00	0.00	0.00	0.00	0.00	0.00
TOTAL NON-CASH DISBURSEMENTS	0.00	0.00	0.00	0.00	0.00	0.00	0.00	0.00	0.00	0.00	0.00	0.00	0.00	0.00	0.00	0.00	0.00	0.00	0.00	0.00	0.00	0.00	0.00	0.00	0.00	0.00	0.00	0.00
GRAND TOTAL	0.00	0.00	0.00	0.00	0.00	0.00	98,990.64	0.00	0.00	98,990.64	0.00	0.00	0.00	0.00	0.00	98,990.64	98,990.64	0.00	0.00	0.00	0.00	0.00	98,990.64	0.00	0.00	0.00	98,990.64	

SUMMARY


Particulars	Previous Report	This Month	As at Date
(1)	(2)	(3)	(4)
Total Disbursement Authorities Received	0.00	89,222,957.43	89,222,957.43
NCA	0.00	89,222,957.43	89,222,957.43
NTA	0.00	0.00	0.00
Working Fund	0.00	0.00	0.00
TRA	0.00	0.00	0.00
CDC	0.00	0.00	0.00
NCAA	0.00	0.00	0.00
Less: Notice of Transfer of Allocations (NTA)* issued	0.00	0.00	0.00
Total Disbursement Authorities Available	0.00	89,222,957.43	89,222,957.43
Less:	0.00	0.00	0.00
Lapsed NCA	0.00	0.00	0.00
Disbursements	0.00	98,990.64	98,990.64
Less: Other Non-Cash Disbursements	0.00	0.00	0.00
Disbursements effected through outright deductions from claims	0.00	0.00	0.00
Overpayment of expenses(e.g. personnel benefits)	0.00	0.00	0.00
Restitution for loss of government property	0.00	0.00	0.00
Liquidated damages and similar claims	0.00	0.00	0.00
Others (e.g. TEF, BTr, Docs Stamp, etc.)	0.00	0.00	0.00
Add/Less: Adjustments (e.g. cancelled/staled checks)	0.00	0.00	0.00
Balance of Disbursement Authorities as at date	0.00	89,123,966.79	89,123,966.79
Total Disbursements Program	0.00	89,222,957.43	89,222,957.43
Less: *Actual Disbursements	0.00	98,990.64	98,990.64
(Over)/Under spending	0.00	89,123,966.79	89,123,966.79

Notes: \* The use of NTA is discouraged  
 Notes: \*\* Amounts should tally with the grand total disbursemt (column 27).


Certified Correct:

  
 THERESA A LEMQUE  
 Date: 4 February 2022

Recommending Approval:

  
 REUBEN JONATHAN P MONTENEGRO  
 Date: 4 February 2022

Approved By:

  
 ATTY JOSEPH MELVIN B BASAS  
 Date: 4 February 2022