

MONTHLY REPORT OF DISBURSEMENTS

For the month of December 2021

Department: Other Executive Offices
 Agency/Entity: Philippine Competition Commission
 Operating Unit: < not applicable >
 Organization Code (UACS): 26 038 0000000
 Fund Cluster: 01 Regular Agency Fund

Particulars	Current Year Budget					Prior Year's Budget											Trust Liabilities				Grand Total					Remarks		
	PS	MOOE	FinEx	CO	TOTAL	Prior Year's Accounts Payable					Current Year's Accounts Payable						SUB-TOTAL	TOTAL	PS	MOOE	CO	TOTAL	PS	MOOE	FinEx		CO	TOTAL
						PS	MOOE	FinEx	CO	Sub-Total	PS	MOOE	FinEx	CO	Sub-Total	PS												
	1	2	3	4	5	6=(2+3+4+5)	7	8	9	10	11=(7+8+9+10)	12	13	14	15	16=(12+13+14+15)	17=(11+16)	18=(6+17)	19	20	21	22=(19+20+21)	23	24	25		26	27=(23+24+25+26)
CASH DISBURSEMENTS	26,716,417.29	36,765,514.70	0.00	0.00	63,481,931.99	42,090.86	4,310,731.30	0.00	0.00	4,352,822.16	0.00	0.00	0.00	0.00	0.00	4,352,822.16	67,834,754.15	0.00	0.00	0.00	0.00	26,758,508.15	41,076,246.00	0.00	0.00	0.00	67,834,754.15	
Notice of Cash Allocation (NCA)	26,716,417.29	36,765,514.70	0.00	0.00	63,481,931.99	42,090.86	4,310,731.30	0.00	0.00	4,352,822.16	0.00	0.00	0.00	0.00	0.00	4,352,822.16	67,834,754.15	0.00	0.00	0.00	0.00	26,758,508.15	41,076,246.00	0.00	0.00	0.00	67,834,754.15	
MDS Checks Issued	25,086,584.15	29,962,316.46	0.00	0.00	55,048,900.61	42,090.86	3,339,427.07	0.00	0.00	3,381,517.93	0.00	0.00	0.00	0.00	0.00	3,381,517.93	58,430,418.54	0.00	0.00	0.00	0.00	25,128,675.01	33,301,743.53	0.00	0.00	0.00	58,430,418.54	
Advice to Debit Account	1,629,833.14	6,803,198.24	0.00	0.00	8,433,031.38	0.00	971,304.23	0.00	0.00	971,304.23	0.00	0.00	0.00	0.00	0.00	971,304.23	9,404,335.61	0.00	0.00	0.00	0.00	1,629,833.14	7,774,502.47	0.00	0.00	0.00	9,404,335.61	
Notice of Transfer Allocations (NTA)	0.00	0.00	0.00	0.00	0.00	0.00	0.00	0.00	0.00	0.00	0.00	0.00	0.00	0.00	0.00	0.00	0.00	0.00	0.00	0.00	0.00	0.00	0.00	0.00	0.00	0.00	0.00	0.00
MDS Checks Issued	0.00	0.00	0.00	0.00	0.00	0.00	0.00	0.00	0.00	0.00	0.00	0.00	0.00	0.00	0.00	0.00	0.00	0.00	0.00	0.00	0.00	0.00	0.00	0.00	0.00	0.00	0.00	0.00
Advice to Debit Account	0.00	0.00	0.00	0.00	0.00	0.00	0.00	0.00	0.00	0.00	0.00	0.00	0.00	0.00	0.00	0.00	0.00	0.00	0.00	0.00	0.00	0.00	0.00	0.00	0.00	0.00	0.00	0.00
Working Fund for FAPs	0.00	0.00	0.00	0.00	0.00	0.00	0.00	0.00	0.00	0.00	0.00	0.00	0.00	0.00	0.00	0.00	0.00	0.00	0.00	0.00	0.00	0.00	0.00	0.00	0.00	0.00	0.00	0.00
Cash Disbursement Ceiling (CDC)	0.00	0.00	0.00	0.00	0.00	0.00	0.00	0.00	0.00	0.00	0.00	0.00	0.00	0.00	0.00	0.00	0.00	0.00	0.00	0.00	0.00	0.00	0.00	0.00	0.00	0.00	0.00	0.00
TOTAL CASH DISBURSEMENTS	26,716,417.29	36,765,514.70	0.00	0.00	63,481,931.99	42,090.86	4,310,731.30	0.00	0.00	4,352,822.16	0.00	0.00	0.00	0.00	0.00	4,352,822.16	67,834,754.15	0.00	0.00	0.00	0.00	26,758,508.15	41,076,246.00	0.00	0.00	0.00	67,834,754.15	
NON-CASH DISBURSEMENTS	2,858,078.47	2,808,943.88	0.00	0.00	5,667,022.35	0.00	784,009.53	0.00	0.00	784,009.53	0.00	0.00	0.00	0.00	0.00	784,009.53	6,451,031.88	0.00	0.00	0.00	0.00	2,858,078.47	3,592,953.41	0.00	0.00	0.00	6,451,031.88	
Tax Remittance Advices Issued (TRA)	2,858,078.47	2,808,943.88	0.00	0.00	5,667,022.35	0.00	784,009.53	0.00	0.00	784,009.53	0.00	0.00	0.00	0.00	0.00	784,009.53	6,451,031.88	0.00	0.00	0.00	0.00	2,858,078.47	3,592,953.41	0.00	0.00	0.00	6,451,031.88	
Non-Cash Availment Authority (NCAA)	0.00	0.00	0.00	0.00	0.00	0.00	0.00	0.00	0.00	0.00	0.00	0.00	0.00	0.00	0.00	0.00	0.00	0.00	0.00	0.00	0.00	0.00	0.00	0.00	0.00	0.00	0.00	0.00
Disbursements effected through outright deductions from claims (please specify...)	0.00	0.00	0.00	0.00	0.00	0.00	0.00	0.00	0.00	0.00	0.00	0.00	0.00	0.00	0.00	0.00	0.00	0.00	0.00	0.00	0.00	0.00	0.00	0.00	0.00	0.00	0.00	0.00
Overpayment of expenses(e.g. personnel benefits)	0.00	0.00	0.00	0.00	0.00	0.00	0.00	0.00	0.00	0.00	0.00	0.00	0.00	0.00	0.00	0.00	0.00	0.00	0.00	0.00	0.00	0.00	0.00	0.00	0.00	0.00	0.00	0.00
Restitution for loss of government property	0.00	0.00	0.00	0.00	0.00	0.00	0.00	0.00	0.00	0.00	0.00	0.00	0.00	0.00	0.00	0.00	0.00	0.00	0.00	0.00	0.00	0.00	0.00	0.00	0.00	0.00	0.00	0.00
Liquidated damages and similar claims	0.00	0.00	0.00	0.00	0.00	0.00	0.00	0.00	0.00	0.00	0.00	0.00	0.00	0.00	0.00	0.00	0.00	0.00	0.00	0.00	0.00	0.00	0.00	0.00	0.00	0.00	0.00	0.00
Others(TEF, BTr-Documentary Stamp Tax, etc.)	0.00	0.00	0.00	0.00	0.00	0.00	0.00	0.00	0.00	0.00	0.00	0.00	0.00	0.00	0.00	0.00	0.00	0.00	0.00	0.00	0.00	0.00	0.00	0.00	0.00	0.00	0.00	0.00
TOTAL NON-CASH DISBURSEMENTS	2,858,078.47	2,808,943.88	0.00	0.00	5,667,022.35	0.00	784,009.53	0.00	0.00	784,009.53	0.00	0.00	0.00	0.00	0.00	784,009.53	6,451,031.88	0.00	0.00	0.00	0.00	2,858,078.47	3,592,953.41	0.00	0.00	0.00	6,451,031.88	
GRAND TOTAL	29,574,495.76	39,574,458.58	0.00	0.00	69,148,954.34	42,090.86	5,094,740.83	0.00	0.00	5,136,831.69	0.00	0.00	0.00	0.00	0.00	5,136,831.69	74,285,786.03	0.00	0.00	0.00	0.00	29,616,586.62	44,669,199.41	0.00	0.00	0.00	74,285,786.03	

SUMMARY

Particulars	Previous Report	This Month	As at Date
(1)	(2)	(3)	(4)
Total Disbursement Authorities Received	472,763,689.33	47,225,031.88	519,988,721.21
NCA	445,977,339.00	40,774,000.00	486,751,339.00
NTA	0.00	0.00	0.00
Working Fund	0.00	0.00	0.00
TRA	26,786,350.33	6,451,031.88	33,237,382.21
CDC	0.00	0.00	0.00
NCAA	0.00	0.00	0.00
Less: Notice of Transfer of Allocations (NTA)* issued	0.00	0.00	0.00
Total Disbursement Authorities Available	472,763,689.33	47,225,031.88	519,988,721.21
Less:	0.00	0.00	0.00
Lapsed NCA	39,533,224.64	31,592,548.77	71,125,773.41
Disbursements	374,577,161.77	74,285,786.03	448,862,947.80
Less: Other Non-Cash Disbursements	0.00	0.00	0.00
Disbursements effected through outright deductions from claims	0.00	0.00	0.00
Overpayment of expenses(e.g. personnel benefits)	0.00	0.00	0.00
Restitution for loss of government property	0.00	0.00	0.00
Liquidated damages and similar claims	0.00	0.00	0.00
Others (e.g. TEF, BTr, Docs Stamp, etc.)	0.00	0.00	0.00
Add/Less: Adjustments (e.g. cancelled/staled checks)	0.00	0.00	0.00
Balance of Disbursement Authorities as at date	58,653,302.92	(58,653,302.92)	0.00
Total Disbursements Program	492,079,000.00	41,972,000.00	534,051,000.00
Less: *Actual Disbursements	374,577,161.77	74,285,786.03	448,862,947.80
(Over)/Under spending	117,501,838.23	(32,313,786.03)	85,188,052.20

Notes: * The use of NTA is discouraged
 Notes: ** Amounts should tally with the grand total disbursement (column 27).

Certified Correct:

TERESA A. DEMQUE
 ACCOUNTANT

Date: 2022-01-07 15:52:25

Recommendation Approval:

REUBEN JONATHAN P. MONTENEGRO
 CHIEF ACCOUNTANT

Date: 2022-01-07 18:39:18

Approved By:

ATTY. JOSEPH MELVIN B. BASAS
 DIRECTOR IV, FPMO

Date: 2022-01-07 18:41:00

MONTHLY REPORT OF DISBURSEMENTS

For the month of December 2021

Department: Other Executive Offices
Agency/Entity: Philippine Competition Commission
Operating Unit: < not applicable >
Organization Code (UACS): 26 038 0000000
Fund Cluster: 02 Foreign Assisted Projects Fund

Main financial table with columns for Particulars, Current Year Budget (PS, MOOE, FinEx, CO, TOTAL), Prior Year's Budget (PS, MOOE, FinEx, CO, Sub-Total), Current Year's Accounts Payable (PS, MOOE, FinEx, CO, Sub-Total), SUB-TOTAL, Trust Liabilities (PS, MOOE, CO, TOTAL), Grand Total (PS, MOOE, FinEx, CO, TOTAL), and Remarks.

SUMMARY

Summary table with columns: Particulars (1), Previous Report (2), This Month (3), As at Date (4). Rows include Total Disbursement Authorities Received, NCA, NTA, Working Fund, TRA, CDC, NCAA, Less: Notice of Transfer of Allocations (NTA)* issued, Total Disbursement Authorities Available, Less: Lapsed NCA, Disbursements, Less: Other Non-Cash Disbursements, Add/Less: Adjustments (e.g. cancelled/staled checks), Balance of Disbursement Authorities as at date, Total Disbursements Program, Less: *Actual Disbursements, (Over)/Under spending.

Notes: * The use of NTA is discouraged
Notes: ** Amounts should tally with the grand total disbursemt (column 27).

Certified Correct:

THERESA A. DEMQUE
ACCOUNTANT

Date: 2022-01-07 15:52:25

Recommended Approval:

REUBEN JONATHAN P. MONTENEGRO
CHIEF ACCOUNTANT

Date: 2022-01-07 18:39:18

Approved By:

ATTY. JOSEPH MELVIN B. BASAS
DIRECTOR IV, FPMO

Date: 2022-01-07 18:41:00

MONTHLY REPORT OF DISBURSEMENTS
For the month of December 2021


Department: Other Executive Offices
 Agency/Entity: Philippine Competition Commission
 Operating Unit: < not applicable >
 Organization Code (UACS): 26 038 0000000
 Fund Cluster: 07 Trust Receipts


Particulars	Current Year Budget					Prior Year's Budget											SUB-TOTAL	Trust Liabilities				Grand Total					Remarks	
	PS	MOOE	FinEx	CO	TOTAL	Prior Year's Accounts Payable					Current Year's Accounts Payable					TOTAL		PS	MOOE	CO	TOTAL	PS	MOOE	FinEx	CO	TOTAL		
						PS	MOOE	FinEx	CO	Sub-Total	PS	MOOE	FinEx	CO	Sub-Total													PS
1	2	3	4	5	6=(2+3+4+5)	7	8	9	10	11=(7+8+9+10)	12	13	14	15	16=(12+13+14+15)	17=(11+16)	18=(6+17)	19	20	21	22=(19+20+21)	23	24	25	26	27=(23+24+25+26)	28	
CASH DISBURSEMENTS	0.00	0.00	0.00	0.00	0.00	0.00	0.00	0.00	0.00	0.00	0.00	0.00	0.00	0.00	0.00	0.00	0.00	0.00	0.00	0.00	0.00	0.00	0.00	0.00	0.00	0.00	0.00	0.00
Notice of Cash Allocation (NCA)	0.00	0.00	0.00	0.00	0.00	0.00	0.00	0.00	0.00	0.00	0.00	0.00	0.00	0.00	0.00	0.00	0.00	0.00	0.00	0.00	0.00	0.00	0.00	0.00	0.00	0.00	0.00	
MDS Checks Issued	0.00	0.00	0.00	0.00	0.00	0.00	0.00	0.00	0.00	0.00	0.00	0.00	0.00	0.00	0.00	0.00	0.00	0.00	0.00	0.00	0.00	0.00	0.00	0.00	0.00	0.00	0.00	
Advice to Debit Account	0.00	0.00	0.00	0.00	0.00	0.00	0.00	0.00	0.00	0.00	0.00	0.00	0.00	0.00	0.00	0.00	0.00	0.00	0.00	0.00	0.00	0.00	0.00	0.00	0.00	0.00	0.00	
Notice of Transfer Allocations (NTA)	0.00	0.00	0.00	0.00	0.00	0.00	0.00	0.00	0.00	0.00	0.00	0.00	0.00	0.00	0.00	0.00	0.00	0.00	0.00	0.00	0.00	0.00	0.00	0.00	0.00	0.00	0.00	
MDS Checks Issued	0.00	0.00	0.00	0.00	0.00	0.00	0.00	0.00	0.00	0.00	0.00	0.00	0.00	0.00	0.00	0.00	0.00	0.00	0.00	0.00	0.00	0.00	0.00	0.00	0.00	0.00	0.00	
Advice to Debit Account	0.00	0.00	0.00	0.00	0.00	0.00	0.00	0.00	0.00	0.00	0.00	0.00	0.00	0.00	0.00	0.00	0.00	0.00	0.00	0.00	0.00	0.00	0.00	0.00	0.00	0.00	0.00	
Working Fund for FAPs	0.00	0.00	0.00	0.00	0.00	0.00	0.00	0.00	0.00	0.00	0.00	0.00	0.00	0.00	0.00	0.00	0.00	0.00	0.00	0.00	0.00	0.00	0.00	0.00	0.00	0.00	0.00	
Cash Disbursement Ceiling (CDC)	0.00	0.00	0.00	0.00	0.00	0.00	0.00	0.00	0.00	0.00	0.00	0.00	0.00	0.00	0.00	0.00	0.00	0.00	0.00	0.00	0.00	0.00	0.00	0.00	0.00	0.00	0.00	
TOTAL CASH DISBURSEMENTS	0.00	0.00	0.00	0.00	0.00	0.00	0.00	0.00	0.00	0.00	0.00	0.00	0.00	0.00	0.00	0.00	0.00	0.00	0.00	0.00	0.00	0.00	0.00	0.00	0.00	0.00	0.00	
NON-CASH DISBURSEMENTS	0.00	0.00	0.00	0.00	0.00	0.00	0.00	0.00	0.00	0.00	0.00	0.00	0.00	0.00	0.00	0.00	0.00	0.00	0.00	0.00	0.00	0.00	0.00	0.00	0.00	0.00	0.00	
Tax Remittance Advices Issued (TRA)	0.00	0.00	0.00	0.00	0.00	0.00	0.00	0.00	0.00	0.00	0.00	0.00	0.00	0.00	0.00	0.00	0.00	0.00	0.00	0.00	0.00	0.00	0.00	0.00	0.00	0.00	0.00	
Non-Cash Availment Authority (NCAA)	0.00	0.00	0.00	0.00	0.00	0.00	0.00	0.00	0.00	0.00	0.00	0.00	0.00	0.00	0.00	0.00	0.00	0.00	0.00	0.00	0.00	0.00	0.00	0.00	0.00	0.00	0.00	
Disbursements effected through outright deductions from claims (please specify...)	0.00	0.00	0.00	0.00	0.00	0.00	0.00	0.00	0.00	0.00	0.00	0.00	0.00	0.00	0.00	0.00	0.00	0.00	0.00	0.00	0.00	0.00	0.00	0.00	0.00	0.00	0.00	
Overpayment of expenses(e.g. personnel benefits)	0.00	0.00	0.00	0.00	0.00	0.00	0.00	0.00	0.00	0.00	0.00	0.00	0.00	0.00	0.00	0.00	0.00	0.00	0.00	0.00	0.00	0.00	0.00	0.00	0.00	0.00	0.00	
Restitution for loss of government property	0.00	0.00	0.00	0.00	0.00	0.00	0.00	0.00	0.00	0.00	0.00	0.00	0.00	0.00	0.00	0.00	0.00	0.00	0.00	0.00	0.00	0.00	0.00	0.00	0.00	0.00	0.00	
Liquidated damages and similar claims	0.00	0.00	0.00	0.00	0.00	0.00	0.00	0.00	0.00	0.00	0.00	0.00	0.00	0.00	0.00	0.00	0.00	0.00	0.00	0.00	0.00	0.00	0.00	0.00	0.00	0.00	0.00	
Others(TEF, BTR-Documentary Stamp Tax, etc.)	0.00	0.00	0.00	0.00	0.00	0.00	0.00	0.00	0.00	0.00	0.00	0.00	0.00	0.00	0.00	0.00	0.00	0.00	0.00	0.00	0.00	0.00	0.00	0.00	0.00	0.00	0.00	
TOTAL NON-CASH DISBURSEMENTS	0.00	0.00	0.00	0.00	0.00	0.00	0.00	0.00	0.00	0.00	0.00	0.00	0.00	0.00	0.00	0.00	0.00	0.00	0.00	0.00	0.00	0.00	0.00	0.00	0.00	0.00	0.00	
GRAND TOTAL	0.00	0.00	0.00	0.00	0.00	0.00	0.00	0.00	0.00	0.00	0.00	0.00	0.00	0.00	0.00	0.00	0.00	0.00	0.00	0.00	0.00	0.00	0.00	0.00	0.00	0.00	0.00	


SUMMARY

Particulars	Previous Report	This Month	As at Date
(1)	(2)	(3)	(4)
Total Disbursement Authorities Received	709,512.00	0.00	709,512.00
NCA	709,512.00	0.00	709,512.00
NTA	0.00	0.00	0.00
Working Fund	0.00	0.00	0.00
TRA	0.00	0.00	0.00
CDC	0.00	0.00	0.00
NCAA	0.00	0.00	0.00
Less: Notice of Transfer of Allocations (NTA)* issued	0.00	0.00	0.00
Total Disbursement Authorities Available	709,512.00	0.00	709,512.00
Less:	0.00	0.00	0.00
Lapsed NCA	0.00	0.00	0.00
Disbursements	709,511.82	0.18	709,512.00
Less: Other Non-Cash Disbursements	0.00	0.00	0.00
Disbursements effected through outright deductions from claims	0.00	0.00	0.00
Overpayment of expenses(e.g. personnel benefits)	0.00	0.00	0.00
Restitution for loss of government property	0.00	0.00	0.00
Liquidated damages and similar claims	0.00	0.00	0.00
Others (e.g. TEF, BTr, Docs Stamp, etc.)	0.00	0.00	0.00
Add/Less: Adjustments (e.g. cancelled/staled checks)	0.00	0.00	0.00
Balance of Disbursement Authorities as at date	0.18	(0.18)	0.00
Total Disbursements Program	0.00	0.00	0.00
Less: *Actual Disbursements	0.00	0.00	0.00
(Over)/Under spending	0.00	0.00	0.00

Notes: * The use of NTA is discouraged
 Notes: ** Amounts should tally with the grand total disbursemt (column 27).

Certified Correct:

 THERESA A. LEMQUE
 ACCOUNTANT
 Date: 2022-01-07 15:52:25

Recommending Approval:

 REUBEN CONATHAN R. MONTENEGRO
 CHIEF ACCOUNTANT
 Date: 2022-01-07 18:39:18

Approved By:

 ATTY. JOSEPH MELVIN B. BASAS
 DIRECTOR IV, FPMO
 Date: 2022-01-07 18:41:00