

MONTHLY REPORT OF DISBURSEMENTS
For the month of July, 2021


Department : Other Executive Offices
 Agency/Entity : Philippine Competition Commission
 Operating Unit : < not applicable >
 Organization Code : 26 038 000000
 Fund Cluster : 01 Regular Agency Fund

Particulars	Current Year Budget				Prior Year's Budget						SUB-TOTAL	Trust Liabilities	Grand Total					Remarks	
	PS	MOOE	CO	TOTAL	Prior Year's Accounts Payable			Sub-Total	Current Year's Accounts Payable	TOTAL			TOTAL	PS	MOOE	FinEx	CO		TOTAL
					PS	MOOE	CO												
1	2	3	5	6=(2+3+4+5)	7	8	10	11=(7+8+9+10)	16=(12+13+14+15)	17=(11+16)	18=(6+17)	22=(19+20+21)	23	24	25	26	27=(23+24+25+26)	28	
CASH DISBURSEMENTS	13,296,600.62	7,074,567.74	-	20,371,168.36	227,444.42	47,900.72	-	275,345.14	-	275,345.14	20,646,513.50	-	13,524,045.04	7,122,468.46	-	-	-	20,646,513.50	
Notice of Cash Allocation (NCA)	13,296,600.62	7,074,567.74	-	20,371,168.36	227,444.42	47,900.72	-	275,345.14	-	275,345.14	20,646,513.50	-	13,524,045.04	7,122,468.46	-	-	-	20,646,513.50	
MDS Checks Issued	12,688,706.35	5,046,162.42	-	17,734,868.77	-	47,900.72	-	47,900.72	-	47,900.72	17,782,769.49	-	12,688,706.35	5,094,063.14	-	-	-	17,782,769.49	
Advice to Debit Account	607,894.27	2,028,405.32	-	2,636,299.59	227,444.42	-	-	227,444.42	-	227,444.42	2,863,744.01	-	835,338.69	2,028,405.32	-	-	-	2,863,744.01	
Notice of Transfer Allocations (NTA)	-	-	-	-	-	-	-	-	-	-	-	-	-	-	-	-	-	-	
MDS Checks Issued	-	-	-	-	-	-	-	-	-	-	-	-	-	-	-	-	-	-	
Advice to Debit Account	-	-	-	-	-	-	-	-	-	-	-	-	-	-	-	-	-	-	
Working Fund for FAPs	-	-	-	-	-	-	-	-	-	-	-	-	-	-	-	-	-	-	
Cash Disbursement Ceiling (CDC)	-	-	-	-	-	-	-	-	-	-	-	-	-	-	-	-	-	-	
TOTAL CASH DISBURSEMENTS	13,296,600.62	7,074,567.74	-	20,371,168.36	227,444.42	47,900.72	-	275,345.14	-	275,345.14	20,646,513.50	-	13,524,045.04	7,122,468.46	-	-	-	20,646,513.50	
NON-CASH DISBURSEMENTS	-	790,271.34	-	790,271.34	-	-	-	-	-	-	790,271.34	-	-	790,271.34	-	-	-	790,271.34	
Tax Remittance Advices Issued (TRA)	-	790,271.34	-	790,271.34	-	-	-	-	-	-	790,271.34	-	-	790,271.34	-	-	-	790,271.34	
Non-Cash Availment Authority (NCAA)	-	-	-	-	-	-	-	-	-	-	-	-	-	-	-	-	-	-	
Disbursements effected through outright deductions from claims (Please specify...)	-	-	-	-	-	-	-	-	-	-	-	-	-	-	-	-	-	-	
Overpayment of expenses (e.g. personnel benefits)	-	-	-	-	-	-	-	-	-	-	-	-	-	-	-	-	-	-	
Restitution for loss of government property	-	-	-	-	-	-	-	-	-	-	-	-	-	-	-	-	-	-	
Liquidated damages and similar claims	-	-	-	-	-	-	-	-	-	-	-	-	-	-	-	-	-	-	
Others (TEF, BTr-Documentary Stamp Tax, etc.)	-	-	-	-	-	-	-	-	-	-	-	-	-	-	-	-	-	-	
TOTAL NON-CASH DISBURSEMENTS	-	790,271.34	-	790,271.34	-	-	-	-	-	-	790,271.34	-	-	790,271.34	-	-	-	790,271.34	
GRAND TOTAL	13,296,600.62	7,864,839.08	-	21,161,439.70	227,444.42	47,900.72	-	275,345.14	-	275,345.14	21,436,784.84	-	13,524,045.04	7,912,739.80	-	-	-	21,436,784.84	


SUMMARY

Particulars	Previous Report	This Month	As at Date
(1)	(2)	(3)	(4)
Total Disbursement Authorities Received	242,975,236.37	34,794,271.34	277,769,507.71
NCA	221,856,000.00	34,004,000.00	255,860,000.00
NTA	0.00	-	-
Working Fund	0.00	-	-
TRA	21,119,236.37	790,271.34	21,909,507.71
CDC	0.00	-	-
NCAA	0.00	-	-
Less: Notice of Transfer of Allocations (NTA)* issued	0.00	-	-
Total Disbursement Authorities Available	242,975,236.37	34,794,271.34	277,769,507.71
Less:			
Lapsed NCA	5,917,561.41	0.00	5,917,561.41
Disbursements	237,057,674.96	21,436,784.84	258,494,459.80
Less: Other Non-Cash Disbursements	0.00	-	-
Disbursements effected through outright deductions from claims	0.00	-	-
Overpayment of expenses (e.g. personnel benefits)	0.00	-	-
Restitution for loss of government property	0.00	-	-
Liquidated damages and similar claims	0.00	-	-
Others (e.g. TEF, BTr, Docs Stamp, etc.)	0.00	-	-
Add/Less: Adjustments (e.g. cancelled/staled checks)	0.00	-	-
Balance of Disbursement Authorities as at date	0.00	13,357,486.50	13,357,486.50
Total Disbursements Program	253,659,000.00	30,953,000.00	284,612,000.00
Less: Actual Disbursements	237,057,674.96	21,436,784.84	258,494,459.80
(Over)/Under spending	16,601,325.04	9,516,215.16	26,117,540.20

Notes: * The use of NTA is discouraged
 Notes: ** Amounts should tally with the grand total disbursement (column 27).

Prepared by:

 EMILY ROSE V. SALANO
 Accountant I

Date: 03-Aug-21

Recommending Approval:

 THERESA A. IMQUE
 Officer-in-Charge, Accounting Division

Date: 03-Aug-21

Approved By:

 ATTY. JOSEPH MELVIN B. BASAS
 Director, Finance, Planning and Management Office

Date: 03-Aug-21

MONTHLY REPORT OF DISBURSEMENTS
For the month of July, 2021


Department : Other Executive Offices
 Agency/Entity : Philippine Competition Commission
 Operating Unit : < not applicable >
 Organization Code : 26 038 000000
 Fund Cluster : 02 Foreign Assisted Project Funds

Particulars	Current Year Budget					Prior Year's Budget											SUB-TOTAL	Fruit Liabilities TOTAL	Grand Total TOTAL	Remarks	
	PS	MOOE	FinEx	CO	TOTAL	Prior Year's Accounts Payable					Current Year's Accounts Payable					TOTAL					
						PS	MOOE	FinEx	CO	Sub-Total	PS	MOOE	FinEx	CO	Sub-Total						
1	2	3	4	5	6=(2+3+4+5)	7	8	9	10	11=(7+8+9+10)	12	13	14	15	16=(12+13+14+15)	17=(11+16)	18=(6+17)	22=(19+20+21)	27=(23+24+25+26)	28	
CASH DISBURSEMENTS	-	-	-	-	-	-	1,795,175.82	-	-	1,795,175.82	-	1,428,505.00	-	-	1,428,505.00	3,223,680.82	3,223,680.82	-	3,223,680.82		
Notice of Cash Allocation (NCA)	-	-	-	-	-	-	1,795,175.82	-	-	1,795,175.82	-	1,428,505.00	-	-	1,428,505.00	3,223,680.82	3,223,680.82	-	3,223,680.82		
MDS Checks Issued	-	-	-	-	-	-	1,795,175.82	-	-	1,795,175.82	-	1,428,505.00	-	-	1,428,505.00	3,223,680.82	3,223,680.82	-	3,223,680.82		
Advice to Debit Account	-	-	-	-	-	-	-	-	-	-	-	-	-	-	-	-	-	-	-	-	
Notice of Transfer Allocations (NTA)	-	-	-	-	-	-	-	-	-	-	-	-	-	-	-	-	-	-	-	-	
MDS Checks Issued	-	-	-	-	-	-	-	-	-	-	-	-	-	-	-	-	-	-	-	-	
Advice to Debit Account	-	-	-	-	-	-	-	-	-	-	-	-	-	-	-	-	-	-	-	-	
Working Fund for FAPs	-	-	-	-	-	-	-	-	-	-	-	-	-	-	-	-	-	-	-	-	
Cash Disbursement Ceiling (CDC)	-	-	-	-	-	-	-	-	-	-	-	-	-	-	-	-	-	-	-	-	
TOTAL CASH DISBURSEMENTS							1,795,175.82			1,795,175.82		1,428,505.00			1,428,505.00	3,223,680.82	3,223,680.82		3,223,680.82		
NON-CASH DISBURSEMENTS	-	-	-	-	-	-	-	-	-	-	-	-	-	-	-	-	-	-	-	-	
Tax Remittance Advices Issued (TRA)	-	-	-	-	-	-	-	-	-	-	-	-	-	-	-	-	-	-	-	-	
Non-Cash Availment Authority (NCAA)	-	-	-	-	-	-	-	-	-	-	-	-	-	-	-	-	-	-	-	-	
Disbursements effected through outright deductions from claims (please specify...)	-	-	-	-	-	-	-	-	-	-	-	-	-	-	-	-	-	-	-	-	
Overpayment of expenses(e.g. personnel benefits)	-	-	-	-	-	-	-	-	-	-	-	-	-	-	-	-	-	-	-	-	
Restitution for loss of government property	-	-	-	-	-	-	-	-	-	-	-	-	-	-	-	-	-	-	-	-	
Liquidated damages and similar claims	-	-	-	-	-	-	-	-	-	-	-	-	-	-	-	-	-	-	-	-	
Others(TEF, BTr-Documentary Stamp Tax, etc.)	-	-	-	-	-	-	-	-	-	-	-	-	-	-	-	-	-	-	-	-	
TOTAL NON-CASH DISBURSEMENTS							-			-		-			-						
GRAND TOTAL							1,795,175.82			1,795,175.82		1,428,505.00			1,428,505.00	3,223,680.82	3,223,680.82		3,223,680.82		


SUMMARY

Particulars	Previous Report (2)	This Month (3)	As at Date (4)
Total Disbursement Authorities Received	45,288,030.83	-	45,288,030.83
NCA	45,288,030.83	-	45,288,030.83
NTA	0.00	-	-
Working Fund	0.00	-	-
TRA	0.00	-	-
CDC	0.00	-	-
NCAA	0.00	-	-
Less: Notice of Transfer of Allocations (NTA)* issued	0.00	-	-
Total Disbursement Authorities Available	45,288,030.83	-	45,288,030.83
Less:			
Lapsed NCA	0.00	-	-
Disbursements	15,809,668.05	3,223,680.82	19,033,346.87
Less: Other Non-Cash Disbursements	0.00	-	-
Disbursements effected through outright deductions from claims	0.00	-	-
Overpayment of expenses(e.g. personnel benefits)	0.00	-	-
Restitution for loss of government property	0.00	-	-
Liquidated damages and similar claims	0.00	-	-
Others (e.g. TEF, BTr, Docs Stamp, etc.)	0.00	-	-
Add/Less: Adjustments (e.g. cancelled/staled checks)	0.00	-	-
Balance of Disbursement Authorities as at date	29,478,364.78	- 3,223,680.82	26,254,683.96
Total Disbursements Program	45,288,030.83		45,288,030.83
Less: *Actual Disbursements	15,809,668.05	3,223,680.82	19,033,346.87
(Over)/Under spending	29,478,364.78	-3,223,680.82	26,254,683.96

Notes: * The use of NTA is discouraged
 Notes: ** Amounts should tally with the grand total disbursement (column 27).

Prepared by:

 EMILY ROSE V. SALANO
 Accountant I

Date: 03-Aug-21

Recommending Approval:

 THERESA A. LIMQUE
 Officer-in-Charge, Accounting Division

Date: 03-Aug-21

Approved By:

 ATTY. JOSE R. MEEHAN B. BASAS
 Director, Finance, Planning and Management Office

Date: 03-Aug-21

MONTHLY REPORT OF DISBURSEMENTS
For the month of July, 2021


Department : Other Executive Offices
 Agency/Entity : Philippine Competition Commission
 Operating Unit : < not applicable >
 Organization Code : 26 038 000000
 Fund Cluster : Trust Receipts/ Performance Bond


Particulars	Current Year Budget					Prior Year's Budget							SUB-TOTAL	Trust Liabilities				Grand Total					Remarks		
	PS	MOOE	FinEx	CO	TOTAL	Prior Year's Accounts Payable					Current Year's Accounts Payable			PS	MOOE	CO	TOTAL	PS	MOOE	FinEx	CO	TOTAL			
						7	8	9	10	11=(7+8+9+10)	Sub-Total	Sub-Total												17=(11+16)	18=(6+17)
1	2	3	4	5	6=(2+3+4+5)	7	8	9	10	11=(7+8+9+10)	Sub-Total	Sub-Total	17=(11+16)	18=(6+17)	19	20	21	22=(19+20+21)	23	24	25	26	27=(23+24+25+26)	28	
CASH DISBURSEMENTS	-	-	-	-	-	-	-	-	-	-	-	-	-	-	-	272,500.00	-	272,500.00	-	272,500.00	-	-	-	272,500.00	-
Notice of Cash Allocation (NCA)	-	-	-	-	-	-	-	-	-	-	-	-	-	-	-	272,500.00	-	272,500.00	-	272,500.00	-	-	-	272,500.00	-
MDS Checks Issued	-	-	-	-	-	-	-	-	-	-	-	-	-	-	-	272,500.00	-	272,500.00	-	272,500.00	-	-	-	272,500.00	-
Advice to Debit Account	-	-	-	-	-	-	-	-	-	-	-	-	-	-	-	-	-	-	-	-	-	-	-	-	-
Notice of Transfer Allocations (NTA)	-	-	-	-	-	-	-	-	-	-	-	-	-	-	-	-	-	-	-	-	-	-	-	-	-
MDS Checks Issued	-	-	-	-	-	-	-	-	-	-	-	-	-	-	-	-	-	-	-	-	-	-	-	-	-
Advice to Debit Account	-	-	-	-	-	-	-	-	-	-	-	-	-	-	-	-	-	-	-	-	-	-	-	-	-
Working Fund for FAPs	-	-	-	-	-	-	-	-	-	-	-	-	-	-	-	-	-	-	-	-	-	-	-	-	-
Cash Disbursement Ceiling (CDC)	-	-	-	-	-	-	-	-	-	-	-	-	-	-	-	-	-	-	-	-	-	-	-	-	-
TOTAL CASH DISBURSEMENTS	-	-	-	-	-	-	-	-	-	-	-	-	-	-	-	272,500.00	-	272,500.00	-	272,500.00	-	-	-	272,500.00	-
NON-CASH DISBURSEMENTS	-	-	-	-	-	-	-	-	-	-	-	-	-	-	-	-	-	-	-	-	-	-	-	-	-
Tax Remittance Advices Issued (TRA)	-	-	-	-	-	-	-	-	-	-	-	-	-	-	-	-	-	-	-	-	-	-	-	-	-
Non-Cash Availment Authority (NCAA)	-	-	-	-	-	-	-	-	-	-	-	-	-	-	-	-	-	-	-	-	-	-	-	-	-
Disbursements effected through outright deductions from claims (please specify...)	-	-	-	-	-	-	-	-	-	-	-	-	-	-	-	-	-	-	-	-	-	-	-	-	-
Overpayment of expenses(e.g. personnel benefits)	-	-	-	-	-	-	-	-	-	-	-	-	-	-	-	-	-	-	-	-	-	-	-	-	-
Restitution for loss of government property	-	-	-	-	-	-	-	-	-	-	-	-	-	-	-	-	-	-	-	-	-	-	-	-	-
Liquidated damages and similar claims	-	-	-	-	-	-	-	-	-	-	-	-	-	-	-	-	-	-	-	-	-	-	-	-	-
Others(TEF, BTr-Documentary Stamp Tax, etc.)	-	-	-	-	-	-	-	-	-	-	-	-	-	-	-	-	-	-	-	-	-	-	-	-	-
TOTAL NON-CASH DISBURSEMENTS	-	-	-	-	-	-	-	-	-	-	-	-	-	-	-	-	-	-	-	-	-	-	-	-	-
GRAND TOTAL	-	-	-	-	-	-	-	-	-	-	-	-	-	-	-	272,500.00	-	272,500.00	-	272,500.00	-	-	-	272,500.00	-


SUMMARY

Particulars	Previous Report	This Month	As at Date
(1)	(2)	(3)	(4)
Total Disbursement Authorities Received	537,497.00	-	537,497.00
NCA	537,497.00	-	537,497.00
NTA	-	-	-
Working Fund	-	-	-
TRA	-	-	-
CDC	-	-	-
NCAA	-	-	-
Less: Notice of Transfer of Allocations (NTA)* issued	-	-	-
Total Disbursement Authorities Available	537,497.00	-	537,497.00
Less:			
Lapsed NCA	-	0.00	-
Disbursements	264,996.82	272,500.00	537,496.82
Less: Other Non-Cash Disbursements	-	-	-
Disbursements effected through outright deductions from claims	-	-	-
Overpayment of expenses(e.g. personnel benefits)	-	-	-
Restitution for loss of government property	-	-	-
Liquidated damages and similar claims	-	-	-
Others (e.g. TEF, BTr, Docs Stamp, etc.)	-	-	-
Add/Less: Adjustments (e.g. cancelled/staled checks)	-	-	-
Balance of Disbursement Authorities as at date	272,500.18	272,500.00	0.18
Total Disbursements Program	-	-	-
Less: *Actual Disbursements	-	-	-
(Over)/Under spending	-	0.00	0.00

Notes: * The use of NTA is discouraged
 Notes: ** Amounts should tally with the grand total disbursement (column 27).

Prepared by: 
 EMILY ROSE V. SALANO
 Accountant I
 Date: 03-Aug-21

Recommending Approval: 
 THERESA A. LETIQUE
 Officer-in-Charge, Accounting Division
 Date: 03-Aug-21

Approved By: 
 ATTY. JOSEPH MELVIN B. SUCAS
 Director, Finance, Planning and Management Office
 Date: 03-Aug-21