

MONTHLY REPORT OF DISBURSEMENTS
For the month of June, 2021


Department : Other Executive Offices
 Agency/Entity : Philippine Competition Commission
 Operating Unit : < not applicable >
 Organization Code : 26 038 000000
 Fund Cluster : 01 Regular Agency Fund


Particulars	Current Year Budget				Prior Year's Budget							SUB-TOTAL	Trust Liabilities	Grand Total					Remarks
	PS	MOOE	CO	TOTAL	Prior Year's Accounts Payable			Current Year's Accounts Payable		TOTAL	TOTAL			PS	MOOE	FinEx	CO	TOTAL	
					PS	MOOE	CO	Sub-Total	Sub-Total										
1	2	3	5	6=(2+3+4+5)	7	8	10	11=(7+8+9+10)	16=(12+13+14+15)	17=(11+16)	18=(6+17)	22=(19+20+21)	23	24	25	26	27=(23+24+25+26)	28	
CASH DISBURSEMENTS	13,296,500.18	12,334,707.80	6,128,257.50	31,759,465.48	1,915,216.52	8,681,995.80	1,766,437.50	12,363,649.82	-	12,363,649.82	44,123,115.30	-	15,211,716.70	21,016,703.60	-	7,894,695.00	44,123,115.30		
Notice of Cash Allocation (NCA)	13,296,500.18	12,334,707.80	6,128,257.50	31,759,465.48	1,915,216.52	8,681,995.80	1,766,437.50	12,363,649.82	-	12,363,649.82	44,123,115.30	-	15,211,716.70	21,016,703.60	-	7,894,695.00	44,123,115.30		
MDS Checks Issued	12,626,063.25	11,207,534.19	6,128,257.50	29,961,854.94	1,914,724.88	6,496,757.88	1,766,437.50	10,177,920.25	-	10,177,920.25	40,139,775.19	-	14,540,788.11	17,704,292.08	-	7,894,695.00	40,139,775.19		
Advice to Debit Account	670,436.93	1,127,173.61	-	1,797,610.54	491.66	2,185,237.91	-	2,185,237.57	-	2,185,237.57	3,983,340.11	-	670,928.58	3,312,411.52	-	-	3,983,340.11		
Notice of Transfer Allocations (NTA)	-	-	-	-	-	-	-	-	-	-	-	-	-	-	-	-	-		
MDS Checks Issued	-	-	-	-	-	-	-	-	-	-	-	-	-	-	-	-	-		
Advice to Debit Account	-	-	-	-	-	-	-	-	-	-	-	-	-	-	-	-	-		
Working Fund for FAPs	-	-	-	-	-	-	-	-	-	-	-	-	-	-	-	-	-		
Cash Disbursement Ceiling (CDC)	-	-	-	-	-	-	-	-	-	-	-	-	-	-	-	-	-		
TOTAL CASH DISBURSEMENTS	13,296,500.18	12,334,707.80	6,128,257.50	31,759,465.48	1,915,216.52	8,681,995.80	1,766,437.50	12,363,649.82	-	12,363,649.82	44,123,115.30	-	15,211,716.70	21,016,703.60	-	7,894,695.00	44,123,115.30		
NON-CASH DISBURSEMENTS	-	993,462.81	346,882.50	1,340,345.31	574,937.93	894,736.59	117,762.50	1,587,437.02	-	1,587,437.02	2,927,782.33	-	574,937.93	1,888,199.40	-	464,645.00	2,927,782.33		
Tax Remittance Advices Issued (TRA)	-	993,462.81	346,882.50	1,340,345.31	574,937.93	894,736.59	117,762.50	1,587,437.02	-	1,587,437.02	2,927,782.33	-	574,937.93	1,888,199.40	-	464,645.00	2,927,782.33		
Non-Cash Availment Authority (NCAA)	-	-	-	-	-	-	-	-	-	-	-	-	-	-	-	-	-		
Disbursements effected through outright deductions from claims (please specify...)	-	-	-	-	-	-	-	-	-	-	-	-	-	-	-	-	-		
Overpayment of expenses (e.g. personnel benefits)	-	-	-	-	-	-	-	-	-	-	-	-	-	-	-	-	-		
Restitution for loss of government property	-	-	-	-	-	-	-	-	-	-	-	-	-	-	-	-	-		
Liquidated damages and similar claims	-	-	-	-	-	-	-	-	-	-	-	-	-	-	-	-	-		
Others (TEF, BTR, Documentary Stamp Tax, etc.)	-	-	-	-	-	-	-	-	-	-	-	-	-	-	-	-	-		
TOTAL NON-CASH DISBURSEMENTS	-	993,462.81	346,882.50	1,340,345.31	574,937.93	894,736.59	117,762.50	1,587,437.02	-	1,587,437.02	2,927,782.33	-	574,937.93	1,888,199.40	-	464,645.00	2,927,782.33		
GRAND TOTAL	13,296,500.18	13,328,170.61	6,475,140.00	33,099,810.79	2,490,154.45	9,576,732.39	1,884,200.00	13,951,086.84	-	13,951,086.84	47,050,897.63	-	15,786,654.63	22,904,903.00	-	8,359,340.00	47,050,897.63		

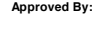
SUMMARY

Particulars	Previous Report	This Month	As at Date
(1)	(2)	(3)	(4)
Total Disbursement Authorities Received	197,146,454.04	45,828,782.33	242,975,236.37
NCA	178,955,000.00	42,901,000.00	221,856,000.00
NTA	0.00	-	-
Working Fund	0.00	-	-
TRA	18,191,454.04	2,927,782.33	21,119,236.37
CDC	0.00	-	-
NCAA	0.00	-	-
Less: Notice of Transfer of Allocations (NTA) issued	0.00	-	-
Total Disbursement Authorities Available	197,146,454.04	45,828,782.33	242,975,236.37
Less:			
Lapsed NCA	5,776,486.86	141,074.55	5,917,561.41
Disbursements	190,006,777.33	47,050,897.63	237,057,674.96
Less: Other Non-Cash Disbursements	0.00	-	-
Disbursements effected through outright deductions from claims	0.00	-	-
Overpayment of expenses (e.g. personnel benefits)	0.00	-	-
Restitution for loss of government property	0.00	-	-
Liquidated damages and similar claims	0.00	-	-
Others (e.g. TEF, BTR, Docs Stamp, etc.)	0.00	-	-
Add: Less: Adjustments (e.g. cancelled/stated checks)	0.00	-	-
Balance of Disbursement Authorities as at date	1,363,189.85	1,363,189.85	0.00
Total Disbursements Program	206,784,000.00	46,875,000.00	253,659,000.00
Less: *Actual Disbursements	190,006,777.33	47,050,897.63	237,057,674.96
(Over)/Under spending	16,777,222.67	-175,897.63	16,601,325.04

Notes: * The use of NTA is discouraged
 Notes: ** Amounts should tally with the grand total disbursement (column 27).

Prepared by:

 EMILY ROSE V. SALANO
 Accountant I
 Date: 05-Jul-21

Recommending Approval:

 THERESA A. LIMQUE
 Officer-in-Charge, Accounting Division
 Date: 05-Jul-21

Approved By:

 ATTY. JOSE M. MELVIN B. BASAS
 Director, Finance, Planning and Management Office
 Date: 05-Jul-21

MONTHLY REPORT OF DISBURSEMENTS
For the month of June, 2021


Department : Other Executive Offices
 Agency/Entity : Philippine Competition Commission
 Operating Unit : < not applicable >
 Organization Code : 26 038 000000
 Fund Cluster : 02 Foreign Assisted Project Funds

Particulars	Current Year Budget					Prior Year's Budget											SUB-TOTAL	Trust Liabilities	Grand Total	Remarks	
	PS	MOOE	FinEx	CO	TOTAL	Prior Year's Accounts Payable					Current Year's Accounts Payable					TOTAL					
						PS	MOOE	FinEx	CO	Sub-Total	PS	MOOE	FinEx	CO	Sub-Total						
1	2	3	4	5	6=(2+3+4+5)	7	8	9	10	11=(7+8+9+10)	12	13	14	15	16=(12+13+14+15)	17=(11+16)	18=(6+17)	22=(19+20+21)	27=(23+24+25+26)	28	
CASH DISBURSEMENTS							3,314,261.06			3,314,261.06						3,314,261.06	3,314,261.06		3,314,261.06		
Notice of Cash Allocation (NCA)							3,314,261.06			3,314,261.06						3,314,261.06	3,314,261.06		3,314,261.06		
MDS Checks Issued							3,314,261.06			3,314,261.06						3,314,261.06	3,314,261.06		3,314,261.06		
Advice to Debit Account																					
Notice of Transfer Allocations (NTA)																					
MDS Checks Issued																					
Advice to Debit Account																					
Working Fund for FAPs																					
Cash Disbursement Ceiling (CDC)																					
TOTAL CASH DISBURSEMENTS							3,314,261.06			3,314,261.06						3,314,261.06	3,314,261.06		3,314,261.06		
NON-CASH DISBURSEMENTS																					
Tax Remittance Advices Issued (TRA)																					
Non-Cash Availment Authority (NCAA)																					
Disbursements effected through outright deductions from claims (release specificity...)																					
Overpayment of expenses(e.g. personnel benefits)																					
Restitution for loss of government property																					
Liquidated damages and similar claims																					
Others(TEF, BTr-Documentary Stamp Tax, etc.)																					
TOTAL NON-CASH DISBURSEMENTS																					
GRAND TOTAL							3,314,261.06			3,314,261.06						3,314,261.06	3,314,261.06		3,314,261.06		


SUMMARY

Particulars	Previous Report	This Month	As at Date
(1)	(2)	(3)	(4)
Total Disbursement Authorities Received	45,288,030.83	-	45,288,030.83
NCA	45,288,030.83		45,288,030.83
NTA	0.00	-	-
Working Fund	0.00	-	-
TRA	0.00	-	-
CDC	0.00	-	-
NCAA	0.00	-	-
Less: Notice of Transfer of Allocations (NTA) issued	0.00	-	-
Total Disbursement Authorities Available	45,288,030.83	-	45,288,030.83
Less:			
Lapsed NCA	0.00	-	-
Disbursements	12,495,404.99	3,314,261.06	15,809,666.05
Less: Other Non-Cash Disbursements	0.00	-	-
Disbursements effected through outright deductions from claims	0.00	-	-
Overpayment of expenses(e.g. personnel benefits)	0.00	-	-
Restitution for loss of government property	0.00	-	-
Liquidated damages and similar claims	0.00	-	-
Others (e.g. TEF, BTr, Docs Stamp, etc.)	0.00	-	-
Add/Less: Adjustments (e.g. cancelled/staled checks)	0.00	-	-
Balance of Disbursement Authorities as at date	32,792,625.84	- 3,314,261.06	29,478,364.78
Total Disbursements Program	45,288,030.83		45,288,030.83
Less: *Actual Disbursements	12,495,404.99	3,314,261.06	15,809,666.05
(Over)/Under spending	32,792,625.84	-3,314,261.06	29,478,364.78

Notes: * The use of NTA is discouraged
 Notes: ** Amounts should tally with the grand total disbursement (column 27).

Prepared by:

 EMILY ROSE V. SALANO
 Accountant I

Date: 05-Jul-21

Recommending Approval:

 THERESA A. LIMQUE
 Officer-in-Charge, Accounting Division

Date: 05-Jul-21

Approved By:

 ATTY. JOSEPH MELVIN B. CASAS
 Director, Finance, Planning and Management Office

Date: 05-Jul-21

MONTHLY REPORT OF DISBURSEMENTS
For the month of June, 2021

Department : Other Executive Offices
 Agency/Entity : Philippine Competition Commission
 Operating Unit : < not applicable >
 Organization Code : 26 038 0000000
 Fund Cluster : Trust Receipts/ Performance Bond

Particulars	Current Year Budget					Prior Year's Budget							SUB-TOTAL	Trust Liabilities				Grand Total					Remarks					
	PS	MOOE	FinEx	CO	TOTAL 6=(2+3+4+5)	Prior Year's Accounts Payable				Current Year's	TOTAL	PS		MOOE	CO	TOTAL	PS	MOOE	FinEx	CO	TOTAL							
						PS	MOOE	FinEx	CO	Sub-Total 11=(7+8+9+10)												Sub-Total 16=(12+13+14+15)		22=(19+20+21)	27=(23+24+25+26)			
1	2	3	4	5	6	7	8	9	10	11	12	13	14	15	16	17	18	19	20	21	22	23	24	25	26	27	28	
CASH DISBURSEMENTS		67,000.00			67,000.00										67,000.00													
Notice of Cash Allocation (NCA)		67,000.00			67,000.00										67,000.00													
MDS Checks Issued		67,000.00			67,000.00										67,000.00													
Advice to Debit Account																												
Notice of Transfer Allocations (NTA)																												
MDS Checks Issued																												
Advice to Debit Account																												
Working Fund for FAPs																												
Cash Disbursement Ceiling (CDC)																												
TOTAL CASH DISBURSEMENTS		67,000.00			67,000.00										67,000.00													
NON-CASH DISBURSEMENTS																												
Tax Remittance Advices Issued (TRA)																												
Non-Cash Availment Authority (NCAA)																												
Disbursements effected through outright deductions from claims (release specificity...)																												
Overpayment of expenses (e.g. personnel benefits)																												
Restitution for loss of government property																												
Liquidated damages and similar claims																												
Others (TEF, BTr, Documentary Stamp Tax, etc.)																												
TOTAL NON-CASH DISBURSEMENTS																												
GRAND TOTAL		67,000.00			67,000.00										67,000.00													

SUMMARY

Particulars	Previous Report	This Month	As at Date
(1)	(2)	(3)	(4)
Total Disbursement Authorities Received	537,497.00	-	537,497.00
NCA	537,497.00	-	537,497.00
NTA	-	-	-
Working Fund	-	-	-
TRA	-	-	-
CDC	-	-	-
NCAA	-	-	-
Less: Notice of Transfer of Allocations (NTA) issued	-	-	-
Total Disbursement Authorities Available	537,497.00	-	537,497.00
Less:			
Lapsed NCA	-	0.00	-
Disbursements	197,996.82	67,000.00	264,996.82
Less: Other Non-Cash Disbursements	-	-	-
Disbursements effected through outright deductions from claims	-	-	-
Overpayment of expenses (e.g. personnel benefits)	-	-	-
Restitution for loss of government property	-	-	-
Liquidated damages and similar claims	-	-	-
Others (e.g. TEF, BTr, Docs Stamp, etc.)	-	-	-
Add/Less: Adjustments (e.g. cancelled/staled checks)	-	-	-
Balance of Disbursement Authorities as at date	339,500.18	67,000.00	272,500.18
Total Disbursements Program	-	-	-
Less: *Actual Disbursements	-	-	-
(Over)/Under spending	-	0.00	0.00

Notes: * The use of NTA is discouraged
 Notes: ** Amounts should tally with the grand total disbursement (column 27).

Prepared by:


 EMILY ROSE V. SALANO
 Accountant I

Date: 07-Jul-21

Recommending Approval:


 THERESA A. LEMDUE
 Officer-In-Charge, Accounting Division

Date: 07-Jul-21

Approved By:


 ATTY. JOSEPH WEYWIN B. BASAS
 Director, Finance, Planning and Management

Office
 Date: 07-Jul-21