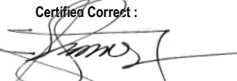



SUMMARY OF APPROPRIATIONS, ALLOTMENTS, OBLIGATIONS, DISBURSEMENTS AND BALANCES BY OBJECT OF EXPENDITURES  
As of the Quarter Ending DECEMBER 31, 2020


Department : Other Executive Offices  
Agency : Philippine Competition Commission  
Operating Unit : N/A  
Organization Code (UACS) : 260380000000  
Funding Source Code (as clustered) : 01 - Regular Agency Fund

Authorization: 01 - CURRENT Appropriations  
Report Status: SUBMITTED

UA CS	Partic lars	Authorized Appropriation	Appropriation Adjustments (Transfer To/From Realignment)	Adjusted Appropriations	Allotments Received	Allotments Adjustments (Withdrawal, Realignment)	Adjusted Total Allotments	Current Year Obligations				Total	Current Year Disbursements				Total	Balances			
								1st Quarter Ending March 31	2nd Quarter Ending June 30	3rd Quarter Ending Sept. 30	4th Quarter Ending Dec. 31		1st Quarter Ending March 31	2nd Quarter Ending June 30	3rd Quarter Ending Sept. 30	4th Quarter Ending Dec. 31		Unreleased Appropriations	Unobligated Allotment	Unpaid Obligations (15-20) = (23+24)	
1	2	3	4	5=(3+4)	6	7	10=[(6+(-)7)- 8+9]	11	12	13	14	15=(11+12+13+ 14)	16	17	18	19	20=(16+17+18+ 19)	21=(5-10)	22=(10-15)	23	24
<b>I. Agency Specific Budget</b>																					
<b>I. Agency Specific Budget - Specific Budget of National Government Agencies</b>																					
	GAS																				
	PS	111,076,000.00	3,874,900.00	114,950,900.00	111,076,000.00	3,874,900.00	114,950,900.00	20,547,201.83	27,509,024.76	22,581,666.37	38,319,808.40	108,957,701.36	19,341,547.46	27,124,662.96	22,918,168.26	32,199,041.18	101,583,419.86	-	5,993,198.64	1,274,474.30	6,099,807.20
	MC	132,627,000.00	( 18,504,613.00)	114,122,387.00	123,965,000.00	( 9,842,613.00)	114,122,387.00	45,942,613.64	7,078,548.08	14,295,139.30	22,872,713.07	90,189,014.09	25,057,705.48	13,461,377.19	13,832,019.63	11,686,451.57	64,037,553.87	-	23,933,372.91	5,455,540.25	20,695,919.97
	CC	500,000.00		500,000.00	500,000.00		500,000.00			153,514.40	332,104.50	485,618.90				55,730.00	55,730.00		14,381.10	147,994.40	281,894.50
	OPER																				
	PS	84,461,000.00	-	84,461,000.00	84,461,000.00	-	84,461,000.00	17,394,752.59	23,300,002.69	18,662,795.66	24,491,016.86	83,848,567.80	16,088,230.90	22,513,932.50	18,511,688.76	25,978,154.42	83,092,006.58	-	612,432.20	134,194.46	622,366.76
	MC	91,536,000.00	( 18,204,235.00)	73,331,765.00	86,536,000.00	( 13,204,235.00)	73,331,765.00	10,001,767.70	2,891,715.75	10,087,535.07	20,637,091.24	43,618,109.76	5,536,318.16	1,912,176.20	5,363,135.05	8,447,589.16	21,259,218.57	-	29,713,655.24	1,724,945.25	20,633,945.94
	CC	4,500,000.00	( 4,500,000.00)	-	-	-	-														
<b>II. Automatic Appropriations</b>																					
<b>II. Automatic Appropriations - Retirement and Life Insurance</b>																					
	GAS																				
	PS	10,477,000.00	( 7,858,000.00)	2,619,000.00	10,477,000.00	( 7,858,000.00)	2,619,000.00	1,430,202.10	702,102.33	7,339.20		2,139,643.63	1,366,505.08	693,695.28	59,570.50	12,613.27	2,132,384.13	-	479,356.37	-	7,259.50
	OPER																				
	PS	7,970,000.00	( 5,977,000.00)	1,993,000.00	7,970,000.00	( 5,977,000.00)	1,993,000.00	1,252,312.75	642,903.06			1,895,215.81	1,201,984.08	651,050.26	-	42,058.75	1,895,093.09	-	97,784.19	-	122.72
<b>III. Special Purpose Funds</b>																					
<b>III. Special Purpose Funds (PGF)</b>																					
	GAS																				
	PS		153,346.00	153,346.00	-	153,346.00	153,346.00		93,689.41		59,655.62	153,345.03	-	93,689.41	-	59,655.62	153,345.03	-	0.97	-	-
	OPER																				
	PS																				
<b>III. Special Purpose Funds (MPBF)</b>																					
	GAS																				
	PS		5,636,826.00	5,636,826.00	-	5,636,826.00	5,636,826.00		2,461,740.44	794,779.64	2,378,560.04	5,635,080.12	-	2,461,740.44	457,003.33	824,577.28	3,743,321.05	-	1,745.88	-	1,891,759.07
	OPER																				
	PS																				
<b>GRAND TOTAL</b>																					
443,147,000.00		(45,378,776.00)	397,768,224.00	424,985,000.00	(27,216,776.00)	397,768,224.00	96,568,850.61	64,679,726.52	66,582,769.64	109,090,949.73	336,922,296.50	68,592,291.16	68,912,324.24	61,141,585.53	79,305,871.25	277,952,072.18	-	60,845,927.50	8,737,148.66	50,233,075.66	

Certified Correct :  
  
MR. BERNARD L. TINONAS  
Budget Officer  
Date :

Certified Correct :  
  
MS. MA. DOLORES A. KALALO  
Accountant  
Date :


Approved By:  
  
ATTY. JOSEPH MELVIN BASAS  
Director IV, FPMO  
Date :


SUMMARY OF APPROPRIATIONS, ALLOTMENTS, OBLIGATIONS, DISBURSEMENTS AND BALANCES BY OBJECT OF EXPENDITURES  
As of the Quarter Ending DECEMBER 31, 2020


Department : Other Executive Offices  
Agency : Philippine Competition Commission  
Operating Unit : N/A  
Organization Code (UACS) : 26038000000  
Funding Source Code (as clustered) : 01 - Regular Agency Fund

Authorization: 01 - CONTINUING Appropriations  
Report Status: SUBMITTED

UA CS	Particulars	Authorized Appropriation	Appropriation Adjustments (Transfer To/From Realignment)	Adjusted Appropriations	Allotments Received	Allotments Adjustments (Withdrawal, Realignment)	Adjusted Total Allotments	Current Year Obligations				Total	Current Year Disbursements				Total	Balances			
								1st Quarter Ending March 31	2nd Quarter Ending June 30	3rd Quarter Ending Sept. 30	4th Quarter Ending Dec. 31		1st Quarter Ending March 31	2nd Quarter Ending June 30	3rd Quarter Ending Sept. 30	4th Quarter Ending Dec. 31		Unreleased Appropriations	Unobligated Allotment	Unpaid Obligations (15-20) = (23+24)	
1	2	3	4	5=(3+4)	6	7	10=(6+(-)7- 8+9)	11	12	13	14	15=(11+12+13+ 14)	16	17	18	19	20=(16+17+18+ 19)	21=(5-10)	22=(10-15)	23	24
<b>I. Agency Specific Budget</b>																					
<b>I. Agency Specific Budget - Specific Budget of National Government Agencies</b>																					
	GAS																				
	PS	6,043,691.27	-	6,043,691.27	6,043,691.27	-	6,043,691.27			71,339.23	1,807,528.37	1,878,867.60	-	-	59,655.62	1,350,315.72	1,409,971.34	-	4,164,823.67	-	468,896.26
	MOOE	16,396,128.48	( 5,263,223.00 )	11,132,905.48	16,396,128.48	( 5,263,223.00 )	11,132,905.48	3,174.66	344,016.00	602,877.17	3,048,307.12	3,998,374.95	3,174.66	344,016.00	602,877.17	345,142.99	1,295,210.82	-	7,134,530.53	35,715.75	2,667,448.38
	CO	5,966,521.00		5,966,521.00	5,966,521.00		5,966,521.00			3,946,642.00		3,946,642.00			398,700.00	3,514,680.04	3,913,380.04	-	2,019,879.00	33,261.96	-
	OPER																				
	PS	2,088,669.87	-	2,088,669.87	2,088,669.87	-	2,088,669.87	112,950.65	48,066.91		441,162.75	602,180.31	112,950.65	48,066.91	-	187,530.93	348,548.49	-	1,486,489.56	39,102.01	214,529.81
	MOOE	21,416,191.39	( 4,277,777.00 )	17,138,414.39	21,416,191.39	( 4,277,777.00 )	17,138,414.39			715,840.00	11,969,165.94	12,685,005.94	-	-	-	2,284,814.00	2,284,814.00	-	4,453,408.45	2,771,748.00	7,628,443.94
	CO	4,981,830.00		4,981,830.00	4,981,830.00		4,981,830.00			1,291,962.08	2,563,351.38	3,855,313.46	-	-	-	2,170,283.46	2,170,283.46	-	1,126,516.54	-	1,685,030.00
<b>II. Automatic Appropriations</b>																					
<b>II. Automatic Appropriations - Retirement and Life Insur</b>																					
	GAS																				
	PS																				
	OPER																				
	PS																				
<b>III. Special Purpose Funds</b>																					
<b>III. Special Purpose Funds - MPBF : Other Personnel Be</b>																					
	GAS																				
	PS																				
	OPER																				
	PS																				
<b>III. Special Purpose Funds - MPBF : PBB</b>																					
	GAS																				
	PS																				
<b>III. Special Purpose Funds - PGF - Monetization</b>																					
	GAS																				
	PS																				
<b>III. Special Purpose Funds - PGF - TLB Retirement/Sepa</b>																					
	GAS																				
	PS	3.59		3.59	3.59		3.59												3.59		
<b>GRAND TOTAL</b>																					
		56,893,035.60	(9,541,000.00)	47,352,035.60	56,893,035.60	(9,541,000.00)	47,352,035.60	116,125.31	392,082.91	6,628,660.48	19,829,515.56	26,966,384.26	116,125.31	392,082.91	1,061,232.79	9,852,767.14	11,422,208.15	-	20,385,651.34	2,879,827.72	12,664,348.39

Certified Correct :  
  
MR. BERNARD L. TINONAS  
Budget Officer  
Date :

Certified Correct :  
  
MS. MA. DOLORES A. KALALO  
Accountant  
Date :

Approved By:  
  
ATTY. JOSEPH MELVIN BASAS  
Director IV, FPMO  
Date :