



SUMMARY OF APPROPRIATIONS, ALLOTMENTS, OBLIGATIONS, DISBURSEMENTS AND BALANCES BY OBJECT OF EXPENDITURES
As of the Quarter Ending SEPTEMBER 30, 2020


Department : Other Executive Offices
Agency : Philippine Competition Commission
Operating Unit : N/A
Organization Code (UACS) : 260380000000
Funding Source Code (as clustered) : 01 - Regular Agency Fund

Authorization: 01 - CURRENT Appropriations
Report Status: SUBMITTED

UA CS	Particulars	Authorized Appropriation	Appropriation Adjustments (Transfer To/From Realignment)	Adjusted Appropriations	Allotments Received	Allotments Adjustments (Withdrawal, Realignment)	Adjusted Total Allotments	Current Year Obligations				Total	Current Year Disbursements				Total	Unreleased Appropriations	Unobligated Allotment	Balances																					
								1st Quarter Ending March 31	2nd Quarter Ending June 30	3rd Quarter Ending Sept. 30	4th Quarter Ending Dec. 31		1st Quarter Ending March 31	2nd Quarter Ending June 30	3rd Quarter Ending Sept. 30	4th Quarter Ending Dec. 31				Unpaid Obligations (15-20) = (23+24)	Due and Demandable	Not Yet Due and																			
1	2	3	4	5=(3+4)	6	7	10=[(6+(-)7)-8+9]	11	12	13	14	15=(11+12+13+14)	16	17	18	19	20=(16+17+18+19)	21=(5-10)	22=(10-15)	23	24																				
I. Agency Specific Budget																																									
I. Agency Specific Budget - Specific Budget of National Government Agencies																																									
GAS																																									
	PS	111,076,000.00		111,076,000.00	111,076,000.00		111,076,000.00	20,547,201.83	27,509,024.76	22,581,666.37		70,637,892.96	19,341,547.46	27,124,662.96	22,918,168.26		69,384,378.68	-	40,438,107.04	-	1,253,514.28																				
	MOD	132,627,000.00	(14,629,713.00)	117,997,287.00	123,965,000.00	(5,967,713.00)	117,997,287.00	45,942,613.64	7,078,548.08	14,295,139.30		67,316,301.02	25,057,705.48	13,461,377.19	13,832,019.63		52,351,102.30	-	50,680,985.98	-	14,965,198.72																				
	CO	500,000.00		500,000.00	500,000.00		500,000.00			153,514.40		153,514.40						-	346,485.60	-	153,514.40																				
	OPER																																								
	PS	84,461,000.00		84,461,000.00	84,461,000.00		84,461,000.00	17,394,752.59	23,300,002.69	18,662,795.66		59,357,550.94	16,088,230.90	22,513,932.50	18,511,688.76		57,113,852.16	-	25,103,449.06	-	2,243,698.78																				
	MOD	91,536,000.00	(18,204,235.00)	73,331,765.00	86,536,000.00	(13,204,235.00)	73,331,765.00	10,001,767.70	2,891,715.75	10,087,535.07		22,981,018.52	5,536,318.16	1,912,176.20	5,363,135.05		12,811,629.41	-	50,350,746.48	-	10,169,389.11																				
	CO	4,500,000.00	(4,500,000.00)																																						
II. Automatic Appropriations																																									
II. Automatic Appropriations - Retirement and Life																																									
GAS																																									
	PS	10,477,000.00	(7,858,000.00)	2,619,000.00	10,477,000.00	(7,858,000.00)	2,619,000.00	1,430,202.10	702,102.33	7,339.20		2,139,643.63	1,366,505.08	693,695.28	59,570.50		2,119,770.86	-	479,356.37	-	19,872.77																				
	OPER																																								
	PS	7,970,000.00	(5,977,000.00)	1,993,000.00	7,970,000.00	(5,977,000.00)	1,993,000.00	1,252,312.75	642,903.06			1,895,215.81	1,201,984.08	651,050.26			1,853,034.34	-	97,784.19	-	42,181.47																				
III. Special Purpose Funds																																									
III. Special Purpose Funds (PGF)																																									
GAS																																									
	PS		153,346.00	153,346.00		153,346.00	153,346.00		93,689.41			93,689.41		93,689.41			93,689.41	-	59,656.59	-																					
	OPER																																								
	PS																																								
III. Special Purpose Funds (MPBF)																																									
GAS																																									
	PS		5,636,826.00	5,636,826.00		5,636,826.00	5,636,826.00		2,461,740.44	794,779.64		3,256,520.08		2,461,740.44	457,003.33		2,918,743.77	-	2,380,305.92	-	337,776.31																				
	OPER																																								
	PS																																								
GRAND TOT																						443,147,000.00	(45,378,776.00)	397,768,224.00	424,985,000.00	#####	397,768,224.00	96,568,850.61	64,679,726.52	66,582,769.64	-	227,831,346.77	68,592,291.16	68,912,324.24	61,141,585.53	-	198,646,200.93	-	169,936,877.23	-	29,185,145.84

Certified Correct :

MR. BERNARD L. TINONAS
Budget Officer
Date :

Certified Correct :

MS. MA. DOLORES A. KALALO
Accountant
Date :


Approved By:

ATTY. JOSEPH MELVIN BASAS
Director IV, FPMO
Date :


SUMMARY OF APPROPRIATIONS, ALLOTMENTS, OBLIGATIONS, DISBURSEMENTS AND BALANCES BY OBJECT OF EXPENDITURES
As of the Quarter Ending SEPTEMBER 30, 2020

Department : Other Executive Offices
Agency : Philippine Competition Commission
Operating Unit : N/A
Organization Code (UACS) : 260380000000
Funding Source Code (as clustered) : 01 - Regular Agency Fund

Authorization: 01 - CONTINUING Appropriations
Report Status: SUBMITTED

UA CS	Particulars	Authorized Appropriation	Appropriation Adjustments (Transfer To/From Realignment)	Adjusted Appropriations	Allotments Received	Allotments Adjustments (Withdrawal, Realignment)	Adjusted Total Allotments	Current Year Obligations					Current Year Disbursements					Balances																								
								1st Quarter Ending March 31	2nd Quarter Ending June 30	3rd Quarter Ending Sept. 30	4th Quarter Ending Dec. 31	Total	1st Quarter Ending March 31	2nd Quarter Ending June 30	3rd Quarter Ending Sept. 30	4th Quarter Ending Dec. 31	Total	Unreleased Appropriations	Unobligated Allotment	Unpaid Obligations (15-20) = (23+24)																						
1	2	3	4	5=(3+4)	6	7	10=[(6+(-)7)- 8+9]	11	12	13	14	15=(11+12+13+14)	16	17	18	19	20=(16+17+18+19)	21=(5-10)	22=(10-15)	23	24																					
I. Agency Specific Budget																																										
I. Agency Specific Budget - Specific Budget of National Government Agencies																																										
	GAS																																									
	PS	6,043,691.27	-	6,043,691.27	6,043,691.27	-	6,043,691.27	-	-	71,339.23	-	71,339.23	-	-	-	59,655.62	59,655.62	-	5,972,352.04	-	-	11,683.61																				
	MOOE	16,396,128.48	(5,263,223.00)	11,132,905.48	16,396,128.48	(5,263,223.00)	11,132,905.48	3,174.66	344,016.00	602,877.17	-	950,067.83	3,174.66	344,016.00	602,877.17	-	950,067.83	-	10,182,837.65	-	-	-																				
	CO	5,966,521.00		5,966,521.00	5,966,521.00		5,966,521.00			3,946,642.00		3,946,642.00				398,700.00	398,700.00		2,019,879.00		-	3,547,942.00																				
	OPER																																									
	PS	2,088,669.87	-	2,088,669.87	2,088,669.87	-	2,088,669.87	112,950.65	48,066.91	-	-	161,017.56	112,950.65	48,066.91	-	-	161,017.56	-	1,927,652.31	-	-	-																				
	MOOE	21,416,191.39	(4,277,777.00)	17,138,414.39	21,416,191.39	(4,277,777.00)	17,138,414.39	-	-	715,840.00	-	715,840.00	-	-	-	-	-	-	16,422,574.39	-	-	715,840.00																				
	CO	4,981,830.00		4,981,830.00	4,981,830.00		4,981,830.00			1,291,962.08		1,291,962.08							3,689,867.92		-	1,291,962.08																				
II. Automatic Appropriations																																										
II. Automatic Appropriations - Retirement and Life Insuranc																																										
	GAS																																									
	PS																																									
	OPER																																									
	PS																																									
III. Special Purpose Funds																																										
III. Special Purpose Funds - MPBF : Other Personnel Bene																																										
	GAS																																									
	PS																																									
	OPER																																									
	PS																																									
III. Special Purpose Funds - MPBF : PBB																																										
	GAS																																									
	PS																																									
III. Special Purpose Funds - PGF - Monetization																																										
	GAS																																									
	PS																																									
III. Special Purpose Funds - PGF - TLB Retirement/Separat																																										
	GAS																																									
	PS	3.59		3.59	3.59		3.59												3.59																							
GRAND TOTAL		56,893,035.60	(9,541,000.00)	47,352,035.60	56,893,035.60	(9,541,000.00)	47,352,035.60	116,125.31	392,082.91	6,628,660.48	-	7,136,868.70	116,125.31	392,082.91	1,061,232.79	-	1,569,441.01	-	40,215,166.90	-	-	5,567,427.69																				

Certified Correct :

MR. BERNARD L. TINONAS
Budget Officer
Date :

Certified Correct :

MS. MA. DOLORES A. KALALO
Accountant
Date :

Approved By:

ATTY. JOSEPH MELVIN BASAS
Director IV, FPMO
Date :