

**SUMMARY OF APPROPRIATIONS, ALLOTMENTS, OBLIGATIONS, DISBURSEMENTS AND BALANCES BY OBJECT OF EXPENDITURES**  
As of the Quarter Ending DECEMBER 31, 2019

Department : Other Executive Offices  
Agency : Philippine Competition Commission  
Operating Unit : N/A  
Organization Code (UACS) : 26038000000  
Funding Source Code (as clustered) : 01 - Regular Agency Fund

Authorization: 01 - CURRENT Appropriations  
Report Status: SUBMITTED

Appropriation				Allotments				Current Year Obligations					Current Year Disbursements					Balances			
Particulars	Authorized Appropriation	Adjustments (Transfer To/From Realignment)	Adjusted Appropriations	Allotments Received	Adjustments (Withdrawal, Realignment)	Adjusted Total Allotments	1st Quarter Ending March 31	2nd Quarter Ending June 30	3rd Quarter Ending Sept. 30	4th Quarter Ending Dec. 31	Total	1st Quarter Ending March 31	2nd Quarter Ending June 30	3rd Quarter Ending Sept. 30	4th Quarter Ending Dec. 31	Total	Unreleased Appropriations	Unobligated Allotment	Unpaid Obligations (15-20) = (23+24)		
1	2	3	4	5=(3+4)	6	7	10=[(6+)-(7)-8+9]	11	12	13	14	15=[(11+12+13+14)]	16	17	18	19	20=(16+17+18+19)	21=(5-10)	22=(10-15)	23	24
<b>I. Agency Specific Budget</b>																					
<b>I. Agency Specific Budget - Specific Budget of National Government Agencies</b>																					
GAS																					
PS	105,664,876.00	-	105,664,876.00	105,222,058.00	-	105,222,058.00	17,964,811.62	27,417,980.01	20,296,561.02	33,499,010.49	99,178,363.14	17,950,815.73	27,338,372.46	19,789,828.50	26,266,733.21	91,345,749.90	442,818.00	6,043,694.86	7,483,015.26	349,597.98	
MOO	130,865,182.00	-	130,865,182.00	130,865,182.00	-	130,865,182.00	29,488,247.70	40,901,117.37	19,165,147.51	24,914,540.95	114,469,053.53	29,379,405.57	35,794,495.97	17,274,437.56	8,362,428.29	90,810,767.39	-	16,396,128.47	1,102,010.78	22,556,275.36	
CO	9,747,750.00	-	9,747,750.00	9,747,750.00	-	9,747,750.00	173,000.00	1,853,280.00	1,754,949.00	-	3,781,229.00	173,000.00	1,853,280.00	1,754,949.00	-	3,781,229.00	-	-	-	-	-
OPER	-	-	-	-	-	-	-	-	-	-	-	-	-	-	-	-	-	-	-	-	-
PS	79,017,432.00	-	79,017,432.00	73,189,735.00	-	73,189,735.00	13,999,031.01	21,289,563.02	15,753,270.97	20,059,200.13	71,101,065.13	13,386,846.52	21,083,647.36	16,060,656.88	20,569,914.37	71,101,065.13	5,827,697.00	2,088,669.87	-	-	-
MOO	94,059,743.00	-	94,059,743.00	94,059,743.00	-	94,059,743.00	7,682,669.99	13,007,072.14	20,914,171.59	31,039,637.89	72,643,551.61	7,453,837.89	10,322,643.32	13,496,200.67	9,811,982.76	41,084,664.64	-	21,416,191.39	3,142,368.29	28,416,518.68	
CO	10,950,825.00	-	10,950,825.00	10,950,825.00	-	10,950,825.00	-	-	-	5,968,995.00	5,968,995.00	-	-	-	-	5,968,995.00	-	4,981,830.00	-	-	-
<b>II. Automatic Appropriations</b>																					
<b>II. Automatic Appropriations - Retirement and Life</b>																					
GAS																					
PS	9,808,000.00	-	9,808,000.00	9,808,000.00	-	9,808,000.00	1,926,443.39	1,893,186.23	1,972,450.25	2,309,169.97	8,101,249.84	2,499,038.09	1,891,500.84	1,977,809.46	1,275,302.68	7,643,651.07	-	1,706,750.16	457,598.77	0.00	
OPER	7,246,000.00	-	7,246,000.00	7,246,000.00	-	7,246,000.00	1,565,761.53	1,640,067.50	1,756,328.82	1,747,563.50	6,709,721.35	1,565,761.53	1,638,519.23	1,747,995.41	1,184,850.48	6,137,126.65	-	536,278.65	572,594.70	-	
PS	-	-	-	-	-	-	-	-	-	-	-	-	-	-	-	-	-	-	-	-	-
<b>III. Special Purpose Funds</b>																					
<b>III. Special Purpose Funds - MPBF : Other Person</b>																					
GAS																					
PS	-	-	-	-	-	-	-	-	-	-	-	-	-	-	-	-	-	-	-	-	-
OPER	-	-	-	-	-	-	-	-	-	-	-	-	-	-	-	-	-	-	-	-	-
PS	-	-	-	-	-	-	-	-	-	-	-	-	-	-	-	-	-	-	-	-	-
<b>III. Special Purpose Funds - MPBF : PBB</b>																					
GAS																					
PS	-	-	-	-	-	-	-	-	-	-	-	-	-	-	-	-	-	-	-	-	-
<b>III. Special Purpose Funds - PGF - Monetization</b>																					
GAS																					
PS	-	-	-	-	-	-	-	-	-	-	-	-	-	-	-	-	-	-	-	-	-
<b>III. Special Purpose Funds - PGF - TLB Retirement</b>																					
GAS																					
PS	-	-	-	-	-	-	-	-	-	-	-	-	-	-	-	-	-	-	-	-	-
<b>GRAND TOT</b>	<b>447,359,808.00</b>	<b>-</b>	<b>447,359,808.00</b>	<b>441,089,293.00</b>	<b>-</b>	<b>441,089,293.00</b>	<b>72,799,965.24</b>	<b>108,002,266.27</b>	<b>81,612,879.16</b>	<b>119,538,117.93</b>	<b>381,953,228.60</b>	<b>72,408,705.33</b>	<b>99,922,459.18</b>	<b>72,101,877.48</b>	<b>71,707,131.79</b>	<b>316,140,173.78</b>	<b>6,270,515.00</b>	<b>59,136,064.40</b>	<b>12,757,587.80</b>	<b>53,055,467.02</b>	

Certified Correct :  
  
**MR. BERNARD L. TINONAS**  
Budget Officer  
Date : 29 JAN 2020


Certified Correct :  
  
**MS. MA DOLORES A. KALALO**  
Accountant  
Date : 29 JAN 2020

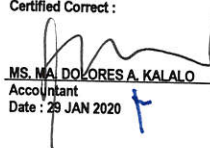
Approved By:  
  
**ATTY. JOSEPH MELVIN BASAS**  
Director IV, FPMS  
Date : 29 JAN 2020


Department : Other Executive Offices  
Agency : Philippine Competition Commission  
Operating Unit : N/A  
Organization Code (UACS) : 280380000000  
Funding Source Code (as clustered) : 01 - Regular Agency Fund

Authorization: 01 - CONTINUING Appropriations  
Report Status: SUBMITTED

UA CS CO DE	Appropriation				Allotments					Current Year Obligations					Current Year Disbursements					Balances																							
	Particulars	Authorized Appropriation	Adjustments (Transfer To/From Realignment)	Adjusted Appropriations	Allotments Received	Adjustm ents (Withdra wal, Realign -----)	Adjusted Total Allotments	1st Quarter Ending March 31	2nd Quarter Ending June 30	3rd Quarter Ending Sept. 30	4th Quarter Ending Dec. 31	Total	1st Quarter Ending March 31	2nd Quarter Ending June 30	3rd Quarter Ending Sept. 30	4th Quarter Ending Dec. 31	Total	Unreleased Appropriations	Unobligated Allotment	Unpaid Obligations (15-20) = (23+24)																							
1	2	3	4	5=(3+4)	6	7	10=[(6+(-)-)-8+9]	11	12	13	14	15=[(11+12+13+14)]	16	17	18	19	20=[(16+17+18+19)]	21=(5-10)	22=(10-15)	23	24																						
<b>I. Agency Specific Budget</b>																																											
<b>I. Agency Specific Budget - Specific Budget of National Government Agencies</b>																																											
GAS																																											
PS																																											
MOOE																						52,145,830.00			52,145,830.00																		
CO																						674,033.80			674,033.80																		
OPER																														26,834.00	497,100.97	523,934.97											
PS																																				80,524.25	80,524.25		52,145,830.00				
MOOE																						82,152,970.41			82,152,970.41															150,098.83	275,410.72	168,000.00	
CO																						463,400.00			463,400.00																		
<b>II. Automatic Appropriations</b>																																											
<b>II. Automatic Appropriations - Retirement and Life Insura</b>																																											
GAS																																											
PS																																											
OPER																																											
PS																																											
<b>III. Special Purpose Funds</b>																																											
<b>III. Special Purpose Funds - MPBF : Other Personnel Ben</b>																																											
GAS																																											
PS																																											
OPER																																											
PS																																											
<b>III. Special Purpose Funds - MPBF : PBB</b>																																											
GAS																																											
PS																																											
<b>III. Special Purpose Funds - PGF - Monetization</b>																																											
GAS																																											
PS																																											
<b>III. Special Purpose Funds - PGF - TLB Retirement/Separ</b>																																											
GAS																																											
PS																																											
<b>GRAND TOTAL</b>																						135,436,234.22			135,436,234.22								26,834.00	497,100.97	523,934.97								
																																				80,524.25	80,524.25		134,912,299.25	275,410.72	168,000.00		

Certified Correct :  
  
MR. BERNARD L. TINONAS  
Budget Officer  
Date : 29 JAN 2020

Certified Correct :  
  
MS. MAI DOLORES A. KALALO  
Accountant  
Date : 29 JAN 2020

Approved By:  
  
ATTY. JOSEPH MELVIN BASAS  
Director IV, FPMO  
Date : 29 JAN 2020