




QUARTERLY REPORT OF REVENUE AND OTHER RECEIPTS
As at the Quarter Ending September 30, 2019

Department : Other Executive Offices
Agency : Philippine Competition Commission
Operating Unit : < not applicable >
Organization Code : 26 038 0000000
Fund Cluster : 01 - Regular Agency Fund

Classification/Sources of Revenue and Other Receipts	UACS CODE	REVENUE TARGET (Annual) per BESF	Actual Revenue and Other Receipts Collections					Cumulative Remittance/Deposits to Date			Variance		Remarks
			1st Quarter Ending March 31	2nd Quarter Ending June 30	3rd Quarter Ending Sept. 30	4th Quarter Ending Dec. 31	Total	Remittance to BTr	Deposited with AGDB	TOTAL	Amount	%	
1	2	3	4	5	6	7	8=[(8)+(7)-(8)+(9)]	9	10	11=(9+10)	12=(6-3)	13=(12/3)	14
Regular Agency Fund		0.00	11,831,652.04	5,707,848.56	14,813,468.78	0.00	32,412,761.38	0.00	32,412,761.38	32,412,761.38	32,412,761.38	0%	
Revenue Collections		0.00	11,210,312.85	5,488,920.07	11,430,037.95	0.00	28,129,270.87	0.00	28,129,270.87	28,129,270.87	28,129,270.87	0%	
Cash Revenue		0.00	11,210,312.85	5,488,920.07	11,430,037.95	0.00	28,129,270.87	0.00	28,129,270.87	28,129,270.87	28,129,270.87	0%	
Not Applicable		0.00	11,210,312.85	5,488,920.07	11,430,037.95	0.00	28,129,270.87	0.00	28,129,270.87	28,129,270.87	28,129,270.87	0%	
Filing Fees	4020113007	0.00	4,702,075.00	2,475,250.00	7,148,145.15	0.00	14,326,370.15	0.00	14,326,370.15	14,326,370.15	14,326,370.15	0%	
Fines and Penalties - Service Income	4020114000	0.00	6,600,000.00	3,000,000.00	4,210,150.00	0.00	13,716,150.00	0.00	13,716,150.00	13,716,150.00	13,716,150.00	0%	
Miscellaneous Income	4060599000	0.00	7,337.85	13,670.07	65,742.80	0.00	86,750.72	0.00	86,750.72	86,750.72	86,750.72	0%	
Non-Revenue Collections/Other Receipts		0.00	621,339.19	278,728.49	3,383,422.83	0.00	4,283,490.51	0.00	4,283,490.51	4,283,490.51	4,283,490.51	0%	
Cash Receipts		0.00	621,339.19	278,728.49	3,383,422.83	0.00	4,283,490.51	0.00	4,283,490.51	4,283,490.51	4,283,490.51	0%	
Not Applicable		0.00	621,339.19	278,728.49	3,383,422.83	0.00	4,283,490.51	0.00	4,283,490.51	4,283,490.51	4,283,490.51	0%	
Petty Cash	1010102000	0.00	181,238.09	0.00	0.00	0.00	181,238.09	0.00	181,238.09	181,238.09	181,238.09	0%	
Other Receivables	1030599000	0.00	68,858.75	0.00	15,962.63	0.00	84,819.38	0.00	84,819.38	84,819.38	84,819.38	0%	
Advances for Operation Expenses	1990101000	0.00	1,500.00	1,800.00	1,900.00	0.00	5,200.00	0.00	5,200.00	5,200.00	5,200.00	0%	
Advances for Special Disbursing Officer	1990103000	0.00	46,594.45	20,749.59	130,488.15	0.00	197,810.10	0.00	197,810.10	197,810.10	197,810.10	0%	
Advances to Officers and Employees	1990104000	0.00	114,320.29	61,692.38	67,045.90	0.00	243,258.55	0.00	243,258.55	243,258.55	243,258.55	0%	
Trust Liabilities	2040101000	0.00	57,025.00	61,750.00	109,478.95	0.00	227,253.95	0.00	227,253.95	227,253.95	227,253.95	0%	
Guaranty/Security Deposits Payable	2040104000	0.00	77,750.00	132,536.63	95,200.00	0.00	305,486.63	0.00	305,486.63	305,486.63	305,486.63	0%	
Government Equity	3010101000	0.00	29,111.43	0.00	0.00	0.00	29,111.43	0.00	29,111.43	29,111.43	29,111.43	0%	
Other Subscription Expenses	5029907099	0.00	13,867.21	0.00	0.00	0.00	13,867.21	0.00	13,867.21	13,867.21	13,867.21	0%	
Library and Other Reading Materials Subscription Expenses	5029907004	0.00	31,075.97	0.00	0.00	0.00	31,075.97	0.00	31,075.97	31,075.97	31,075.97	0%	
Due from Government-Owned and/or Controlled Corporations	1030302000	0.00	0.00	0.00	2,964,369.10	0.00	2,964,369.10	0.00	2,964,369.10	2,964,369.10	2,964,369.10	0%	
Due from Officers and Employees	1030502000	0.00	0.00	0.00	0.10	0.00	0.10	0.00	0.10	0.10	0.10	0%	
TOTAL		0.00	11,831,652.04	5,707,848.56	14,813,468.78	0.00	32,412,761.38	0.00	32,412,761.38	32,412,761.38	32,412,761.38	0%	

Certified Correct:

LEMQUE THERESA ANOG
Accountant
Date: 2019-10-01 11:05:43.0

Recommending Approval:

MA. ODUREN A. KADALO
CHIEF ACCOUNTANT
Date:

Approved By:

JOSEPH MELWIN D. OCAS
DIRECTOR IV, PPMO
Date:

