


SUMMARY OF APPROPRIATIONS, ALLOTMENTS, OBLIGATIONS, DISBURSEMENTS AND BALANCES BY OBJECT OF EXPENDITURES
As of the Quarter Ending December 31, 2018

Department : Other Executive Offices
Agency : Philippine Competition Commission
Operating Unit : N/A
Organization Code (UACS) : 26038000000
Funding Source Code (as clustered) : 01 - Regular Agency Fund


Authorization: 01 - Current Year Appropriations
Report Status: SUBMITTED

UACS CODE	Particulars	Appropriation			Current Year Obligations							Current Year Disbursements				Balances																									
		Authorized Appropriation	Adjustments (Transfer To/From Realignment)	Adjusted Appropriations	Allotments Received	Adjustments (Withdrawal, Realignment)	Adjusted Total Allotments	1st Quarter Ending March 31	2nd Quarter Ending June 30	3rd Quarter Ending Sept. 30	4th Quarter Ending Dec. 31	Total	1st Quarter Ending March 31	2nd Quarter Ending June 30	3rd Quarter Ending Sept. 30	4th Quarter Ending Dec. 31	Total	Unreleased Appropriations	Unobligated Allotment	Unpaid Obligations (15-20) = (23+24)																					
1	2	3	4	5=(3+4)	6	7	10=[(6+(-)7)-8+9]	11	12	13	14	15=(11+12+13+14)	16	17	18	19	20=(16+17+18+19)	21=(5-10)	22=(10-15)	23	24																				
		APPRO	APPRO		ALLOTM	ALLOTM		OBLIG	OBLIG	OBLIG	OBLIG		DISB	DISB	DISB	DISB																									
I. Agency Specific Budget																						-	-	-	-	-	-	-	-	-	-	-	-	-	-	-	-	-	-	-	-
I. Agency Specific Budget																						-	-	-	-	-	-	-	-	-	-	-	-	-	-	-	-	-	-	-	-
GAS																						-	-	-	-	-	-	-	-	-	-	-	-	-	-	-	-	-	-	-	-
	CO	11,185,000.00	285,000.00	11,470,000.00	11,185,000.00	285,000.00	11,470,000.00	-	5,433,870.20	42,363.00	5,319,733.00	10,795,962.20	-	5,266,622.49	42,363.00	5,061,733.00	10,370,718.49	-	674,033.80	425,247.71	-																				
	MOOE	138,127,000.00	(285,000.00)	138,842,000.00	138,127,000.00	(285,000.00)	138,842,000.00	33,448,184.60	19,240,855.37	7,321,481.83	26,648,656.19	86,659,178.00	33,147,191.52	15,687,603.47	8,761,034.69	15,380,034.74	72,975,864.42	-	52,182,822.00	13,683,313.58	-																				
	PS	96,953,717.00	(1,270,666.00)	95,683,051.00	80,554,767.00	(1,270,667.00)	79,283,870.00	17,434,091.16	17,645,788.46	16,878,491.94	26,142,695.76	78,101,067.32	17,311,981.15	17,645,788.46	16,832,380.19	24,950,919.14	76,741,068.94	16,398,981.00	1,182,802.68	1,359,998.38	-																				
OPER																						-	-	-	-	-	-	-	-	-	-	-	-	-	-	-	-	-	-	-	-
	CO	-	580,000.00	580,000.00	-	580,000.00	580,000.00	-	-	-	116,600.00	116,600.00	-	-	-	-	-	-	-	463,400.00	116,600.00																				
	MOOE	121,859,000.00	(580,000.00)	121,279,000.00	121,859,000.00	(580,000.00)	121,279,000.00	3,299,146.41	7,139,009.91	10,389,730.30	18,298,142.97	39,126,029.59	3,010,800.19	6,813,708.44	6,940,028.77	6,677,804.25	23,442,339.96	-	82,152,970.41	15,683,689.93	-																				
	PS	71,718,127.00	-	71,718,127.00	59,017,058.00	595.00	59,017,653.00	12,219,131.68	13,878,502.08	13,848,279.27	18,343,999.53	58,289,912.56	12,219,131.36	13,878,403.11	13,755,504.38	18,006,286.84	57,859,325.69	12,700,474.00	727,740.44	430,586.87	-																				
II. Automatic Appropriations																						-	-	-	-	-	-	-	-	-	-	-	-	-	-	-	-	-	-	-	-
II. Automatic Appropriations																						-	-	-	-	-	-	-	-	-	-	-	-	-	-	-	-	-	-	-	-
GAS																						-	-	-	-	-	-	-	-	-	-	-	-	-	-	-	-	-	-	-	-
	PS	9,808,600.00	-	9,808,600.00	8,157,006.00	(264.00)	8,156,742.00	1,919,551.54	1,904,287.96	1,874,728.89	2,114,052.16	7,812,620.55	1,919,551.54	1,904,287.96	1,872,712.64	2,107,117.77	7,803,669.91	1,651,858.00	344,121.45	8,950.64	-																				
OPER																						-	-	-	-	-	-	-	-	-	-	-	-	-	-	-	-	-	-	-	-
	PS	7,245,400.00	-	7,245,400.00	5,899,855.00	82.00	5,899,937.00	1,369,825.69	1,517,221.49	1,526,589.29	1,486,218.53	5,899,855.00	1,369,825.69	1,517,221.49	1,526,589.29	1,486,218.53	5,899,855.00	1,345,463.00	82.00	-	-																				
III. Special Purpose Funds																						-	-	-	-	-	-	-	-	-	-	-	-	-	-	-	-	-	-	-	-
III. Special Purpose Funds																						-	-	-	-	-	-	-	-	-	-	-	-	-	-	-	-	-	-	-	-
GAS																						-	-	-	-	-	-	-	-	-	-	-	-	-	-	-	-	-	-	-	-
	PS	8,933,041.00	-	8,933,041.00	8,933,041.00	-	8,933,041.00	-	8,912,467.00	20,574.00	-	8,933,041.00	-	8,912,467.00	-	-	8,912,467.00	-	-	20,574.00	-																				
III. Special Purpose Funds																						-	-	-	-	-	-	-	-	-	-	-	-	-	-	-	-	-	-	-	-
GAS																						-	-	-	-	-	-	-	-	-	-	-	-	-	-	-	-	-	-	-	-
	PS	4,962,882.00	-	4,962,882.00	4,962,882.00	-	4,962,882.00	-	4,895,748.21	67,132.83	4,895,748.21	4,962,881.04	-	4,895,748.21	-	4,895,748.21	4,895,748.21	-	0.96	67,132.83	-																				
III. Special Purpose Funds																						-	-	-	-	-	-	-	-	-	-	-	-	-	-	-	-	-	-	-	-
GAS																						-	-	-	-	-	-	-	-	-	-	-	-	-	-	-	-	-	-	-	-
	PS	1,289,970.00	21,657.00	1,311,627.00	1,289,970.00	21,657.00	1,311,627.00	-	681,790.23	356,294.08	273,537.67	1,311,627.98	-	681,790.23	356,294.08	251,881.48	1,289,965.79	-	5.02	21,656.19	-																				
III. Special Purpose Funds																						-	-	-	-	-	-	-	-	-	-	-	-	-	-	-	-	-	-	-	-
GAS																						-	-	-	-	-	-	-	-	-	-	-	-	-	-	-	-	-	-	-	-
	PS	658,947.00	1,249,209.00	1,908,156.00	658,947.00	1,249,209.00	1,908,156.00	-	261,565.83	39,557.21	1,590,627.84	1,891,750.88	-	261,565.83	17,430.42	271,626.83	550,623.08	-	16,405.12	1,341,127.80	-																				
GRAND TOTAL																						473,741,684.00	-	473,741,684.00	441,644,526.00	382.00	441,644,908.00	69,689,931.08	76,615,358.53	57,193,838.02	100,401,396.48	303,900,524.11	68,978,481.45	72,569,458.48	55,000,883.67	74,193,622.59	270,741,646.19	32,096,776.00	137,744,383.89	33,158,877.93	-


Certified Correct :


MS. LENET D. LAUDENCIA
Budget Officer
Date : 15/Jan/2019

Certified Correct :


MS. CAROLYN V. AQUINO
Accountant
Date : 15/Jan/2019

Approved By:


ATTY. JOSEPH MELVIN BASAS
Director IV, FPMO
Date : 15/Jan/2019