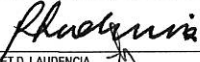



SUMMARY OF APPROPRIATIONS, ALLOTMENTS, OBLIGATIONS, DISBURSEMENTS AND BALANCES BY OBJECT OF EXPENDITURES
As of the Quarter Ending September 30, 2018


Department : Other Executive Offices
Agency : Philippine Competition Commission
Operating Unit : NIA
Organization Code (UACS) : 260380000000
Funding Source Code (as clustered) : 01 - Regular Agency Fund

Authorization: 01 - Current Year Appropriations
Report Status: APPROVED

Row Labels	APPROPRIATION				ALLOTMENTS				OBLIGATIONS				DISBURSEMENTS				UNDISBURSED		
	Qtr1	Qtr2	Qtr3	Total	Qtr1	Qtr2	Qtr3	Total	Qtr1	Qtr2	Qtr3	Total	Qtr1	Qtr2	Qtr3	Total	Qtr1	Qtr2	Qtr3
I. Agency Specific Budget - Specific	440,538,000.00	-	-	440,538,000.00	402,266,636.00	-	4,962,882.00	407,229,518.00	66,400,553.85	63,338,026.02	53,376,094.55	183,114,674.42	65,677,145.89	57,073,840.08	42,381,919.30	165,132,905.27	723,407.96	6,264,185.94	10,994,175.25
GAS	247,114,400.00	-	-	247,114,400.00	226,986,231.00	-	4,962,882.00	231,949,113.00	51,004,275.76	42,320,514.03	29,138,084.98	122,462,874.77	50,584,618.67	38,016,489.11	27,952,173.12	116,553,280.90	419,657.09	4,304,024.92	1,185,911.86
(CO 06)	11,185,000.00	-	-	11,185,000.00	11,185,000.00	-	-	11,185,000.00	-	5,433,870.20	-	42,363.00	5,476,233.20	-	42,363.00	5,308,985.49	-	167,247.71	-
(MOOE 02)	139,127,000.00	-	-	139,127,000.00	139,127,000.00	-	-	139,127,000.00	33,448,184.60	19,240,855.37	7,321,481.83	60,010,521.80	33,160,040.32	15,142,485.59	6,663,510.76	54,966,036.67	288,144.28	4,086,369.78	657,971.07
(PS 01)	96,802,400.00	-	-	96,802,400.00	76,674,231.00	-	4,962,882.00	81,637,113.00	17,556,091.16	17,645,788.46	21,774,240.15	56,976,119.77	17,424,578.35	17,607,381.03	21,246,299.36	56,278,258.74	131,512.81	38,407.43	527,940.79
OPERATIONS	193,423,600.00	-	-	193,423,600.00	175,280,405.00	-	-	175,280,405.00	15,396,278.09	21,017,511.99	24,238,009.57	60,651,799.65	15,092,527.22	19,057,350.97	14,429,746.18	48,579,624.37	303,750.87	1,960,161.02	9,808,263.39
(MOOE 02)	121,859,000.00	-	-	121,859,000.00	121,859,000.00	-	-	121,859,000.00	3,299,146.41	7,139,009.91	10,389,730.30	20,827,886.62	2,997,270.79	5,235,990.54	5,152,836.10	13,386,097.43	301,875.62	1,903,019.37	5,236,894.20
(PS 01)	71,564,600.00	-	-	71,564,600.00	53,421,405.00	-	-	53,421,405.00	12,097,131.68	13,878,502.08	13,848,279.27	39,823,913.03	12,095,256.43	13,821,360.43	9,276,910.08	35,193,526.94	1,875.25	57,141.65	4,571,369.19
(blank)	-	-	-	-	-	-	-	-	-	-	-	-	-	-	-	-	-	-	-
II. Automatic Appropriations - Retire	17,054,000.00	-	-	17,054,000.00	13,188,182.00	-	-	13,188,182.00	3,289,377.23	3,421,509.45	3,401,318.18	10,112,204.86	3,289,377.23	3,421,509.45	2,266,504.55	8,977,391.23	-	-	1,134,813.63
GAS	9,808,600.00	-	-	9,808,600.00	7,786,264.00	-	-	7,786,264.00	1,919,551.54	1,904,287.96	1,874,728.89	5,698,568.39	1,919,551.54	1,904,287.96	1,248,343.45	5,072,182.95	-	-	626,385.44
(PS 01)	9,808,600.00	-	-	9,808,600.00	7,786,264.00	-	-	7,786,264.00	1,919,551.54	1,904,287.96	1,874,728.89	5,698,568.39	1,919,551.54	1,904,287.96	1,248,343.45	5,072,182.95	-	-	626,385.44
OPERATIONS	7,245,400.00	-	-	7,245,400.00	5,401,918.00	-	-	5,401,918.00	1,369,825.69	1,517,221.49	1,526,589.29	4,413,636.47	1,369,825.69	1,517,221.49	1,018,161.10	3,905,208.28	-	-	508,428.19
(PS 01)	7,245,400.00	-	-	7,245,400.00	5,401,918.00	-	-	5,401,918.00	1,369,825.69	1,517,221.49	1,526,589.29	4,413,636.47	1,369,825.69	1,517,221.49	1,018,161.10	3,905,208.28	-	-	508,428.19
III. Special Purpose Funds - Miscellaneous Personnel Benefits Fund : PBB	-	-	-	-	-	-	4,962,882.00	4,962,882.00	-	-	-	4,895,748.21	4,895,748.21	-	-	4,869,718.53	-	-	26,029.68
GAS	-	-	-	-	-	-	4,962,882.00	4,962,882.00	-	-	-	4,895,748.21	4,895,748.21	-	-	4,869,718.53	-	-	26,029.68
(PS 01)	-	-	-	-	-	-	4,962,882.00	4,962,882.00	-	-	-	4,895,748.21	4,895,748.21	-	-	4,869,718.53	-	-	26,029.68
III. Special Purpose Funds - Miscellaneous Personnel Be	8,912,467.00	20,574.00	-	8,933,041.00	8,912,467.00	20,574.00	8,933,041.00	8,933,041.00	8,912,467.00	20,574.00	8,933,041.00	8,912,467.00	20,574.00	8,912,467.00	-	8,912,467.00	-	-	20,574.00
GAS	8,912,467.00	20,574.00	-	8,933,041.00	8,912,467.00	20,574.00	8,933,041.00	8,933,041.00	8,912,467.00	20,574.00	8,933,041.00	8,912,467.00	20,574.00	8,912,467.00	-	8,912,467.00	-	-	20,574.00
(PS 01)	8,912,467.00	20,574.00	-	8,933,041.00	8,912,467.00	20,574.00	8,933,041.00	8,933,041.00	8,912,467.00	20,574.00	8,933,041.00	8,912,467.00	20,574.00	8,912,467.00	-	8,912,467.00	-	-	20,574.00
III. Special Purpose Funds - Pension and Gratuity Fund	681,791.00	356,296.00	-	1,038,087.00	681,791.00	356,296.00	1,038,087.00	1,038,087.00	681,790.23	356,294.08	1,038,084.31	681,790.23	356,294.08	1,038,084.31	-	1,038,084.31	-	-	-
GAS	681,791.00	356,296.00	-	1,038,087.00	681,791.00	356,296.00	1,038,087.00	1,038,087.00	681,790.23	356,294.08	1,038,084.31	681,790.23	356,294.08	1,038,084.31	-	1,038,084.31	-	-	-
(PS 01)	681,791.00	356,296.00	-	1,038,087.00	681,791.00	356,296.00	1,038,087.00	1,038,087.00	681,790.23	356,294.08	1,038,084.31	681,790.23	356,294.08	1,038,084.31	-	1,038,084.31	-	-	-
III. Special Purpose Funds - Pension and Gratuity Fund	261,566.00	39,558.00	-	301,124.00	261,566.00	39,558.00	301,124.00	301,124.00	261,565.83	39,557.21	301,123.04	261,565.83	39,557.21	301,123.04	-	301,123.04	-	-	16,403.25
GAS	261,566.00	39,558.00	-	301,124.00	261,566.00	39,558.00	301,124.00	301,124.00	261,565.83	39,557.21	301,123.04	261,565.83	39,557.21	301,123.04	-	301,123.04	-	-	16,403.25
(PS 01)	261,566.00	39,558.00	-	301,124.00	261,566.00	39,558.00	301,124.00	301,124.00	261,565.83	39,557.21	301,123.04	261,565.83	39,557.21	301,123.04	-	301,123.04	-	-	16,403.25
Grand Total	457,592,000.00	9,855,824.00	416,428.00	467,864,252.00	415,454,818.00	9,855,824.00	5,379,310.00	430,689,952.00	69,689,931.08	76,615,358.53	57,193,838.02	203,498,127.63	68,965,523.42	70,351,172.59	45,027,871.89	184,345,567.60	723,407.96	6,264,185.94	12,165,966.13


LEIMET D. LAUDENCIA
Budget Officer
Date : October 03, 2018


CAROLYN V. AQUINO
Chief Accountant
Date : October 03, 2018


JOSEPH MELVIN B. BASAS
Director, FPMO / Department Head
Date : October 03, 2018